

# Анимированный плакат

## Письменные буквы русского алфавита



|              |              |              |   |   |
|--------------|--------------|--------------|---|---|
| Аа <b>Аа</b> | Бб <b>Бб</b> | Вв <b>Вв</b> | Гг <b>Гг</b>  | Дд <b>Дд</b>  |
| Ее <b>Ее</b> | Ёё <b>Ёё</b> | Жж <b>Жж</b> | Зз <b>Зз</b>  | Ии <b>Ии</b>  |
| Йй <b>Йй</b> | Кк <b>Кк</b> | Лл <b>Лл</b> | Мм <b>Мм</b>  | Нн <b>Нн</b>  |
| Оо <b>Оо</b> | Пп <b>Пп</b> | Рр <b>Рр</b> | Сс <b>Сс</b>  | Тт <b>Тт</b>  |
| Уу <b>Уу</b> | Фф <b>Фф</b> | Хх <b>Хх</b> | Цц <b>Цц</b>  | Чч <b>Чч</b>  |
| Шш <b>Шш</b> | Щщ <b>Щщ</b> | Ъъ <b>Ъъ</b> | Ыы <b>Ыы</b>  | Ьь <b>Ьь</b>  |
| Ээ <b>Ээ</b> | Юю <b>Юю</b> | Яя <b>Яя</b> |  |  |

A a

A a



a



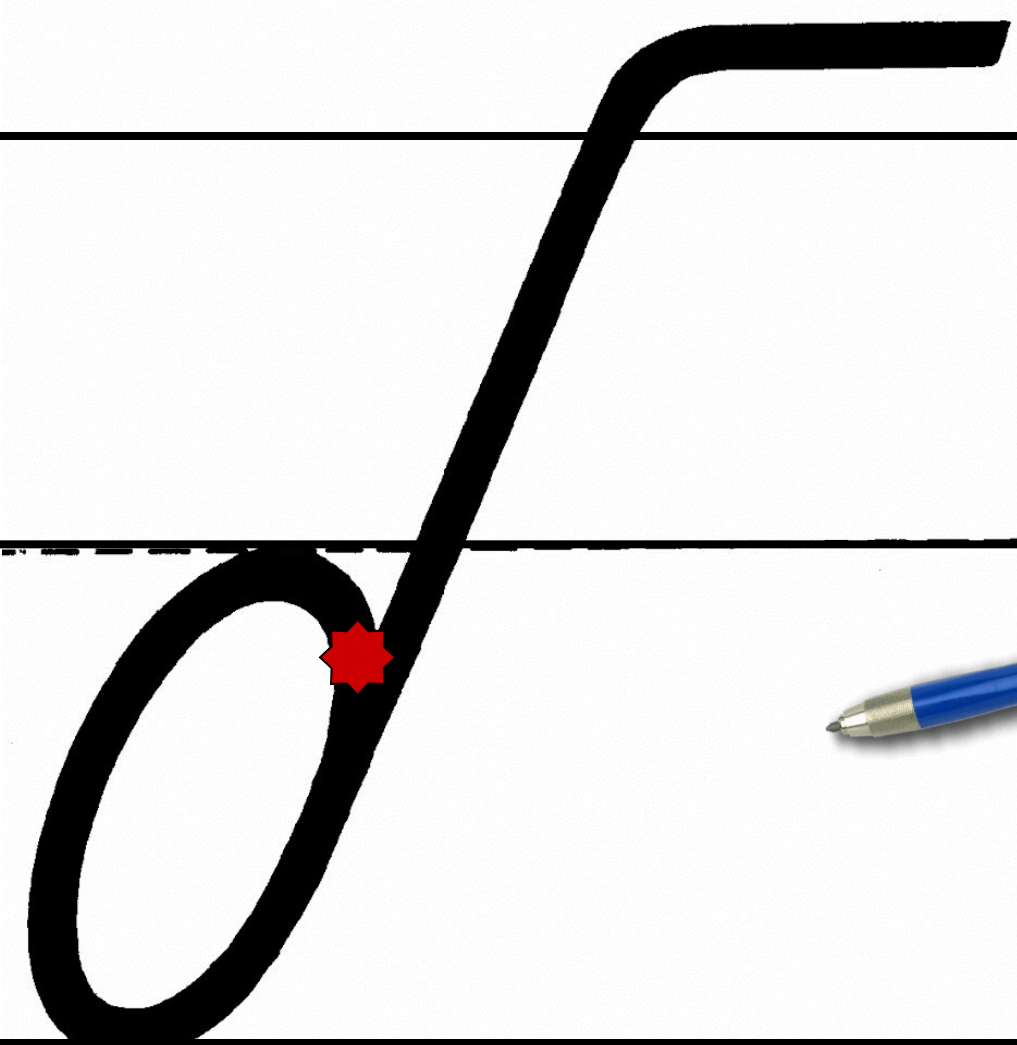


Б б

Б

б







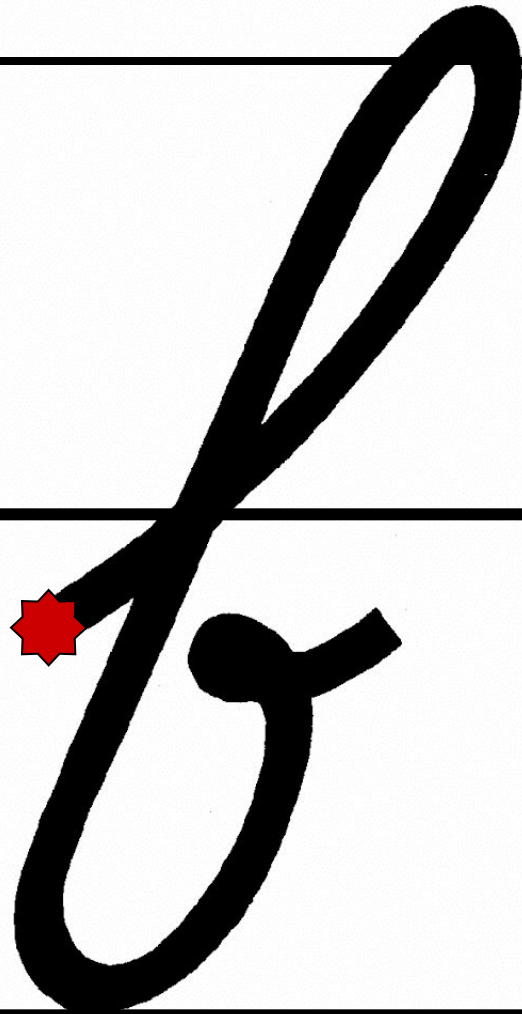


**B B**

*B b b*








B





Handwritten cursive letter 'r' on a four-line grid. The letter starts at the bottom line, curves up to touch the top line, and then descends back to the bottom line. A small number '2' is written next to the letter, indicating the second stroke or a specific part of the writing process.



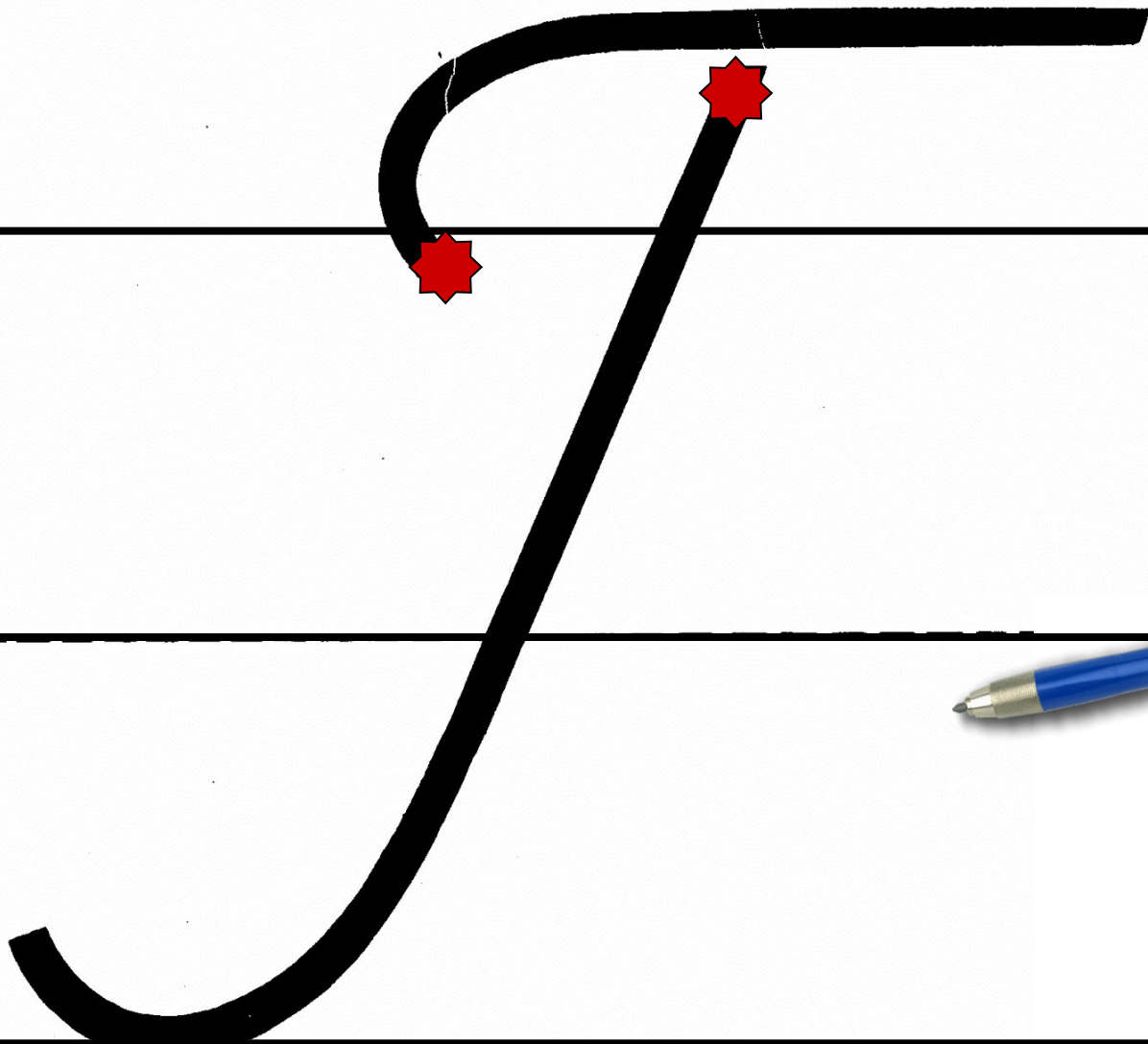
---

---

---

2





Дд



Dd





g





E e


E

e



e





E e


Ë

ë



e







Ж ж

Ж

ж





---

---

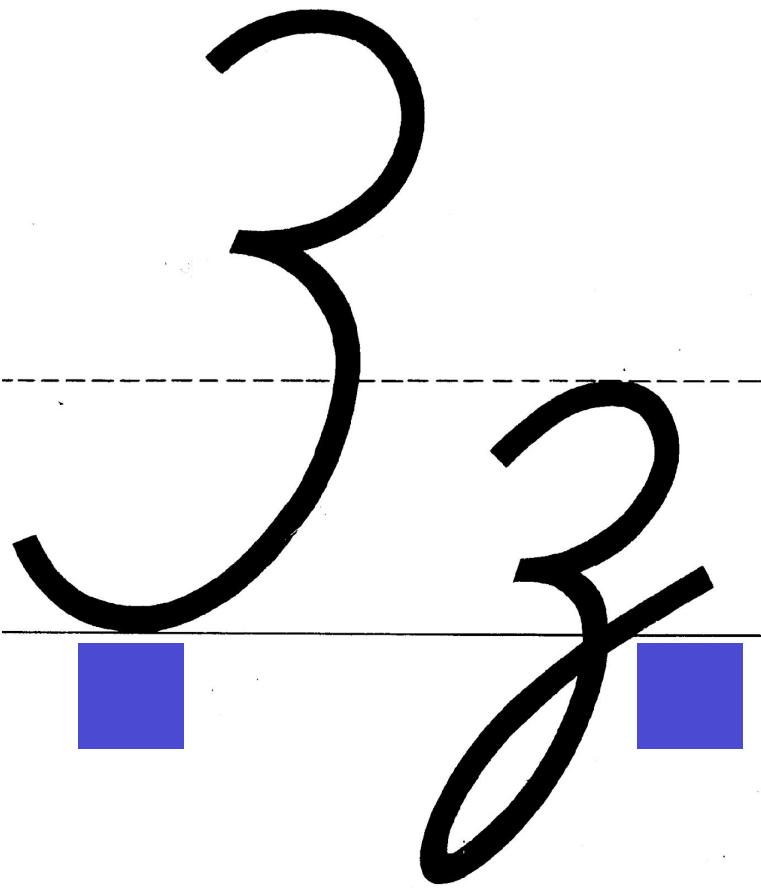
---

2K





3 3



---

3

---

---



3



И И

И И

и и



u






21



Й

й





Kk

Kk



Handwritten cursive letter 'k' with two red starburst markers indicating stroke direction.



Handwritten cursive letter 'k' on a four-line grid. Two red starburst markers indicate the starting points of the strokes: one at the top of the vertical stem and another at the junction where the stem meets the loop.



Л л

Л

л



Handwritten letter 'k' on a four-line grid. A red starburst is at the starting point of the stroke on the bottom line.





Handwritten cursive letter 'A' on a four-line grid. A red starburst icon is at the starting point of the letter on the bottom line.



M M

M M m m



π



Handwritten cursive letters 'M' and 'A' on a four-line grid. A red starburst marks the starting point of the 'M' at the bottom left line.



Н Н

Н

Н



Handwritten letter 'H' on a four-line grid. A red starburst is placed at the top of the left vertical stroke, indicating the starting point for writing.



H







---

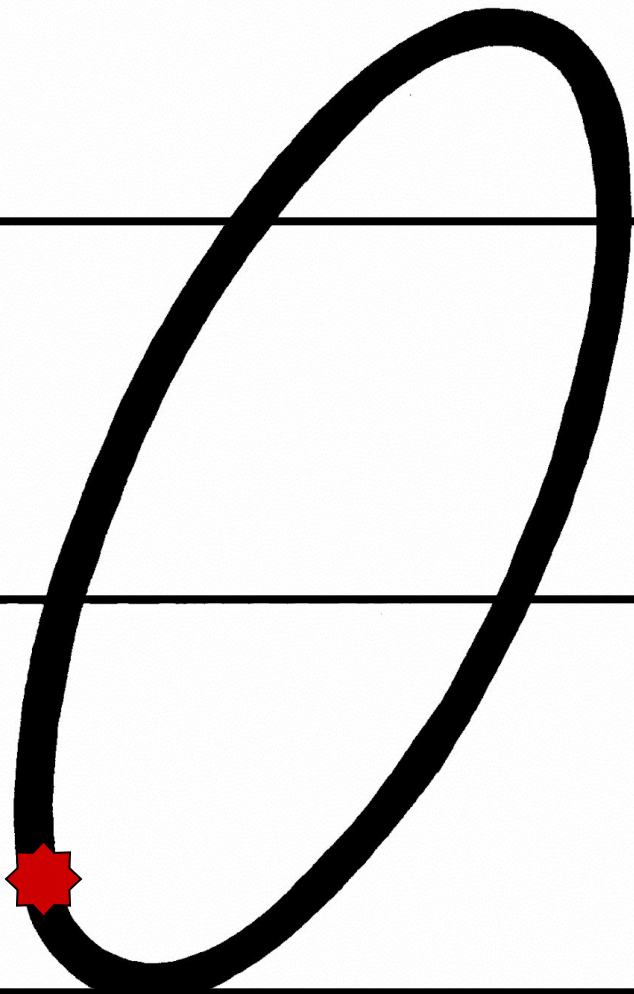
---

0

o









H h




12

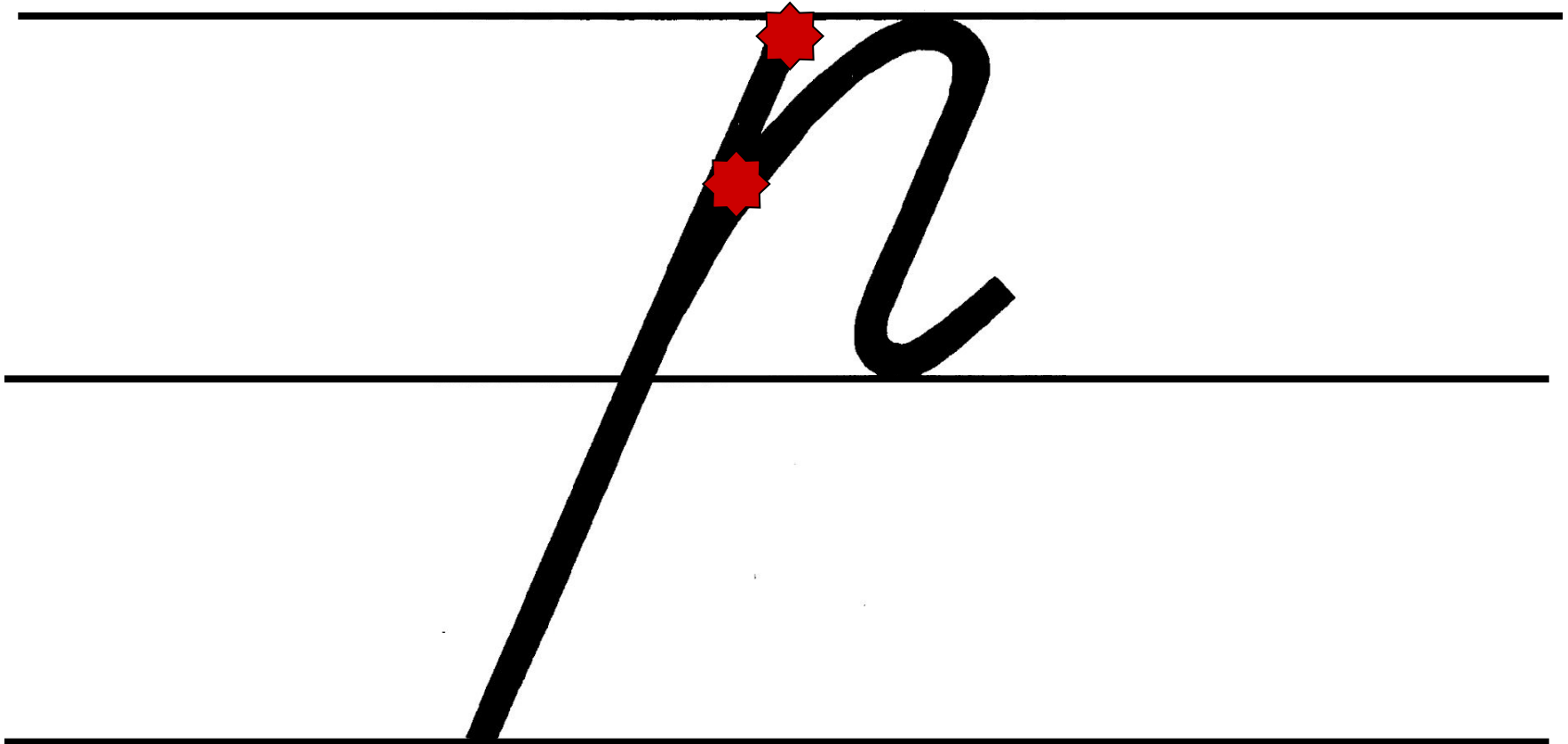


Handwritten cursive letter 'N' on a four-line grid. The letter is drawn with a thick black stroke. Three red star-shaped markers are placed at the top of the letter: one at the start of the top curve, one at the top of the first vertical stroke, and one at the top of the second vertical stroke.



Pp







*F*



Cc

Cc



C



É



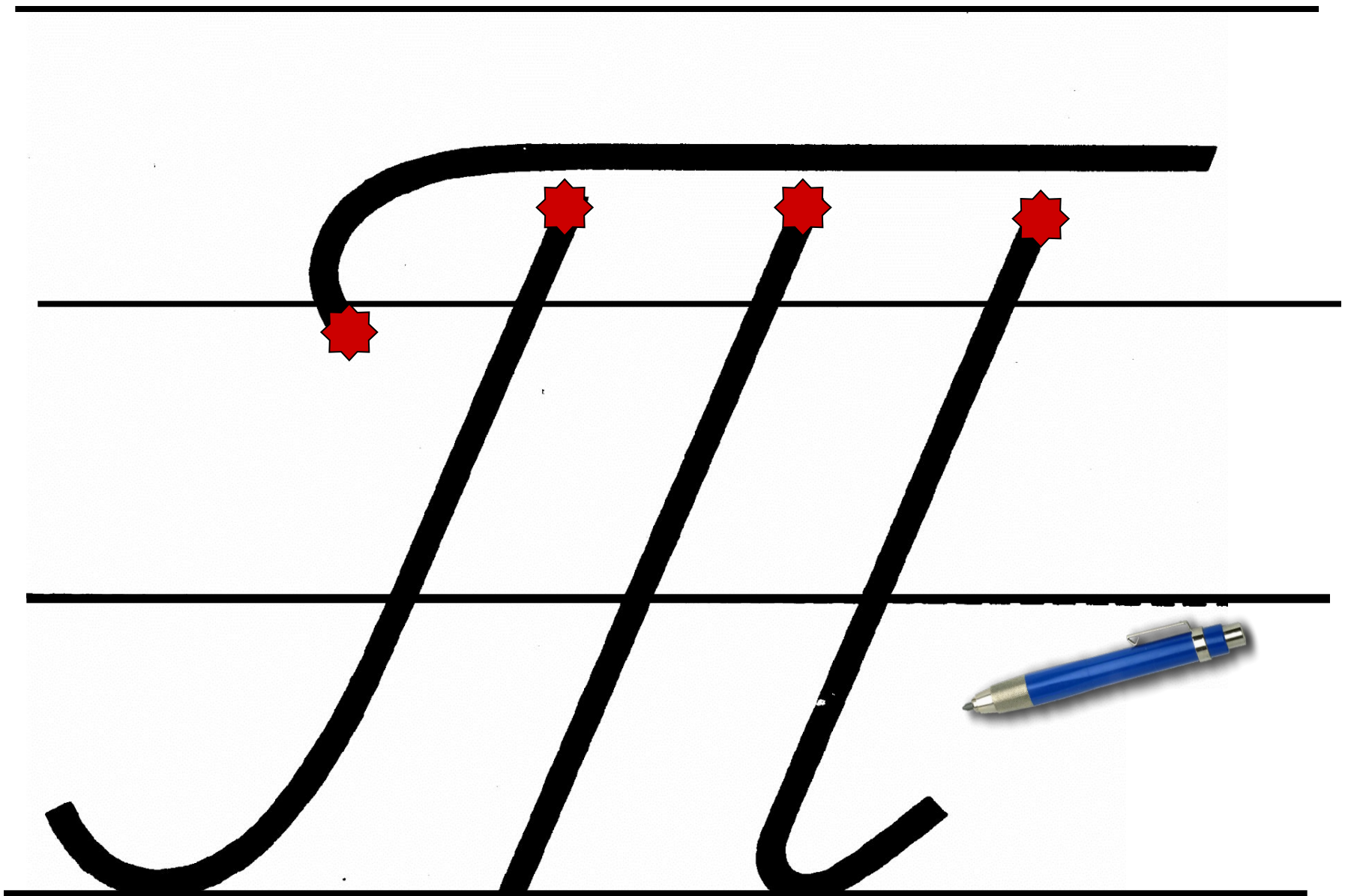
T t

T t m



Handwritten cursive letter 'm' on a set of four horizontal lines. A red starburst icon is placed at the top of the first vertical stroke to indicate the starting point.





yy

y y






y




g



Ф ф







X x

X



x




---

---


---

x









Uy



Handwritten cursive letters 'D' and 'y' on a four-line grid. A red starburst is at the top of the 'D'.



44

4

4




7



Handwritten cursive letter 'y' on a four-line grid. A red starburst marks the starting point of the stroke at the top line.






W



w







21





Щ щ

Щ щ



u y



W



b


b



---

---

---



Ы I

Ы I



64







6



6



Э э

Э э





3



Ю ю

Ю

Ю Ю



HO





10



10



Я Я

Я

я



g



g



# Используемые материалы:

1. Голованов Ф.Г. *Демонстрационные карточки печатных и письменных букв*. М., Просвещение, 1971 г.
2. <http://www.lenagold.ru/fon/clipart/k/kar/karanda16.png> (картинка с изображением ручки)
3. [www.it-n.ru/communities.aspx?cat\\_no=5025&lib\\_no=23224&tmpl=lib](http://www.it-n.ru/communities.aspx?cat_no=5025&lib_no=23224&tmpl=lib) (шаблон с изображением школьной доски)



**Завершить показ**