

The renaissance architecture

Flóra Mészáros

Characteristics


- Based on proportion
- Symmetry
- The sizes, the walls and so on are following the proportions of a person
- More profane than sacral, so palaces
- Central plan, mainly in churches
- Perfect forms
- Respect for antiquity, the model: ancient times
- Dome
- Not individual, always respect for environment

Ideal space: central plan (Leon Battista Alberti)



Brunelleschi: The Dome from Florence

- Gothic tradition
- Lantern
- Really long experiment
- https://www.youtube.com/watch?v=TQ8F_yPwqzA



Brunelleschi: Florence, Ospedale (1419-1451)

- This is the first real renaissance building
- Horizontal
- Fragmented
- Symmetric
- Loggia



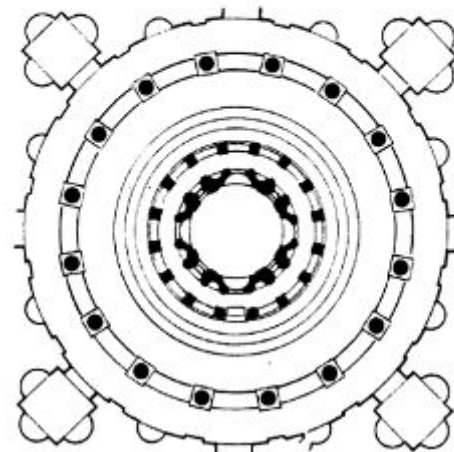



Palazzi: profane buildings, palaces,
stuc has
pl.Maiano: Palazzo Strozzi, Florence



Bramante, Rome, Tempietto

- Tiny
- It is in a courtyard, it is like marker
- The place where was Saint Peter crucified upside down
- It is the place where the first pope (Peter) died, so it has a meaning! The basicila is for his tomb
- Central plan





- Circular plan is from the ancient times, antiquity
- Bramante loved the ideal geometry of antiquities
- Stylobate then colonnade then dome



Palladio

- Vicenza
- Environment and building
- Antiquity
- Palladianism



Villa Rotonda

