



PLAY THE GAME “TURN AROUND”

Автор:
учитель английского
языка
высшей категории
Дмитрук Л.Е.

ProPowerPoint.Ru



PLAY THE GAME “TURN AROUND”

Автор:
учитель английского
языка
высшей категории
Дмитрук Л.Е.

ProPowerPoint.Ru



The

Hold a flashcard in his hand
or place it on the board.

Get two students to stand in
front of him with their backs
turned.

Two
students



The teacher gives the command:



Who can identify the flashcard first?



This is
Panda





**Let's
play!**



This is a tie






This is a fat boy





This is change





This is a tailor






This is a cook





This is a policeman





A person who
makes bread

a baker





This is a driver





This is a postman





This is a typist





This is a secretary





This is a singer






This is a salesman





This is a nurse





A person who sells
meat

a butcher





This is a sailor





This is a milkman





This is a pizzaman





This is an actor





This is a dancer





This is a fisherman





This is a fireman





A person who sells
sugar, flour, salt, etc.



a grocer



Great job!





SOME VARIANTS:

- A) The students turn and simply identify the flashcard.
- B) The students are asked to make a sentence with the flashcard, or answer a question. For example, you ask, "What do I like to eat?" In your hand there is a banana flashcard. When the students turn they must answer "You like to eat bananas!"
- C) The students stand back to back. They are given each a flashcard to hold (face forward) in front of their chest. When they turn they must identify their opponents flashcard.

