

Lesson 1
Unit 1

The box has a light green background with a grey diagonal stripe at the top. The number '1.1' is written in large, bold, grey font. Below it, the text 'In this lesson' is written in white inside a dark grey rounded rectangle. The content below is enclosed in a white rounded rectangle with a thin black border.

Lesson aims:

- Vocabulary: school subjects and items.

Resources:

- Vocabulary worksheet 1.1, p. 148
- Tests: Vocabulary check 1.1

Homework:

- Workbook Unit 1, p. 8

Homework

Learn words for dictation.

Exam task



Test 3

Reading and Writing

Part 1

– 6 questions –

Look and read. Choose the correct words and write them on the lines. There is one example.



a CD



swimming



hockey



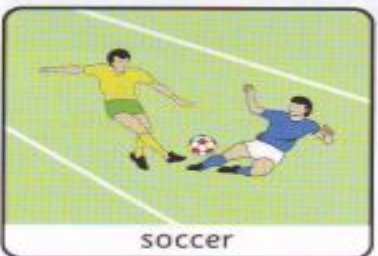
basketball



a piano



a TV



soccer



a radio

Example

In this game you hit the ball.

hockey
.....

Questions

1 You throw and bounce the ball in this game, but you can't kick it.

.....

2 You can watch films on this.

.....

3 This is small and round and you can listen to music on it.

.....

4 You do not need a ball for this sport.

.....

5 You run a lot and kick the ball in this game.

.....


6 You can sit at this and play music on it.

.....

Part 5
- 5 questions -




Listen and colour and draw. There is one example.



Part 5
- 5 questions -

Listen and colour and draw. There is one example.






I know that!

1 Which things have you got in your school bag?
 calculator dictionary laptop map paints
 pencil case trainers



Warm-up

- (*Books closed*) Ss work in pairs and look in their bags and say the words for any items they already know in English.
- 🎯 (*Books open*) Introduce the aims of this lesson with this question: *What is this lesson about?* Ss quickly look at pages 10–11; ask random Ss for their ideas.

- 2  1.16 Listen and repeat. Find these school subjects and school items in the photos on page 10.


Vocabulary School

School subjects

Art Computer Studies English French
Geography History Maths Music P.E.
Science

School items

calculator dictionary laptop map paints
pencil case rubber ruler scissors trainers

- 2  1.16 Listen and repeat. Find these school subjects and school items in the photos on page 10.


Vocabulary School

School subjects

Art Computer Studies English French
Geography History Maths Music P.E.
Science

School items

calculator dictionary laptop map paints
pencil case rubber ruler scissors trainers

- 2  1.16 Listen and repeat. Find these school subjects and school items in the photos on page 10.


Vocabulary School

School subjects

Art Computer Studies English French
Geography History Maths Music P.E.
Science

School items

calculator dictionary laptop map paints
pencil case rubber ruler scissors trainers

- 2  1.16 Listen and repeat. Find these school subjects and school items in the photos on page 10.




Vocabulary School

School subjects

Art Computer Studies English French
Geography History Maths Music P.E.
Science

School items

calculator dictionary laptop map paints
pencil case rubber ruler scissors trainers

- 3  1.17 Listen and circle the correct answer.

1 P.E. / Music

2 English / French

3 Geography / Maths

4 P.E. / Music

5 Computer Studies / Geography

6 Art / Science

4 Exam Spot Write the school subjects.

1 *We can do experiments.
It's interesting.* Science

2 *We can learn about
the past.* _____

3 *We can play
football.* _____

4 *We can play computer
games.* _____

5 *We can play the piano
and the guitar.* _____

6 *We can learn about
different countries.* _____


Vocabulary School

School subjects

Art Computer Studies English French
Geography History Maths Music P.E.
Science



Exercise 5 1.18

- Revise the days of the week. First chant the days as a class. Then write the initials of each day on the board, and ask random Ss to complete the words.
- Play the audio track once.
- Play again for Ss to confirm answers.
-  Check answers using the Basketball technique. Ask *When is Maths?* Ss *It's on Tuesday.*

5 1.18 Listen and match the school subjects to the days.

- | | | |
|---|---------|-------------|
| 1 <input checked="" type="checkbox"/> b | Maths | a Monday |
| 2 <input type="checkbox"/> | Art | b Tuesday |
| 3 <input type="checkbox"/> | P.E. | c Wednesday |
| 4 <input type="checkbox"/> | History | d Thursday |
| 5 <input type="checkbox"/> | English | e Friday |

6 Ask and answer the questions in pairs.

A: *What's your favourite subject?*

B: *It's Music.*

A: *When is it?*

B: *It's on Monday.*

7 Look at the school bags. Which subjects have they got today? Write in your notebook.



Sophie



Lucas



Clara

1 Look at the picture. Write the school items.



1 dictionary

2 _____

3 _____

4 _____

5 _____

6 _____

7 _____

8 _____

- 1 I paint pictures of flowers in Art.
- 2 We learn to say *Bonjour* in _____.
- 3 I learn about different countries in _____.
- 4 In _____ we can use a calculator for problems.
- 5 We do cool experiments in _____.
- 6 In _____ we sing lots of songs.
- 7 This book about the past is for _____.
- 8 Today's grammar lesson for _____ is *I can*.

3 Complete the words.

- 1 I've got a new *dictionary* for English.
- 2 Where are my t s? We have P.E. next.
- 3 There are ten laptops in the C
S s classroom.
- 4 **A:** Is there any green p t?
B: Yes, there's some in the art box.
- 5 My favourite subject is H y because
we learn about the past.
- 6 I play the piano in my M c lesson.
- 7 Your m is good. Is it your Geography
homework?
- 8 **A:** Where's my p l c e?
B: Is it in your bag?

Homework

Learn words for dictation.

Make a video “My favourite subject”

Exam task



2 Find and circle eight school subjects. Then complete the sentences.



5 Complete the information about you. Then write.



Name: _____

Age: _____

Favourite subjects: _____

My name is _____

We can do experiments.
It's interesting.

Science

We can learn about
the past.

We can play
football.

We can play computer
games.

We can play the piano
and the guitar.

We can learn about
different countries.


Reading and Writing

Part 2

- 6 questions -

Look and read. Choose the correct words and write them on the lines. There is one example.

Look and read. Write **yes** or **no**.



Examples

Three girls and one boy are playing soccer.

yes

The monsters have got two legs.

no

Questions

1 One of the monsters is flying.

2 The monster inside the classroom is happy.

3 A girl is throwing a ball. She is behind the blue monster.

4 The monsters have got longer legs than the children.

5 The man is drinking from a glass.

6 One of the monsters loves the girl with brown hair.