

A decorative graphic on the left side of the slide, featuring a dark red arrow pointing right at the top, and several thin, curved lines in shades of brown and grey extending downwards.

Lesson nineteen - 19

Nine - 9

Nineteen - 19

Ninety - 90

Be polite!

Don't forget to say –
hello and hi!



Be polite!
Don't forget to say –
please and thank you!



Be polite!

Don't forget to ask –
How are you today?



How are you?

How are you?

How are you?

I'm fine, thank you.

I'm great, thank
you.

I'm wonderful,
thank you.

How are you?

How are you?

How are you?

I'm fantastic, thank
you.

I'm very well, thank
you.

I'm **not bad**, thank
you.



Choose



What month is it now?



It's January.

It's February.

What season is it now?




It's autumn.

It's winter.

I'm very cold.

What's the matter?



How are you?

The snowballs are on
the ground.



The snowball is in the sky.

Let's have winter fun.



Let's build a snow castle.



Let's play snowballs.



Let's build a snowman.



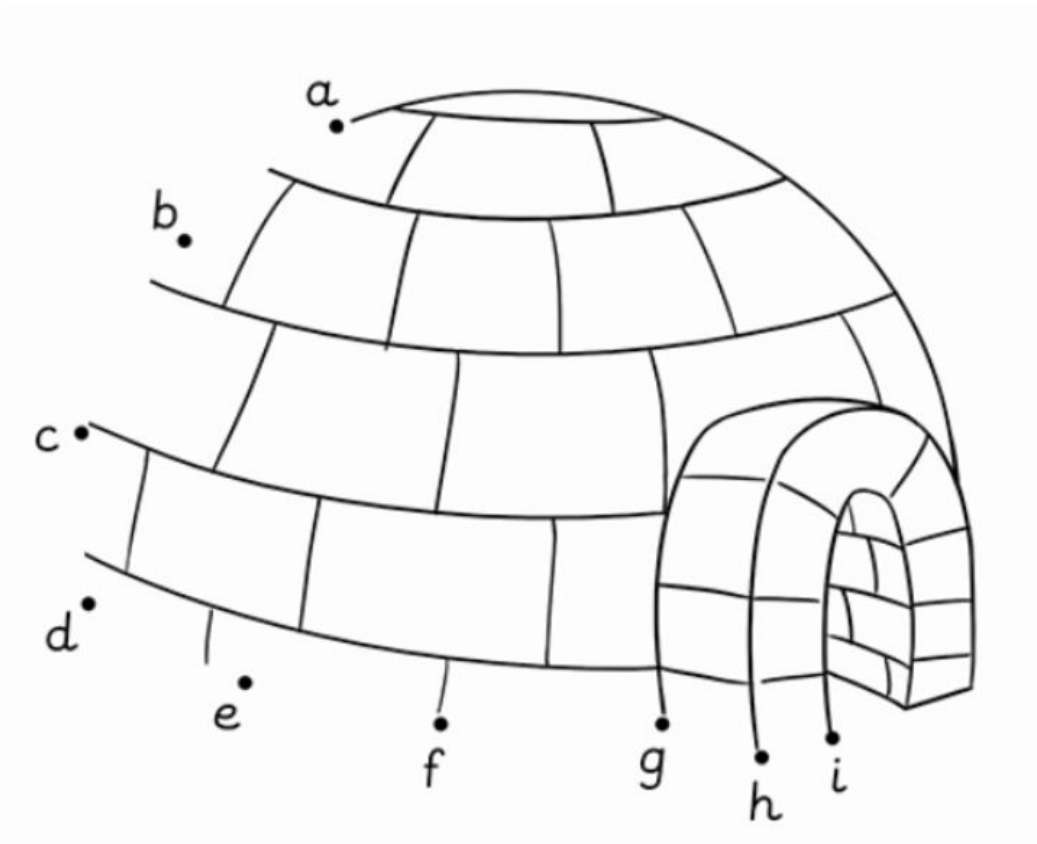
A decorative graphic on the left side of the slide. It features a solid brown arrow pointing to the right at the top. Below it, several thin, curved lines in shades of brown and grey sweep upwards and to the right, crossing the main graphic area.

WELL DONE!

Letter **li** practice




1 Draw and say.




Draw –
нарисуй
Say –
скажи


Red and black insect.




Purple and orange insect.



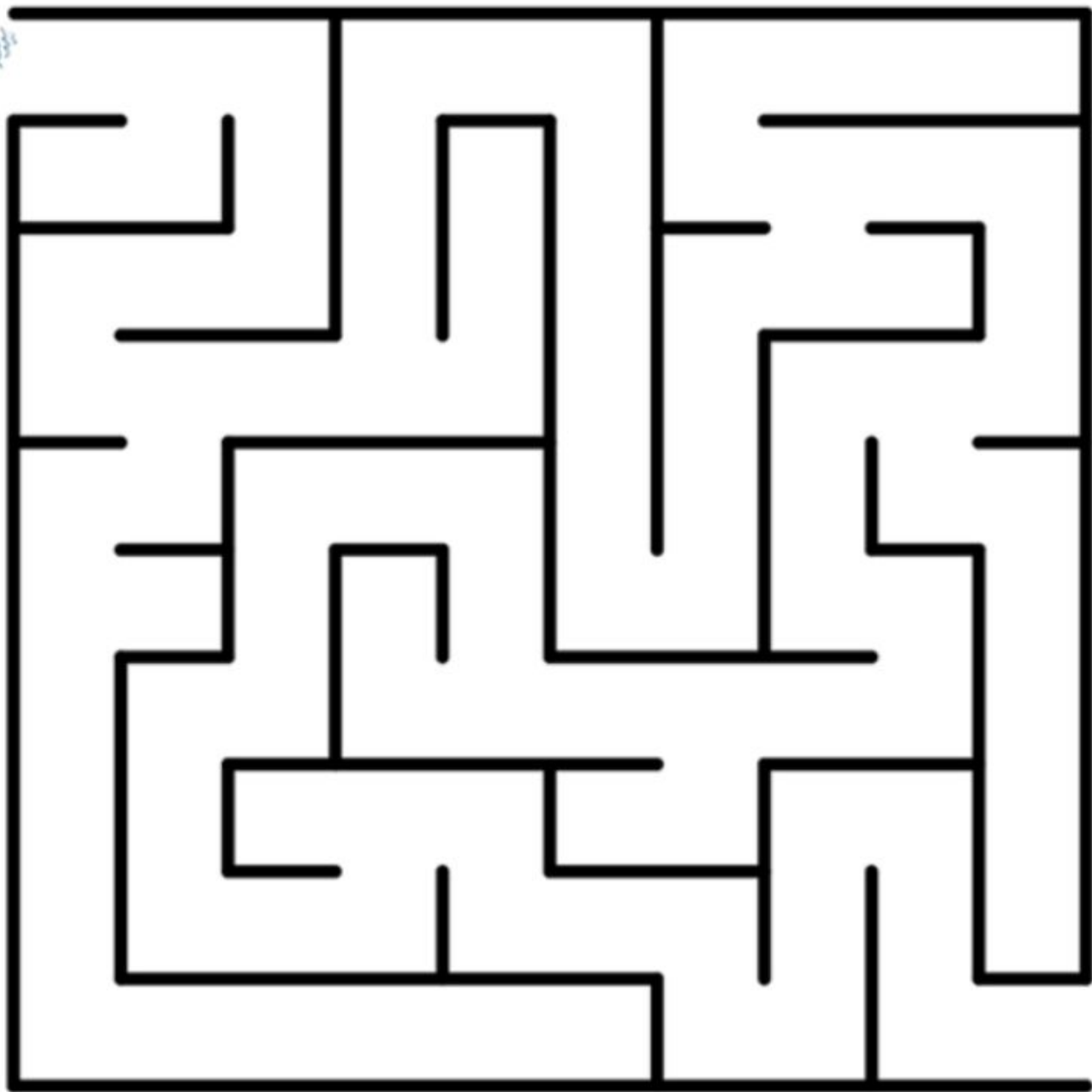
Yellow and black insect.



Green and brown insect.



3 Match and draw.



Letter Jj practice



1 Stick and circle.

Наклей и обведи. Подпиши



banana

egg

jam

honey

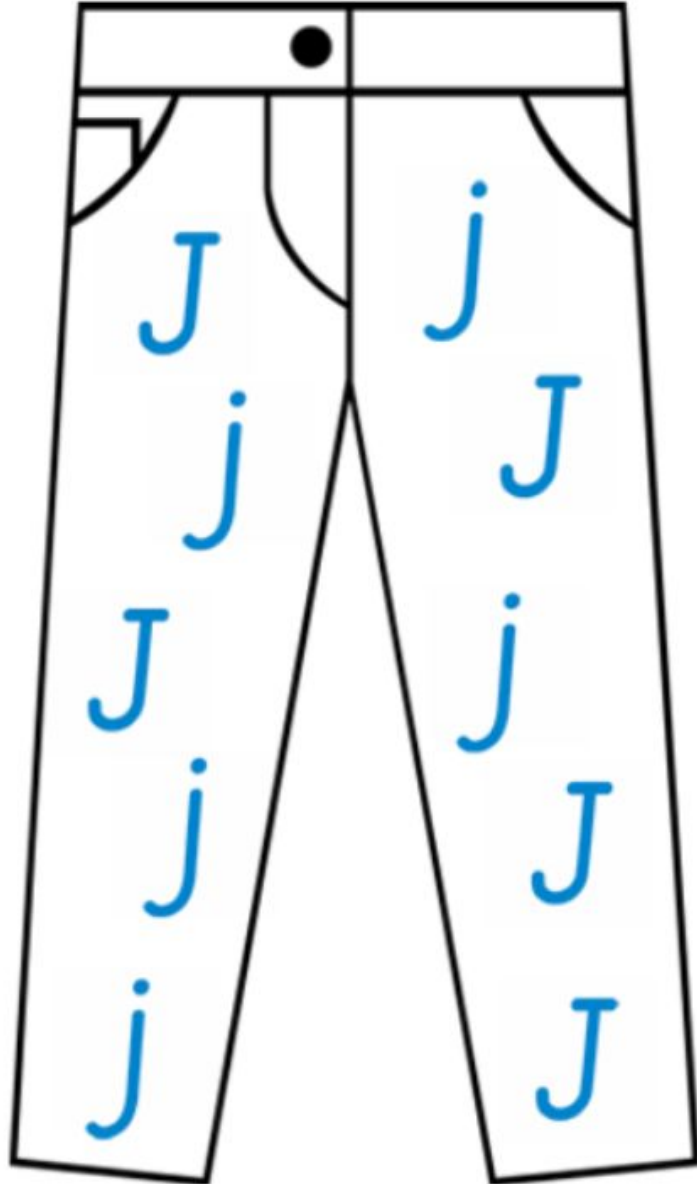
cake

apple




I like/I don't like

2 Find.



Напиши: What's the matter? – I'm cold.
Нарисуй куртку.



Ask and answer.



Where is the
crayon?



It is in the bag.

Where is the ruler?



It is in the bag.

Where is the pencil?



It is in the bag.

Where is the
rubber?




It is in the bag.

Where is the
desk?



It is in the
classroom.

Where is the
chair?



It is in the
classroom.



Study new words.

Castle

Living room

Kitchen


Bedroom

Bathroom

Stairs

Crown





Look. Listen.





















7 Where is King Tub?

2 Listen and read.

1 Listen and say.

	
castle	kitchen
	
living room	bedroom
	
bathroom	crown
	
table	stairs



-  Dad! Dad! Where are you?
-  Princess Bella! What's the matter?
-  King Tub isn't in the garden.
-  His crown is on the table.
-  Look! Under the big tree.
-  Where is he?
-  Is he in the castle?
-  No, he isn't.
-  Is he in the bedroom?
-  No, he isn't.
-  Is he in the kitchen?
-  Is he in the bathroom?
-  Is he in the living room?
-  No! No! No! He isn't in the castle.
-   Where is King Tub?

3 Listen and say.





Ask and answer.




Where is the
crown?



It is in the
living room.

Where is the
crown?



It is in the
garden.

Where is the
crown?



It is in the
bedroom.

Where is the crown?



It is in the kitchen.

Where is the crown?



It is in the bathroom.

Where is the
cat?



It is in the
bag.

Where is the
dog?

2



It is under the
table.

Where is the
crown?



It is on the
table.

Where is the
kitten?



It is on the
stairs.

Where is the mouse?

5




It is under the bag.

Where is the
frog?




It is in the
box.



2. Choose and complete.

2. Choose and complete.

- 1) The cat is in (in, on, under) the bag.
- 2) The dog is under (in, on, under) the table.
- 3) The crown is on (in, on, under) the table.
- 4) The kitten is on (in, on, under) the stairs.
- 5) The mouse is under (in, on, under) the bag.
- 6) The frog is in (in, on, under) the box.



Look. Listen.



2  Listen and say.

3 Now you!

4  Listen and point.



Mike, Mike, on a bike
Fred, Fred, in a bed
Mabel, Mabel, under a table
Paul, Paul, on a wall
Lee, Lee, in a tree
Ella, Ella, under an umbrella.



5  Listen and say.


Well done!





Remember!

Where is the **teddy**?
It is under the mat.
Where are **Joe and Fred**?
They are on the sofa.



1 Choose and write.

they he it she

1



Princess Bella

she

2



Lily and Mrs Goody

they

3



Grandma and Grandpa

they

4



a flower

it

5



sweets

they

6



Dan

he

7



a frog

it

Where is the mouse?

It is in the box. It is on the box. It is under the box.

They are in the hat.



2 Complete the conversations.

1

Where are the cakes?



Are they _____ on the table?

No. They are not on the table.




2

Where is my book?



Is it _____ on the desk?

No. It isn't.



3

Where are the sweets?



Are they _____ in the box?

No. No, they aren't



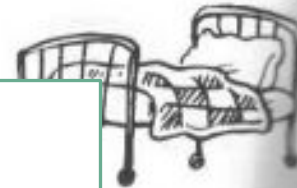
4

Where is the kitten?



Is it _____ under the bed?

No. No, it isn't





What is it?



It's a birthday party!




It's Anna's birthday party!



A game

It's Anna's birthday. She is seven.
Where are the children?
It is a game. It is fun.



sofa



chair



cushion



TV



children

S-O-F-A

C-H-A-I-R

C-U-S-H-I-O-N

T-V

C-H-I-L-D-R-E-N

Where is Anna?

She is under the table.

Where is Billy?

He is under the chair.

Where are Joe and Fred?

Look! They are on the sofa.

Yes, they are!

Look again! They are under the cushions.

Where is Jenny?

Is she under the TV? No, she is not.

Is she under the mat? No, she is not!

Where is she?

There she is! She is in the box.

1 Look again. Read and circle the word.

1 Anna is in under the table.

2 Billy is on under the chair.


3 Joe and Fred are in on the sofa.

4 Joe and Fred are on under the cushions.

5 Jenny is in on the box.

6 The teddy is under on the mat.

7 The doll is under on the TV.



Have a nice weekend!

