

9th Grade

Language Arts for High School:

Literature

Analysis

Here is where your presentation begins



Contents of this template

Here's what you'll find in this **Slidesgo** template:

1. A slide structure based on an education presentation, which you can easily adapt to your needs. For more info on how to edit the template, please visit **Slidesgo School** or read our **FAQs**.
2. To view this template in PowerPoint with the correct fonts, download and install on your computer the **fonts that we have used**. You can learn how to download and install fonts **here**.
3. An assortment of graphic resources that are suitable for use in the presentation can be found in the **alternative resources slide**.
4. A **thanks slide**, which you must keep so that proper credits for our design are given.
5. A **resources slide**, where you'll find links to all the elements used in the template.
6. **Instructions for use**.
7. Final slides with:
 - The **fonts and colors** used in the template.
 - A **selection of illustrations**. You can also customize and animate them as you wish with the online editor. Visit **Storyset** to find more.
 - More **infographic resources**, whose size and color can be edited.
 - Sets of **customizable icons** of the following themes: general, business, avatar, creative process, education, help & support, medical, nature, performing arts, SEO & marketing, and teamwork.

You can delete this slide when you're done editing the presentation.

Table of contents

01

The plot

You can describe the topic of the section here

02

The setting

You can describe the topic of the section here

03

The characters

You can describe the topic of the section here

04

The point of view

You can describe the topic of the section here

05

Figurative language

You can describe the topic of the section here

06

The style

You can describe the topic of the section here






Introduction

You can give a brief description of the topic you want to talk about here. For example, if you want to talk about Mercury, you can say that it's the smallest planet in the entire Solar System

*Mercury is the
closest planet
to the Sun*

Whoa!

This can be the part of the presentation where you
introduce yourself, write your email...



“This is a quote, words full of wisdom that someone important said and can make the reader **get inspired.**”

*Pluto is now
considered a
dwarf planet*

—Someone Famous



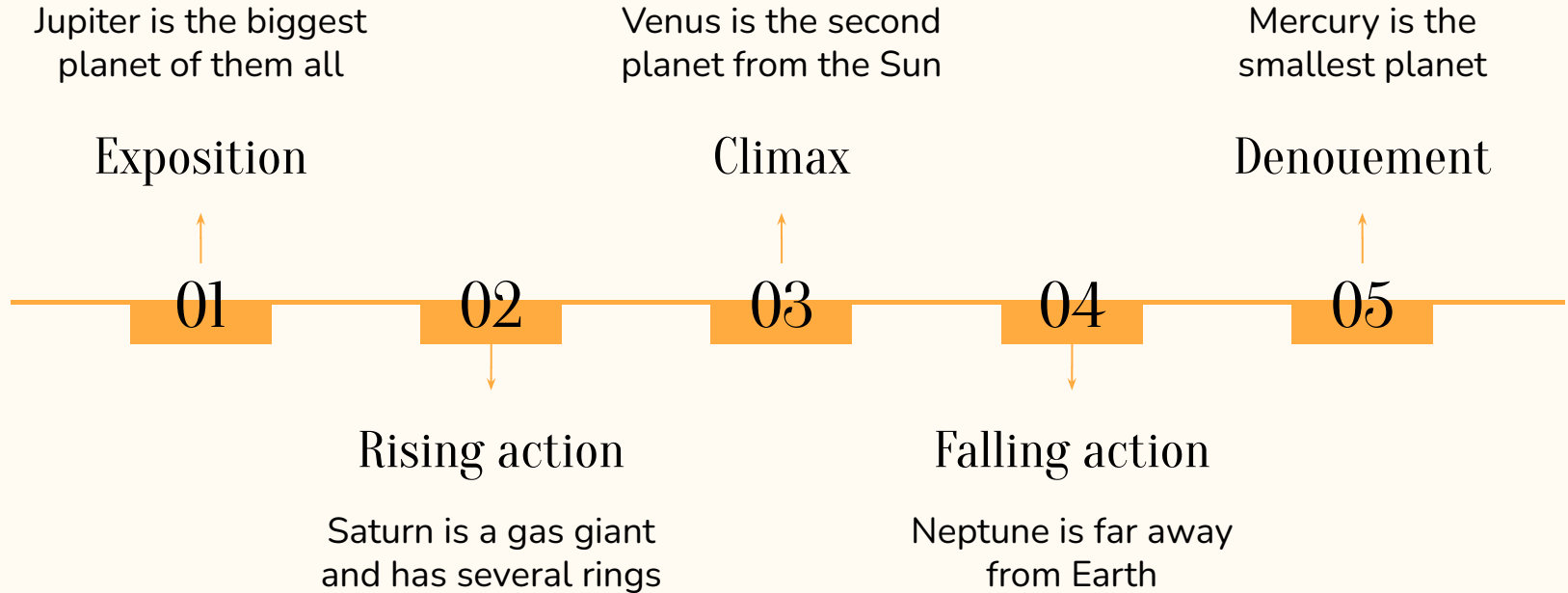
01

The plot

You can enter a subtitle
here if you need it

Plot structure

9th grade



Other elements of plot

The hero's journey

Mercury is the closest planet to the Sun

Catastrophe

Venus is the second planet from the Sun

Deus ex machina

Despite being red, Mars is actually a very cold place

Subplot

Jupiter is the biggest planet of them all

Plot holes

Saturn is composed of hydrogen and helium

Plot twists

Neptune is the farthest planet from the Sun




The function of plot

Do you know what helps you make your point clear?
Lists like this one:

- They're simple
- You can organize your ideas clearly
- You'll never forget to buy milk!

And the most important thing: the audience won't miss the point of your presentation



Common plot structure by genre



A picture always reinforces the concept

Images reveal large amounts of data, so remember: use an image instead of a long text. Your audience **will appreciate it**



02

The setting

You can enter a subtitle here
if you need it



Setting

*Venus is the
second planet
from the Sun*



Place

Mercury is the closest planet to the Sun



Time


Venus is the second planet from the Sun



Social context

Despite being red, Mars is a very cold place





A picture is worth
a thousand words





03

The characters

You can enter a subtitle here if you need it

*Despite being
red, Mars is a
very cold place*

Characterization

9th grade



✦ Protagonist/antagonist

Mercury is the closest planet to the Sun

✦ Round/complex character

Venus is the second planet from the Sun

✦ Flat/simple character

Despite being red, Mars is a very cold place

✦ Dynamic character

Jupiter is the biggest planet of them all

✦ Static character

Saturn is a gas giant with several rings

✦ Stock character

Neptune is far away from Earth

Main characters

*Ceres is located in the
main asteroid belt*

Protagonist

Mercury is the **closest** planet to the Sun and the smallest one in the Solar System—it's a bit larger than the Moon

*Mercury is the
smallest planet of
them all*

Antagonist

Venus has a beautiful name and is the **second** planet from the Sun. It's hot and has a poisonous atmosphere





*The Sun is the star
at the center of the
Solar System*

Awesome words

*The Moon is Earth's only
natural satellite*



04

Point of view

You can enter a subtitle here if you need it



Point of view

9th grade



3rd-p. omniscient

Jupiter is the biggest planet in the Solar System

3rd-p. limited

Venus is the second planet from the Sun



Objective

Despite being red, Mars is a cold place

First-person

Saturn is a gas giant and has several rings



304,912

New publications and reissues per year



1.44 billion

(\$) book sales with romantic and erotic genre

728.2 million

(\$) book sales with crime and mystery genre

720 million

(\$) book sales with personal motivation genre



05

Figurative languages

You can enter a subtitle
here if you need it



Make note of the expressive languages



Simile

Definition

Mercury is the closest planet to the Sun

Example

“Jupiter is the biggest planet of them all”

Book

XXX, Author: XX

Metaphor

Venus is the second planet from the Sun

“Saturn is a gas giant with several rings”

XXX, Author:XX

Personification

Mars is actually a very cold place

“Neptune is far away from Earth”

XXX , Author:XX



06

The style

You can enter a subtitle
here if you need it

Style types according to the language used



Formal

Mercury is the closest planet to the Sun



Poetic

Venus is the second planet from the Sun



Colloquial

Despite being red, Mars is actually a very cold place



Vernacular

Jupiter is the biggest planet of them all



Descriptive

Saturn is composed of hydrogen and helium


*Earth is where we
all live together*





Analysis of literary texts

Venus has a beautiful name and is the
second planet from the Sun



Readers around the world

9th grade



Jupiter

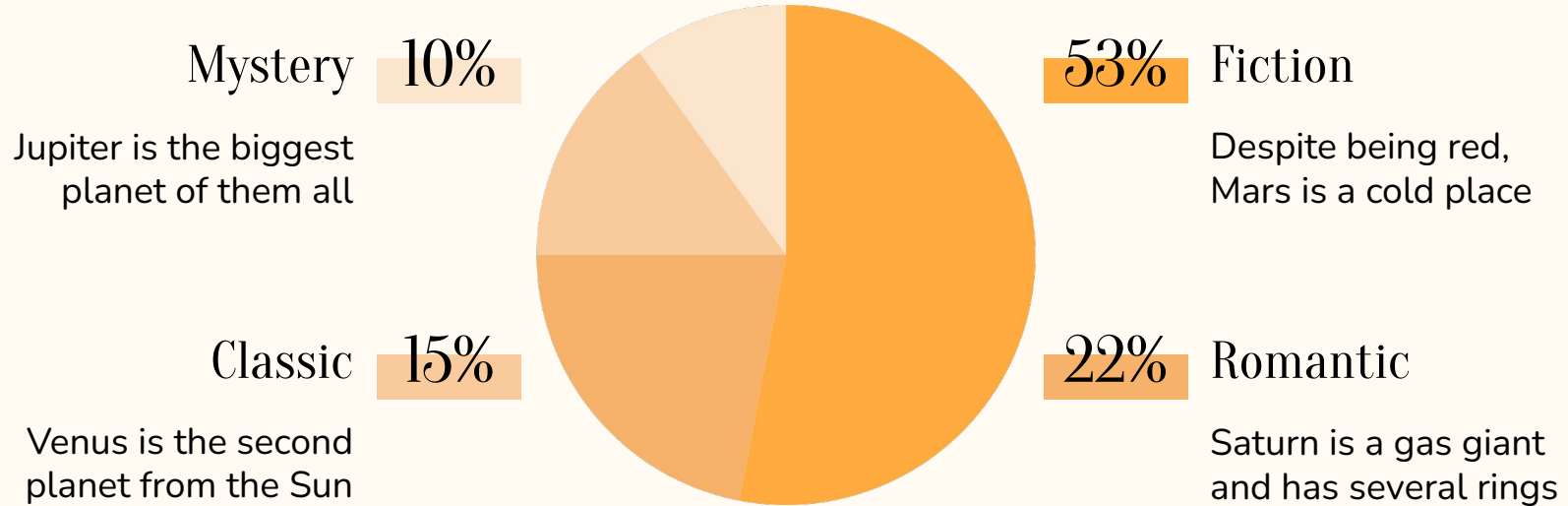
It's the biggest planet
in the Solar System

Venus

Venus is the second
planet from the Sun



Most popular book genres



Follow the link in the graph to modify its data and then paste the new one here. **For more info, click here**



Exercise 1

- A. Underline in a different color what each character does or says

*The Moon is Earth's only
natural satellite*

—Venus has a beautiful name and is the second planet from the Sun. It's terribly hot, even hotter than Mercury, and its atmosphere is extremely poisonous. It's the second-brightest natural object in the night sky after the Moon

—Mercury is the closest planet to the Sun and the smallest one in the Solar System. This planet's name has nothing to do with the liquid metal, since Mercury was named after the Roman messenger god



Exercise 2

- A. Identify which forces and ideals in the history are represented by the hero and which by the anti-hero
- A. Extract from the text examples that show these concepts

Hero



- Write the main concept here
- Write the main concept here
- Write the main concept here
- Write the main concept here

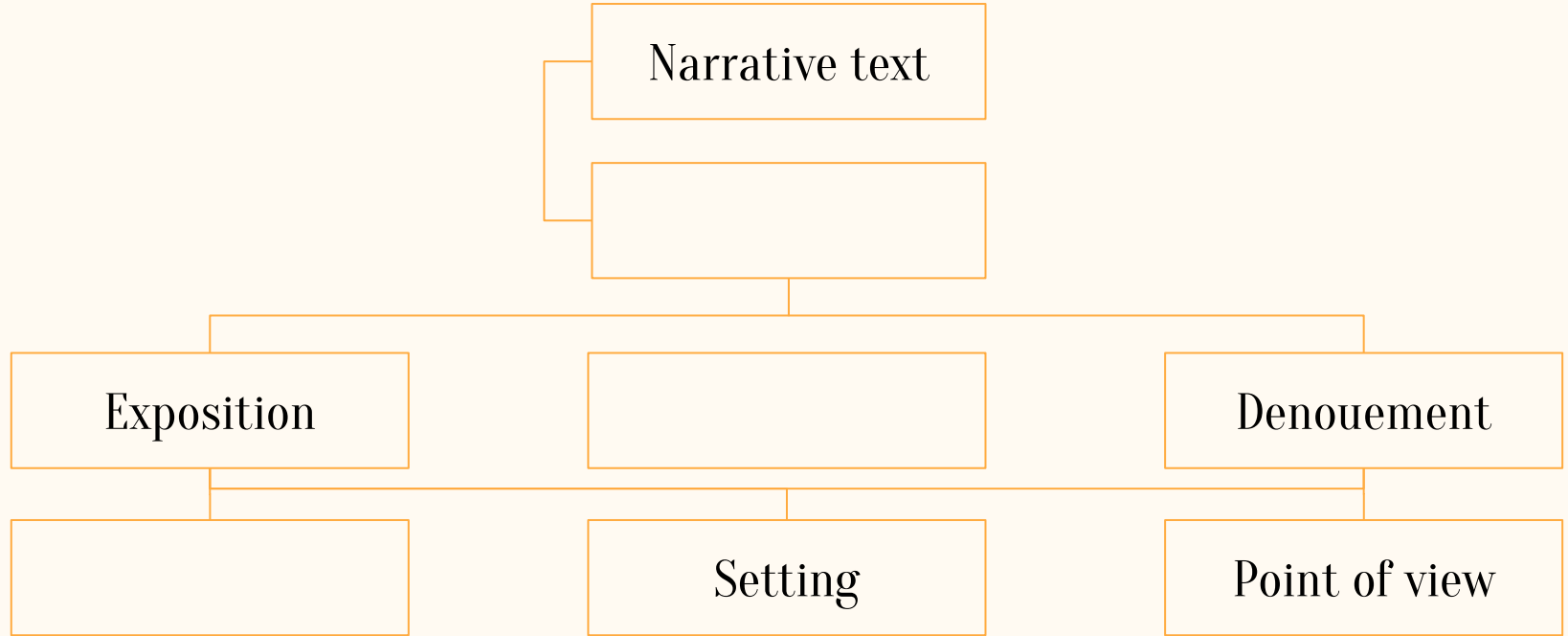
Anti-hero




- Write the main concept here
- Write the main concept here
- Write the main concept here
- Write the main concept here

Exercise 3: Complete the diagram

Character, plot, climax





Multimedia

You can replace the image on the screen with your own work. Just right-click on it and select **“Replace image”**

*The Earth is where we
all live on*

Our team

★ 9th grade



Laura Smith

You can speak a bit about
this person here



Diana Roberts

You can speak a bit about
this person here

Thanks!


Do you have any questions?

youremail@freepik.com
+91 620 421 88
yourcompany.com



CREDITS: This presentation template was created by
Slidesgo, including icons by **Flaticon**, infographics &
images by **Freepik**

Please keep this slide for attribution



Alternative resources

Here's an assortment of alternative resources whose style fits the one of this template:

PHOTOS:

- Smiling teenager leaning on bookcase and reading
- Teen girl showing book to boyfriend
- Teen girl with opened book looking at camera
- Teen girl covering face with book in library
- Teen girl with book looking at camera between bookshelves

*Venus is the
second-brightest
natural object in
the night sky after
the Moon*

Resources

Did you like the resources on this template? Get them for free at our other websites:

PHOTOS:

- Teen school girl hiding face behind book
- Teen schoolgirl sitting with book on bench
- Smiling teen schoolgirl with books on head
- Smiling teen girl enjoying reading on floor
- Medium shot woman reading
- Copy-space woman reading book
- Medium shot woman with books
- Young woman reading from a book at home
- Joyful teenagers reading book in library
- Teacher showing ok sign
- Happy teacher sitting at her desk
- Front view of stack of books with vase and flowers
- Joyful teenagers reading book in library
- Teen girl hiding face behind book
- Teenager reading book with shocked girlfriend
- Smiling teen girl enjoying reading on floor
- From above opened books
- Front view of stacked books and ladders for education day
- Close up portrait of highschool girl resting head on books
- Teenage student smiling with book on head

Instructions for use

In order to use this template, you must credit [Slidesgo](#) by keeping the [Thanks](#) slide.

You are allowed to:

- Modify this template.
- Use it for both personal and commercial projects.

You are not allowed to:

- Sublicense, sell or rent any of Slidesgo Content (or a modified version of Slidesgo Content).
- Distribute Slidesgo Content unless it has been expressly authorized by Slidesgo.
- Include Slidesgo Content in an online or offline database or file.
- Offer Slidesgo templates (or modified versions of Slidesgo templates) for download.
- Acquire the copyright of Slidesgo Content.

For more information about editing slides, please read our FAQs or visit Slidesgo School:

<https://slidesgo.com/faqs> and <https://slidesgo.com/slidesgo-school>

Instructions for use (premium users)

As a Premium user, you can use this template without attributing [Slidesgo](#) or keeping the "[Thanks](#)" slide.

You are allowed to:

- Modify this template.
- Use it for both personal and commercial purposes.
- Hide or delete the "Thanks" slide and the mention to Slidesgo in the credits.
- Share this template in an editable format with people who are not part of your team.

You are not allowed to:

- Sublicense, sell or rent this Slidesgo Template (or a modified version of this Slidesgo Template).
- Distribute this Slidesgo Template (or a modified version of this Slidesgo Template) or include it in a database or in any other product or service that offers downloadable images, icons or presentations that may be subject to distribution or resale.
- Use any of the elements that are part of this Slidesgo Template in an isolated and separated way from this Template.
- Register any of the elements that are part of this template as a trademark or logo, or register it as a work in an intellectual property registry or similar.

For more information about editing slides, please read our FAQs or visit Slidesgo School:

<https://slidesgo.com/faqs> and <https://slidesgo.com/slidesgo-school>

Fonts & colors used

This presentation has been made using the following fonts:

Oranienbaum

(<https://fonts.google.com/specimen/Oranienbaum?query=Oranienbaum>)

Nunito

(<https://fonts.google.com/specimen/Nunito?query=nunito>)

#000000

#47c0c0

#ffab40

#efbf60

#f6b26b

#fce5cd

#fffaf2

#ffffff

Storyset

Create your Story with our illustrated concepts. Choose the style you like the most, edit its colors, pick the background and layers you want to show and bring them to life with the animator panel! It will boost your presentation. Check out [how it works](#).




Pana



Amico



Bro



Rafiki



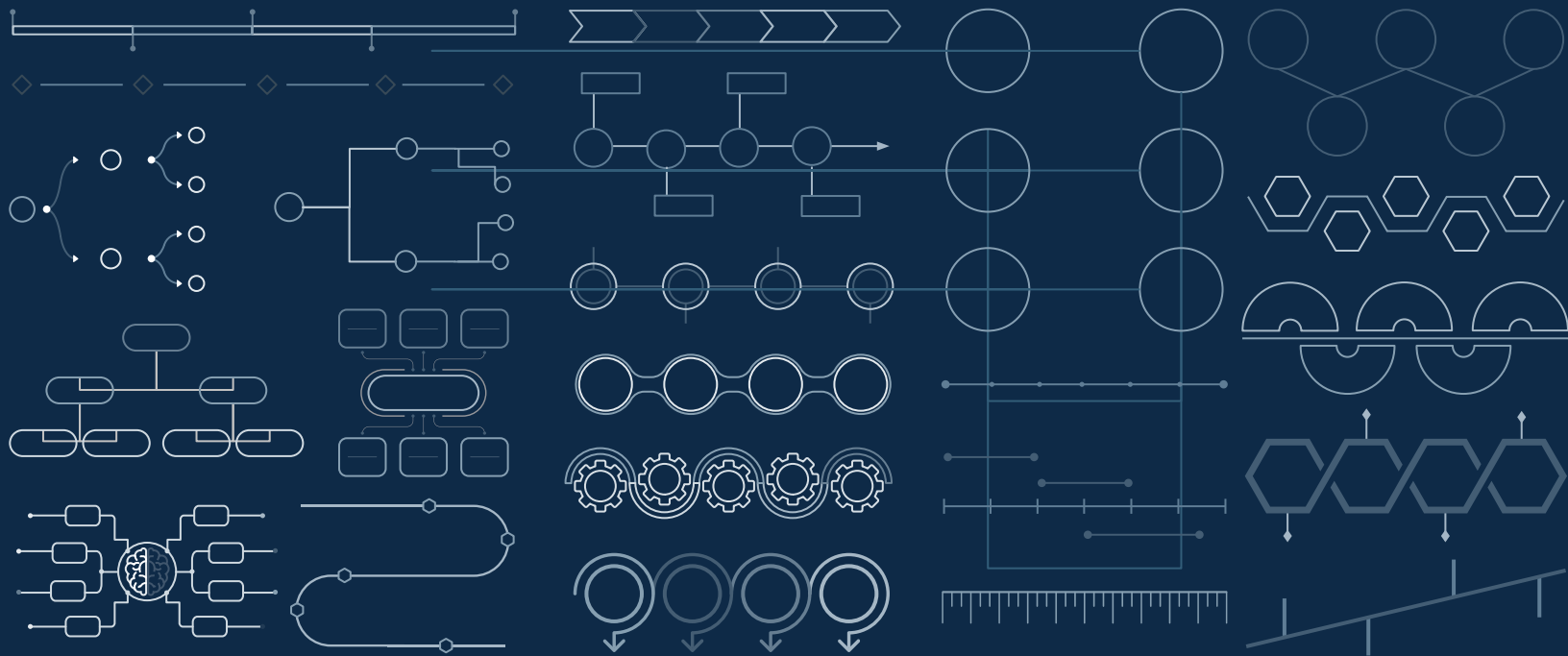
Cuate

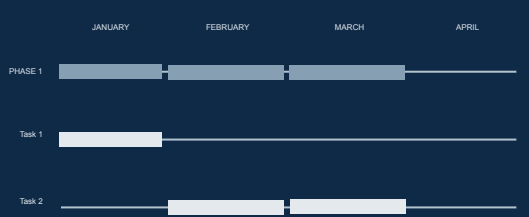
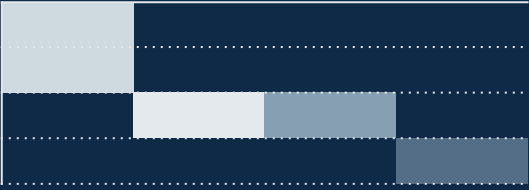


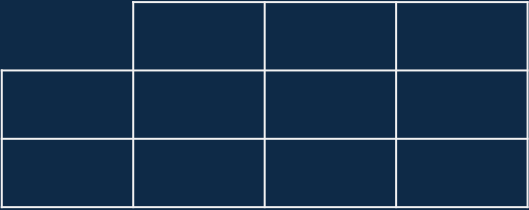
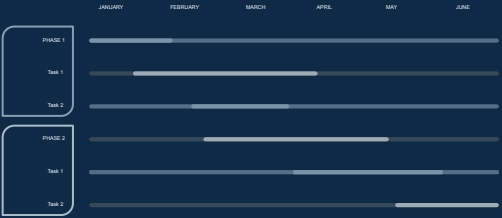
Use our editable graphic resources...

You can easily [resize](#) these resources without losing quality. To [change the color](#), just ungroup the resource and click on the object you want to change. Then, click on the paint bucket and select the color you want. Group the resource again when you're done. You can also look for more [infographics](#) on Slidesgo.

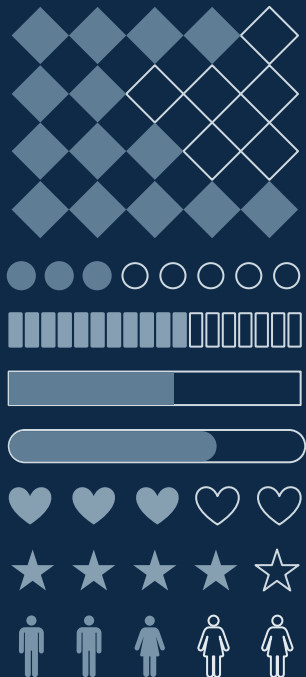













...and our sets of editable icons

You can **resize** these icons without losing quality.

You can **change the stroke and fill color**; just select the icon and click on the **paint bucket/pen**.

In Google Slides, you can also use **Flaticon's extension**, allowing you to customize and add even more icons.



Educational Icons



Medical Icons



Business Icons



Teamwork Icons



Help & Support Icons



Avatar Icons



Creative Process Icons



Performing Arts Icons



Nature Icons



SEO & Marketing Icons



