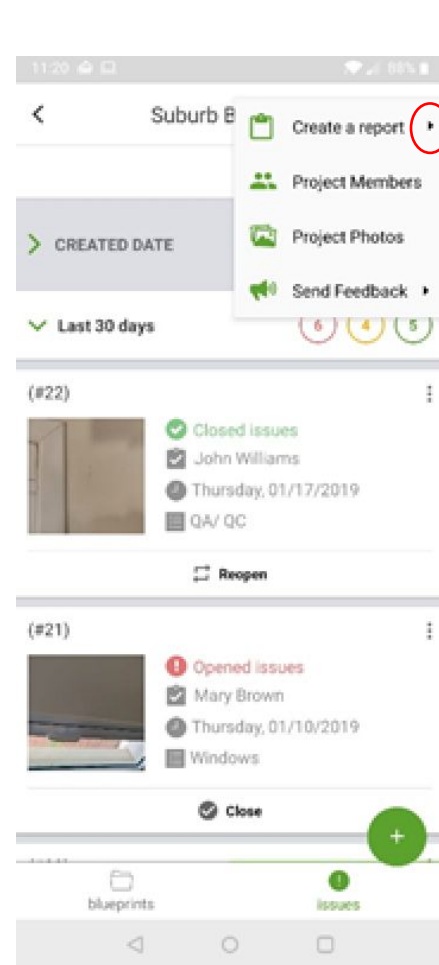
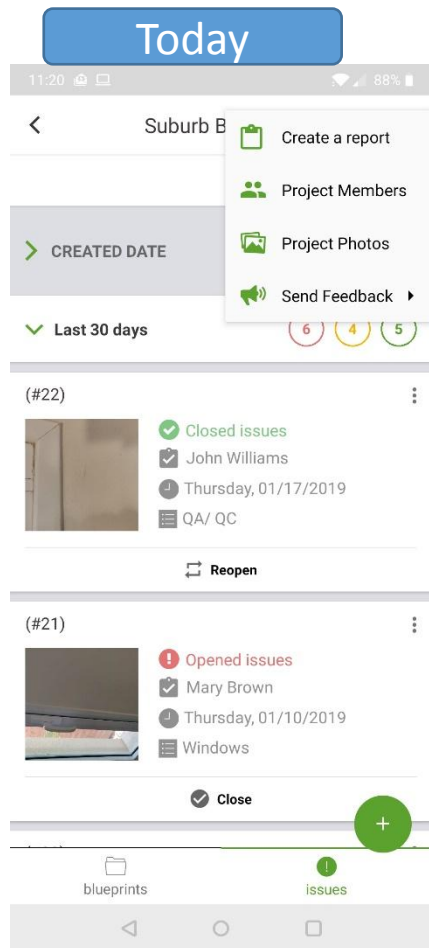


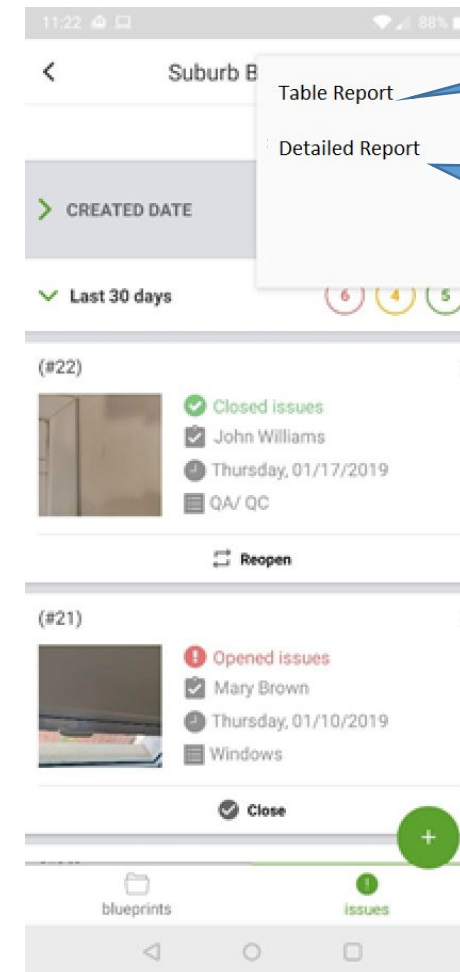
# SOW 17 29\_1\_2019

- Table format report
- Small UI

# Add an option to Create a report in table format – relevant only for multi issues reports (single issue report - no change)



Add New  
“arrow”  
– like in  
feedback



“Table” report  
– next slide

Same  
report as  
today

# Table Report from app

Subject: Suburb B Project report










Report creator: Sam GC ,Pulser Construction Ff

Date: 07/01/2019 at 9:08 AM

Heading like today (no change) but on same page

#	Description (most place of table for this column)	Assigned to	Due date	Images
	<b>[Category name]</b> – text.... if no description then put only category (we always have a category)	If no one then leave empty	If no one then leave empty	Here you put a list of <u>links</u> – not the images (same high resolution links that we use today) – each link in line. If no images then leave empty
	<b>Windows</b> – Please fix the right corner			
	<b>Doors</b> – not reaching floor			

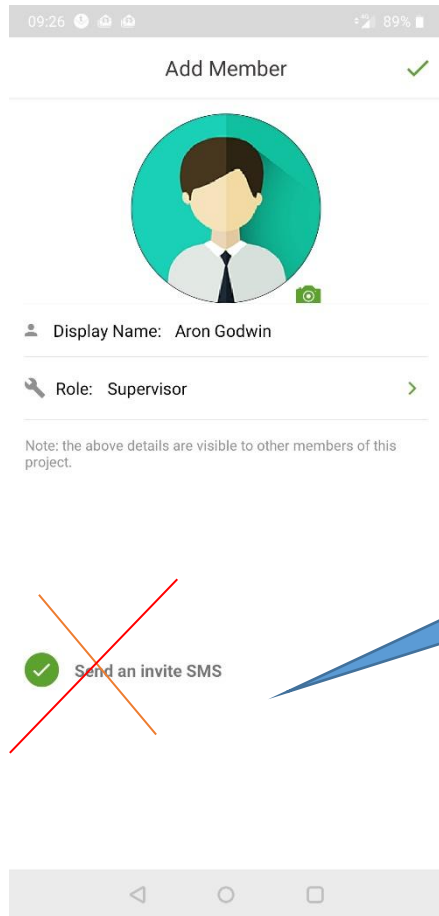
# Images should come in a separate page at the bottom of the table report

<p>Date and hour of photo</p>	<p>#3 יונב מיקי 26.07.16 9:03</p> 	<p>#2 יונב מיקי 26.07.16 9:03</p> 	<p>#1 יונב מיקי 26.07.16 9:03</p> 
	<p>חדר שרות</p>		<p>מטבח</p>
	<p>#6 יונב מיקי 26.07.16 9:04</p> 	<p>#5 יונב מיקי 26.07.16 9:04</p> 	<p>#4 יונב מיקי 26.07.16 9:04</p> 
	<p>הזנת מים ראשי לדוד</p>		
	<p>#9 יונב מיקי 26.07.16 9:04</p> 	<p>#8 יונב מיקי 26.07.16 9:04</p> 	<p>#7 יונב מיקי 26.07.16 9:04</p> 
			<p>Not needed for now</p>

# Add Mixpanel event

- Table format – TableReport
- Previous format - DetailReport

1) Omit SMS permission (Android and iOS) and 2) make the below change in the place we use it



Delete this option.

Next screen and all the rest with no difference

# השפעה בשח על תקציב Cost Amount

# השפעה בימים על זמנים Schedule Impact

pulser-report-2019-01-08T14\_46\_25+02\_00 (002).pdf - Adobe Acrobat Reader DC


File Edit View Window Help

Home Tools pulser-report-2019... x

100%

3 / 4

Share

ליקויים	קטגוריות
<a href="#">kitchen-design.pdf</a>	Pinned To
יש לתקן חיבור	תיאור המשימה
מרפסת	מיקום
1500	(\$ ) Cost Amount
2	Schedule impact ((days
	תמונה 1

Export PDF

Adobe Export PDF

Convert PDF Files to Word or Excel Online

Select PDF File

pulser-repo...0 (002).pdf

Convert to

Microsoft Word (\*.docx)

Document Language: English (U.S.) Change

Convert

Convert and edit PDFs with Acrobat Pro DC

Start Free Trial

97%

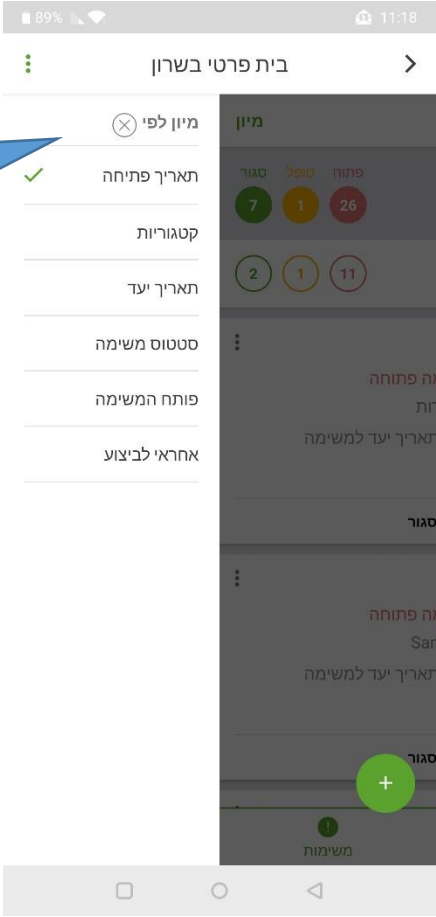
9:51 AM 13-Jan-19

- Select blueprint from issue creation (Android) – you select a file and then it opens – please make the more simple solution:
- 1) disable selection or
- 2) stop the selection process when a file is selected and change the blueprint name (currently it opens the file for annotations and when you finish operation nothing happens)

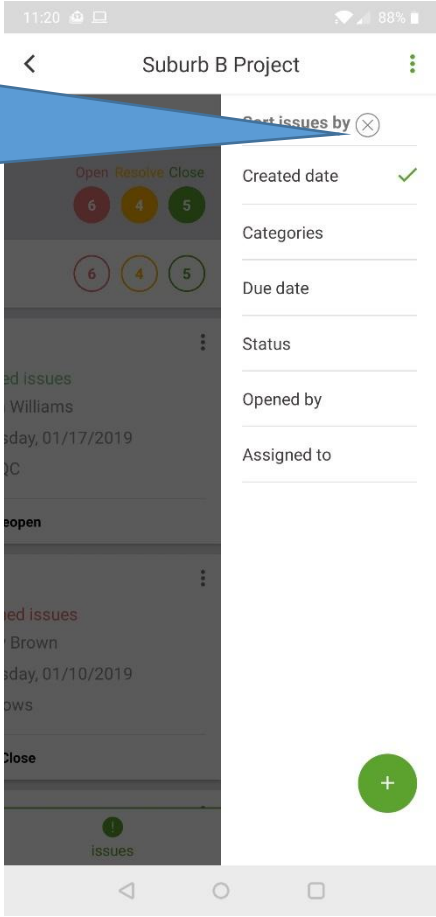


# Small UI

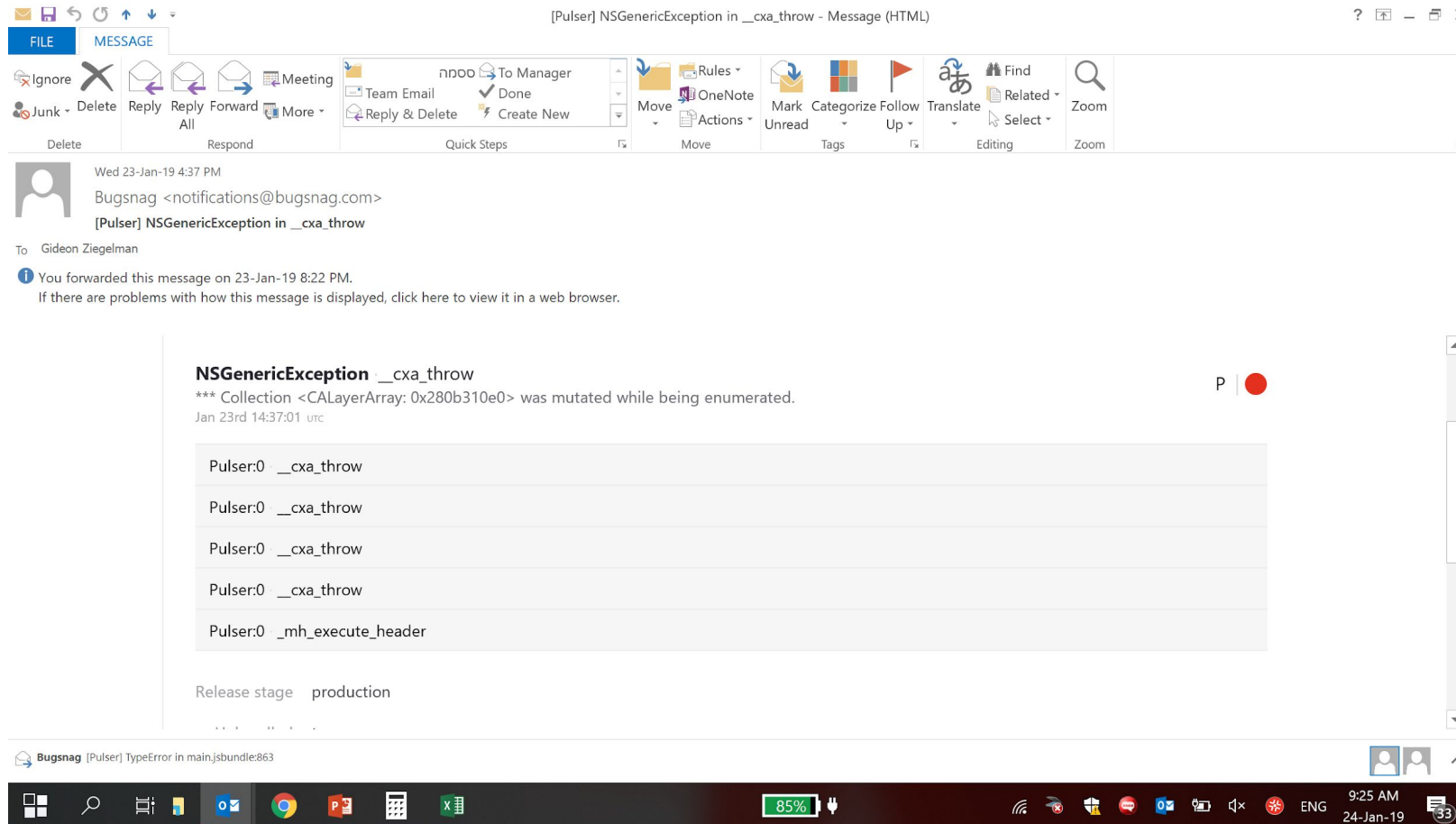
X too close to text and hard to press



X too close to text and hard to press



ios crash – I installed app on iphone 5, created first project, took project photo and then app crashed. (then I opened app again and created project and no problem)



Look into PDF we could not open (sent to Timur)