



erasmus.karabuk.edu.tr



Uygulamalar

erasmus.karabuk.edu.tr - erasmus.karabuk.edu.tr

erasmus.karabuk.edu.tr/Account/Login.aspx?pld=2035&ReturnUrl=%2F - erasmus.karabuk.edu.tr/Account/Login.aspx?pld=2035&ReturnUrl=%2F

erasmus.karabuk.edu.tr/Account/Login.aspx?pld=2035

erasmus.karabuk.edu.tr/Account/Login.aspx?pld=2035&return\_url=/ - erasmus.karabuk.edu.tr/Account/Login.aspx?pld=2035&return\_url=/

ERASMUS+ DEĞİŞİM PROGRAMI - uluslararası.karabuk.edu.tr/icerikGoster.aspx?K=S&id=91&BA=hayatboyu

erasmus.karabuk.edu.tr - Google Arama

Go to website: [erasmus.karabuk.edu.tr](https://erasmus.karabuk.edu.tr)



Google'da arayın veya URL yazın





Language English



### User Input



Kullanıcı adı gereklidir

Şifre gereklidir

Remember me

Login

[Forgot My Password](#) ?

[Agreement List](#)

[Register & Apply](#)



### Announcements

**The students who will enter the system for the first time are required to register to the system first by clicking “Register&Apply” and then will complete their applications by logging into the system.**



**If you already have a username and password, please go to 8th slide.**

Exchange Programs Pre-Application Form

Cancel 

Erasmus+

Mevlana


**Click Mevlana**



Exchange Programs Pre-Application Form

Cancel 

 Staff

 Student

**Click Student**



Exchange Programs Pre-Application Form

Cancel 

Click "Incoming Student"



Incoming Student



Outgoing Student

### Exchange Programs Pre-Application Form > Incoming Student

E-mail:\*

Your email address will be your user name.

Password:\*

Repeat Password:\*

Pasaport No/ID Number:\*

First Name:\*

Last Name:\*

Nationality:\*

Registration Type:\*

The Application Period:\*

Specify the period you want to participate in mobility

University:\*

Please indicate which University, you have participated in the Exchange Program

 Cancel

 Save

**Fill out the form.**

After completing the pre-application form, please log-in to the system with your username and password.

Language English



### User Input



User Name

Kullanıcı adı gereklidir

Password

Şifre gereklidir

Remember me

Login

Write your  
username and  
password and then  
click "login".

Forgot My Password

Agreement List

Register & Apply







Application / List

My applications

[Make A New Application](#)

**My applications**

| Başvuru Formu                            | Application Date  | Academic Year | Academic Term | Exchange Program |
|--|-------------------|---------------|---------------|------------------|
| <a href="#">Complete The Application</a> | 5.2.2019 11:06:21 | 2019-2020     | Spring        | Mevlana          |



Click "Complete the Application".

### Application Form

- Personal Information
- Health Information
- Passport Information
- Student Information
- Application Information
- Documents Required
- Complete Application

Allergies:

If you have allergies please indicate any substance or

Chronic Disease:

If you have any chronic disease please specify

Medications You Use:

Please specify if you are using the medication you have always

The Tetanus Shot Do You Have?:\*

Yes

Tetanus Vaccination Date:

Choose

Latest Health Centre/Hospital Visit Date:

For some reason the most recent health centre or a hospital visit-enter your dates

Spent On Operations:

No


Do you receive professional psychological support?:

Choose

Which Do You Prefer To Use Your Hands:\*

Right

I consent to receive first aid if necessary:



**Save and proceed to next step**

Please fill out the form on each page completely and click "Save and proceed to next step"

**Application Form**

- Personal Information
- Health Information
- Passport Information
- Student Information
- Application Information
- Documents Required
- Complete Application

| Upload Your Documents  |  |                                     |        |
|--|--|-------------------------------------|--------|
| Approval Status  | Document Name  | Required                            |        |
| Upload Waiting   | Certificate Candidate Student                                    | <input checked="" type="checkbox"/> | Upload |
| Upload Waiting   | Transcript <b>Your transcript of records must be in English.</b> | <input checked="" type="checkbox"/> | Upload |
| <div style="background-color: #ccc; padding: 2px; display: inline-block;">0%</div> |  |                                     |        |

**Save and proceed to next step** 
Please upload the required documents as PDF.



Main Page



My account



Language



Report A Bug



Exit

Search



Exchange Programs



Application / List

## Application Form

### Application Form

Personal Information

Health Information



Student Information

Application Information

Documents Required

Complete Application

Approval Status

Document Name

Certificate Candidate Student

Upload Waiting

Transcript


Save and proceed to next step



You can find this certificate on "Application/List" screen.

## My applications

| Academic Term | Exchange Program | Mobility Type    | Başvuru Tipi | Application Status |
|---------------|------------------|------------------|--------------|--------------------|
| Spring        | Mevlana          | Incoming Student | Education    | Online Registered  |

 Student Application Form The Candidate Maulana



Certificate of Candidate Student

Click and then print it out.

After completing the signatures, please upload it to the system as PDF.

### IMPORTANT:

This document must be signed by the applicant and the head of International Relations Office or his/her counterpart. Also, it must be sealed by the related department.

Application Form

- Personal Information
- Health Information
- Passport Information
- Student Information
- Application Information
- Documents Required
- Complete Application

**I acknowledge and undertake that I will confirm the accuracy of the information I have filled in at the time of application, that I will not be able to make a precise registration if I have given uncorrect information.**



**Complete The Application Process** ✓



Please put "✓" into the box and click "Complete The Application Process."