


Анимированный плакат

Письменные буквы русского алфавита



Аа Аа	Бб Бб	Вв Вв	Гг Гг	Дд Дд
Ее Ее	Ёё Ёё	Жж Жж	Зз Зз	Ии Ии
Й Й	Кк Кк	Лл Лл	Мм Мм	Нн Нн
Оо Оо	Пп Пп	Рр Рр	Сс Сс	Тт Тт
Уу Уу	Фф Фф	Хх Хх	Цц Цц	Чч Чч
Шш Шш	Щщ Щщ	Ъ Ъ	Ы Ы	Ь Ь
Ээ Ээ	Юю Юю	Яя Яя		


A a

A a



a






Б б

Б

б





Handwritten cursive letter 'B' on a four-line grid. The letter is thick and black. Small starburst marks indicate the starting points for the strokes: the top horizontal bar, the middle loop, and the bottom loop.



B B

B b b



o



6



B





T t



2



F



Дд




Dd



g



2



E e

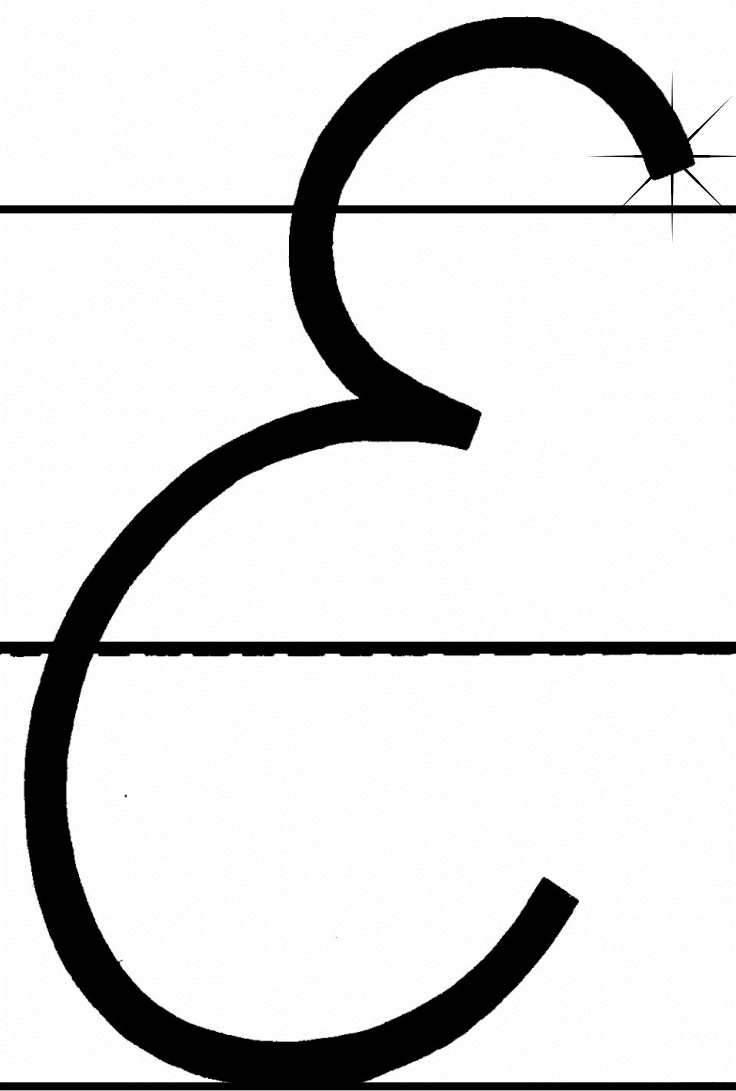
E

e



e





E e


Ë

ë



e





Ж ж

Ж

ж

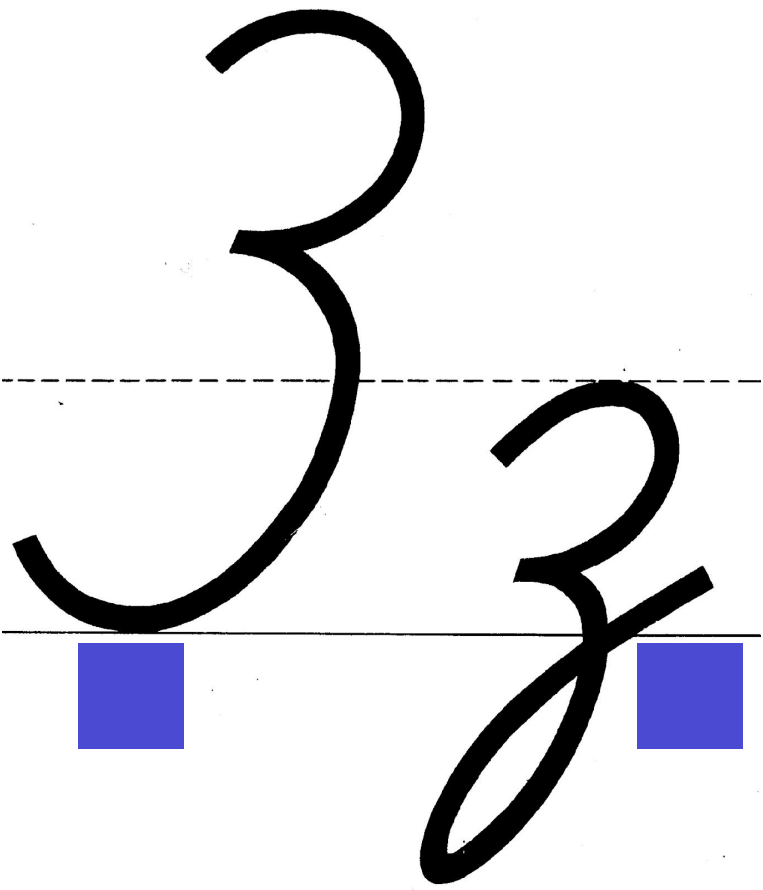


2K



Handwritten cursive letters 'M' and 'C' on a four-line grid. The letter 'M' is on the left, and the letter 'C' is on the right. A small starburst graphic is located at the top of the 'M'. A blue pen is positioned to the right of the letters.

3 3



3



3



И И

И И

и и



u



Handwritten cursive letter 'R' on a four-line grid. A starburst symbol is at the top of the letter's stem.



Й

й



u



Kk

Kk



Handwritten cursive letter 'k' on a white background with a dotted grid, positioned between the second and third horizontal lines of a four-line handwriting guide.



Handwritten cursive letter 'K' on a four-line grid. The letter is thick and black. Small starburst marks are placed at the top and middle junctions of the letter to indicate stroke direction or entry points.



Л л

Л



л



Handwritten cursive letter 'k' on a four-line grid. The letter starts with a starburst at the bottom left, indicating the starting point of the stroke. The letter is written in a thick, black, cursive style, with a loop at the bottom and a tail that curves to the right.



Handwritten cursive letter 'A' on a four-line grid. The letter starts with a starburst at the bottom left, curves up and right, then loops back down and left, and finally curves up and right to the top right.



M M

M M m m



π



Handwritten cursive letters 'M' and 'H' on a four-line grid. The 'M' starts with a starburst at the bottom left. The 'H' is positioned to the right of the 'M'. Both letters are drawn with thick black strokes.



Н Н

Н

Н



Handwritten letter 'H' on a four-line grid. The letter is thick and black, with a starburst effect at the top intersection of the vertical and horizontal strokes. The letter is positioned between the second and third lines from the top.



Handwritten cursive letter 'H' on a four-line grid. A starburst graphic is positioned at the top left of the letter's upper loop.





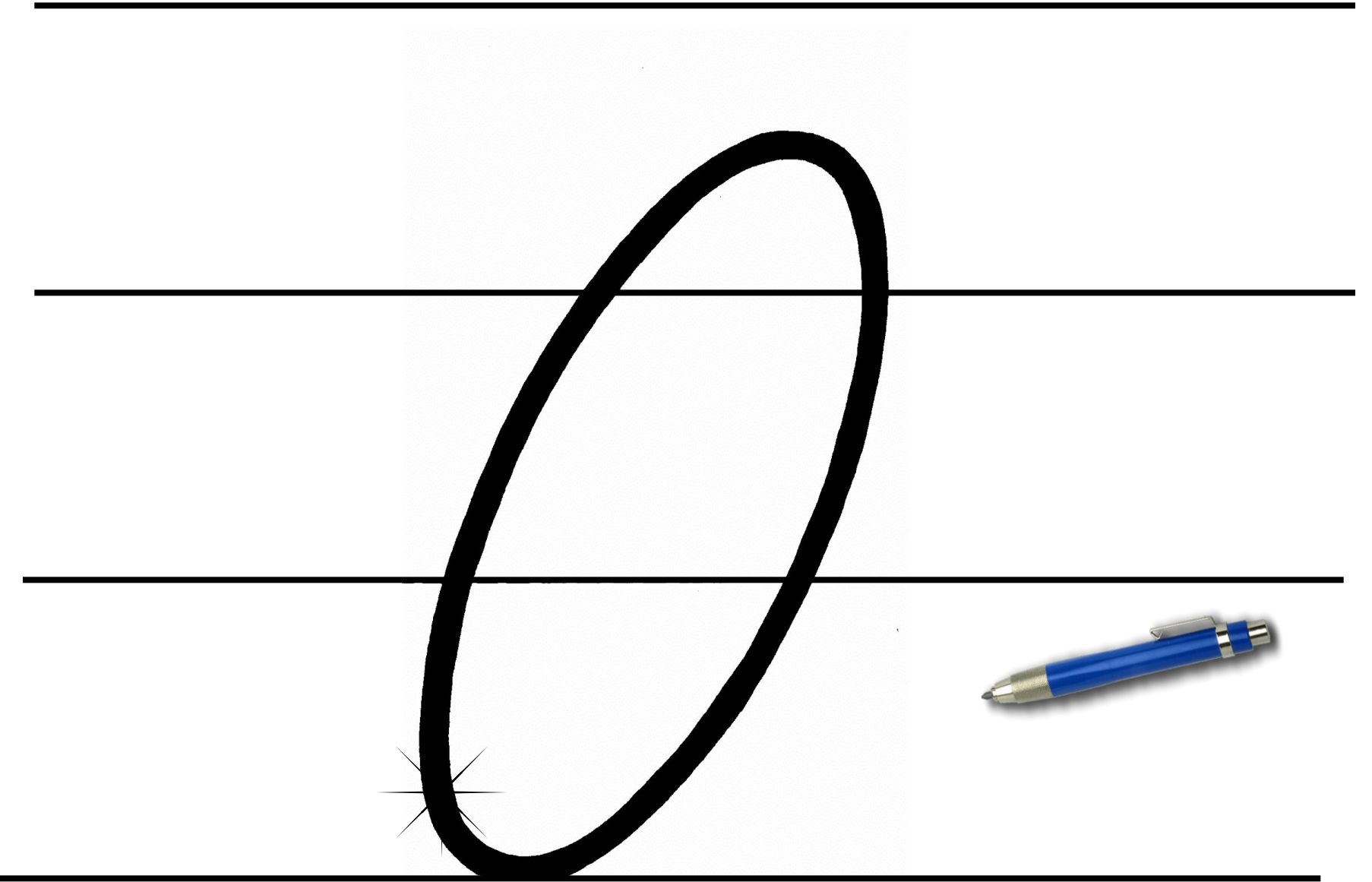
o

o



o o







H h



12



Handwritten cursive letter 'P' on a four-line grid. The letter is thick and black. The top bar is horizontal and spans from the second line to the top line. The stem is a diagonal line from the top line to the bottom line. The bottom curve starts from the stem and loops back to the left, touching the bottom line. Small starburst marks are placed at the top-left and top-right corners of the top bar, and at the top of the stem, indicating stroke direction or sharp angles.



Pp

Pp



Handwritten cursive letter 'r' on a four-line grid. The letter starts at the bottom line, goes diagonally up to the top line, loops back down to the middle line, and then curves back up to the top line. There are small starburst marks at the top of the letter.



Handwritten cursive letter 'P' on a four-line grid. The letter starts with a starburst at the top right, loops to the left, then descends vertically, crossing the middle line, and ending with a large loop at the bottom left. A blue pen is positioned to the right of the letter.



Cc

Cc



C



É



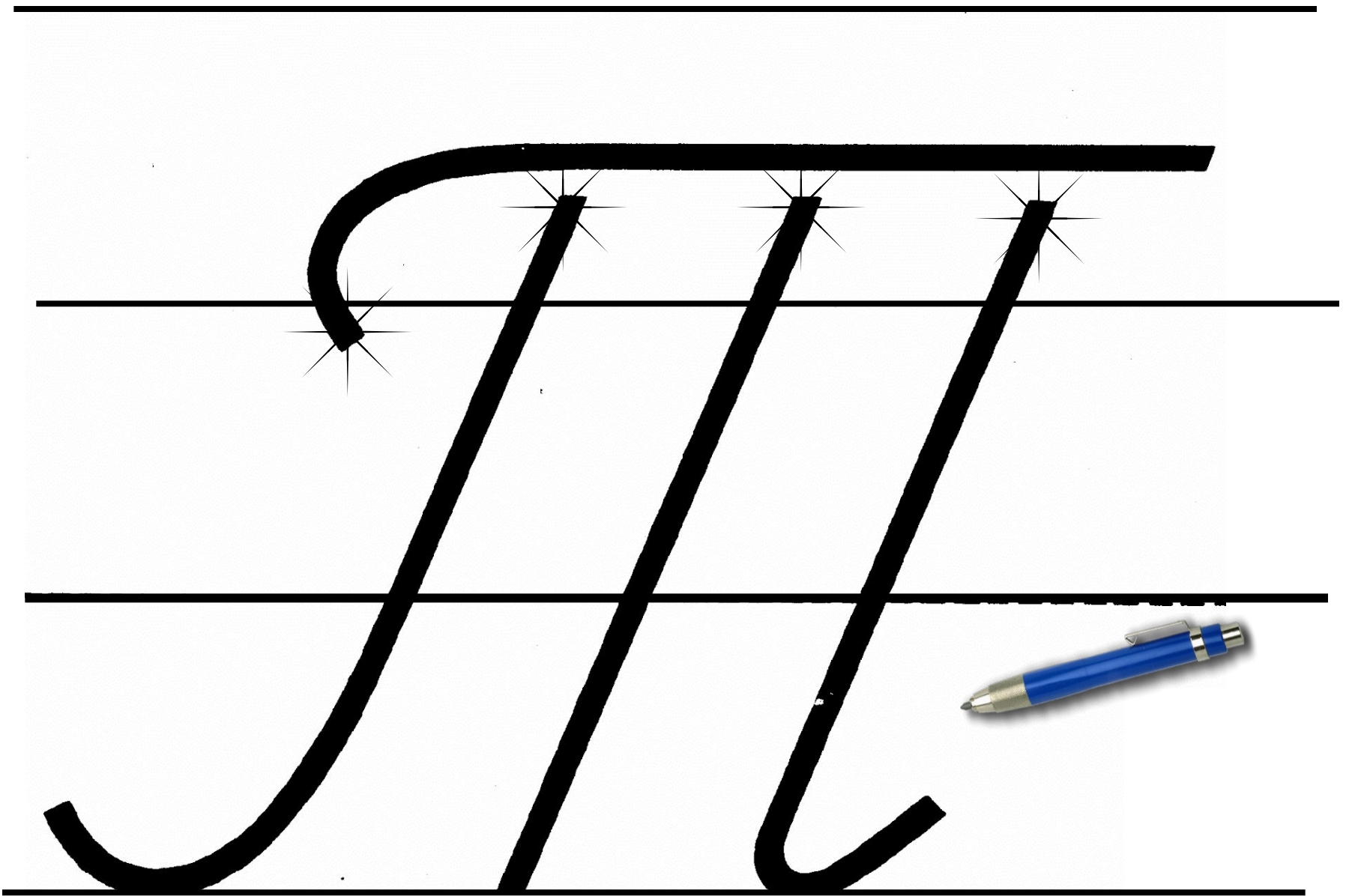
T t

T t



Mr





yy

y y



y



g




Ф ф

Ф ф



oo



g



X x


X



x



x



Handwritten cursive letter 'x' on a four-line grid. The letter is thick and black. Two starburst symbols are placed at the top of the letter, one on the left and one on the right, indicating the starting points of the strokes.




Ц ц

Ц ц

Ц ц



Uy



2



44

4

4




7



g





W

w



u u u



21





Щ щ

Щ щ



Weg




My



b

b







Ы

Ы



64





6



6



Э э

Э э



3



2



Ю ю

Ю

Ю Ю



HO



10



10



Я Я

Я

я



g



g



Используемые материалы:

1. Голованов Ф.Г. *Демонстрационные карточки печатных и письменных букв*. М., Просвещение, 1971 г.
2. <http://www.lenagold.ru/fon/clipart/k/kar/karanda16.png> (картинка с изображением ручки)
3. www.it-n.ru/communities.aspx?cat_no=5025&lib_no=23224&tmpl=lib
(шаблон с изображением школьной доски)



Завершить показ