



# ANIMAL

# RECALL

HOW TO

PLAY


PLAY

# ANIMAL RECALL


# HOW TO PLAY



1. Choose a 6 or 9 animal game from the menu



2. Click on the number of seconds that you want to memorise the animals' positions




3. Study the animals and try to memorise their positions



4. Click on the 'Find' button to reveal the random animal to be found. Then click on the number where you think the animal is located



5. If you are wrong, you get the option to try again or return to the menu (if you try again, a different animal to be found might appear)



6. If you are right, you can return to the menu for the next game

# PLA

# ANIMAL

## RE MEN LL

6

a

9

a

6

b

9

b

6c

9c





# ANIMAL RECALL



FIND



NEXT

TRY  
AGAIN

6a





# ANIMAL RECALL



FIND



10



20



30



6b

NEXT

TRY  
AGAIN





# ANIMAL RECALL



FIND

10

20

30

1

2

3

4

5

6

NEXT

TRY  
AGAIN

6c



# ANIMAL RECALL



FIND

NEXT

TRY  
AGAIN

30

45

60

1

2

3

4

5

6

7

8

9

9a



# ANIMAL RECALL



FIND

NEXT

TRY  
AGAIN

30

45

60

1

2

3

4

5

6

7

8

9

9b



# ANIMAL RECALL



FIND

NEXT

TRY  
AGAIN

30

45

60

1

2

3

4

5

6

7

8

9

9c