




СТАНЬТЕ ВЛАДЕЛЬЦЕМ ПАМЯТНИКА ИСТОРИИ

4-звездочный отель на 58 номеров с рестораном класса 2 Rosette, в замке 13-го века, построенного для Эдварда I (Северный Уэльс).







[Redacted]

Краткая
инс
ция

[Redacted]

[Redacted]

[Redacted]

[Redacted]

[Redacted]

[Redacted]

[Redacted]



[Redacted]	[Redacted]	[Redacted]	[Redacted]	[Redacted]	[Redacted]	[Redacted]	[Redacted]	[Redacted]
[Redacted]	[Redacted]	[Redacted]	[Redacted]	[Redacted]	[Redacted]	[Redacted]	[Redacted]	[Redacted]
[Redacted]	[Redacted]	[Redacted]	[Redacted]	[Redacted]	[Redacted]	[Redacted]	[Redacted]	[Redacted]
[Redacted]	[Redacted]	[Redacted]	[Redacted]	[Redacted]	[Redacted]	[Redacted]	[Redacted]	[Redacted]


[Redacted]

красных *****



Краткая
ини
ци:







Краткая
ини
ци:



[Redacted text]

[Redacted text]

[Redacted text]

[Redacted text]

[Redacted]	[Redacted]	[Redacted]	[Redacted]	[Redacted]	[Redacted]	[Redacted]	[Redacted]	[Redacted]
[Redacted]	[Redacted]	[Redacted]	[Redacted]	[Redacted]	[Redacted]	[Redacted]	[Redacted]	[Redacted]
[Redacted]	[Redacted]	[Redacted]	[Redacted]	[Redacted]	[Redacted]	[Redacted]	[Redacted]	[Redacted]

[Redacted text]

7,23% ave. annual cash-on-cash yield





[Redacted text]

[Redacted text]

[Redacted text]

[Redacted text]

[Redacted text]



[Redacted text]

[Redacted text]

[Redacted text]

[Redacted text]

[Redacted text]



•



•



•

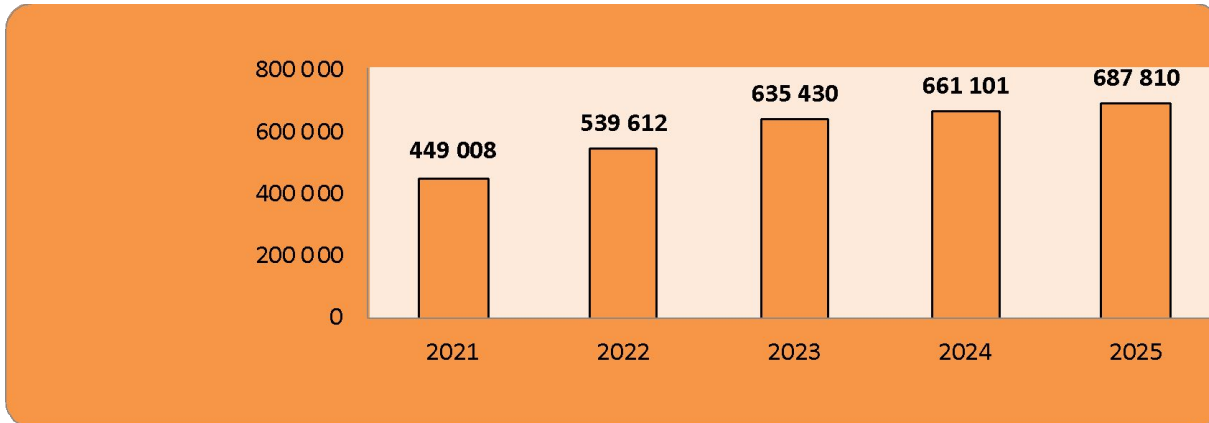


•





P&L	2021	2022	2023	2024	2025
Revenue	2 038 834	2 450 246	2 885 331	3 001 898	3 123 175
COS	305 361	366 979	432 142	449 601	467 765
Gross Profit	1 733 473	2 083 267	2 453 189	2 552 297	2 655 410
Op. Expenses	1 284 465	1 543 655	1 817 759	1 891 196	1 967 600
EBITDA	449 008	539 612	635 430	661 101	687 810





[REDACTED]

- [REDACTED]

- [REDACTED]

	2015	2016	2017	2018
revenue	£2,425,012	£2,384,762	£2,454,487	£2,483,025
ebitda	£409,213	£326,216	£424,317	£358,509
ebitda %	16.87%	13.68%	17.29%	14.44%

- [REDACTED]

- [REDACTED]

- [REDACTED]

DSCR		3,70	3,21	3,78	3,87	4,02
------	--	------	------	------	------	------



[REDACTED]

[REDACTED]

- [REDACTED]

- [REDACTED]

- [REDACTED]

- [REDACTED]

	2013	2016	2016	Y1	Y2
P&L	christies	pinders	GVA	HCHP	HCHP
Revenue	£ 2 100 000	£ 2 450 000	£ 2 532 500	£ 2 038 834	£ 2 450 246
COS	£ 425 000	£ 525 000	£ 512 400	£ 305 361	£ 366 979
Gross Profit	£ 1 675 000	£ 1 925 000	£ 2 020 100	£ 1 733 473	£ 2 083 267
payroll	£ 800 000	£ 860 000	£ 896 500	£ 774 757	£ 931 093
op. expenses	£ 511 024	£ 605 000	£ 580 000	£ 509 709	£ 612 562
EBITDA	£ 363 976	£ 460 000	£ 543 600	£ 449 008	£ 539 612











[e-mail: ken@h3cubed.co.uk](mailto:ken@h3cubed.co.uk)



[Сайт: www.h3cubed.co.uk](http://www.h3cubed.co.uk)

