



This is your  
presentation title





# Hello!

**I am Jayden Smith**

I am here because I  
love to give  
presentations.

You can find me at  
@username





1.

# Transition headline

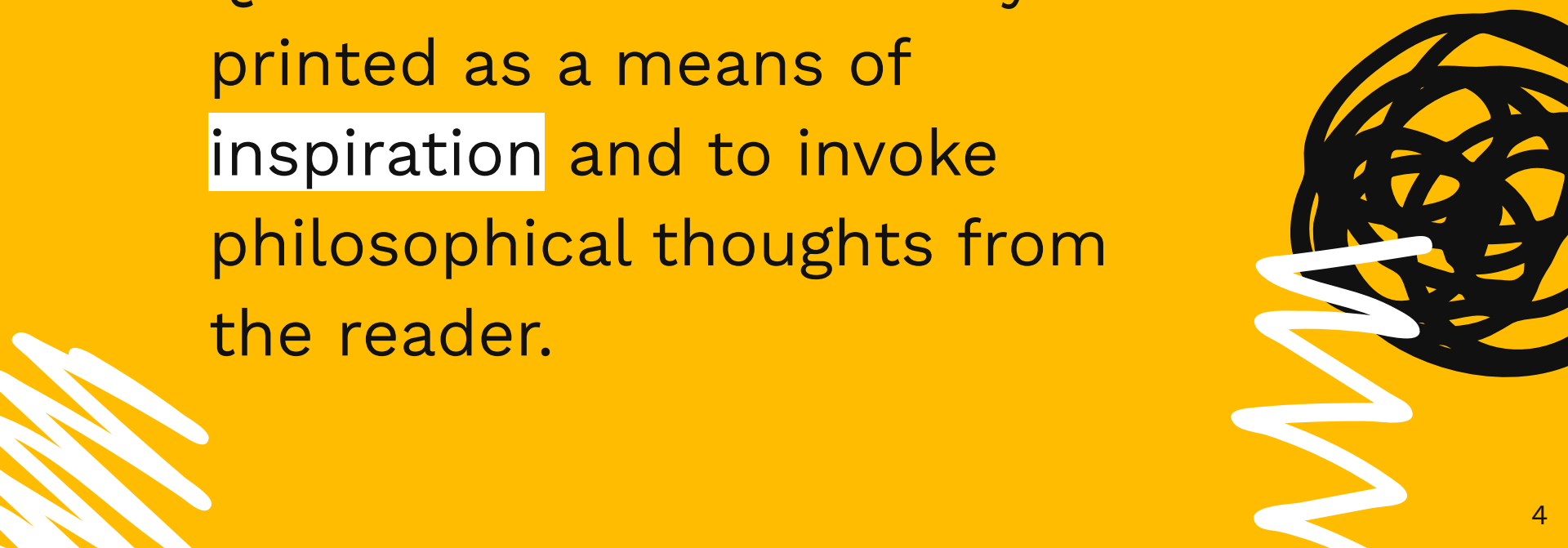
Let's start with the first set of slides





“

Quotations are commonly printed as a means of **inspiration** and to invoke philosophical thoughts from the reader.





# This is a slide title

- x Here you have a list of items
- x And some text
- x But remember not to overload your slides with content

Your audience will listen to you or read the content, but won't do both.





# Big concept


Bring the attention of your audience  
over a key concept using icons or  
illustrations



# Split your content



## **White**

Is the color of milk and fresh snow, the color produced by the combination of all the colors of the visible spectrum.



## **Black**


Is the color of ebony and of outer space. It has been the symbolic color of elegance, solemnity and authority.





# In two or three columns

## **Yellow**




Is the color of gold, butter and ripe lemons. In the spectrum of visible light, yellow is found between green and orange.

## **Blue**

Is the colour of the clear sky and the deep sea. It is located between violet and green on the optical spectrum.

## **Red**




Is the color of blood, and because of this it has historically been associated with sacrifice, danger and courage.



A picture is worth a  
thousand words

A complex idea can be  
conveyed with just a single  
still image, namely making it  
possible to absorb large  
amounts of data quickly.



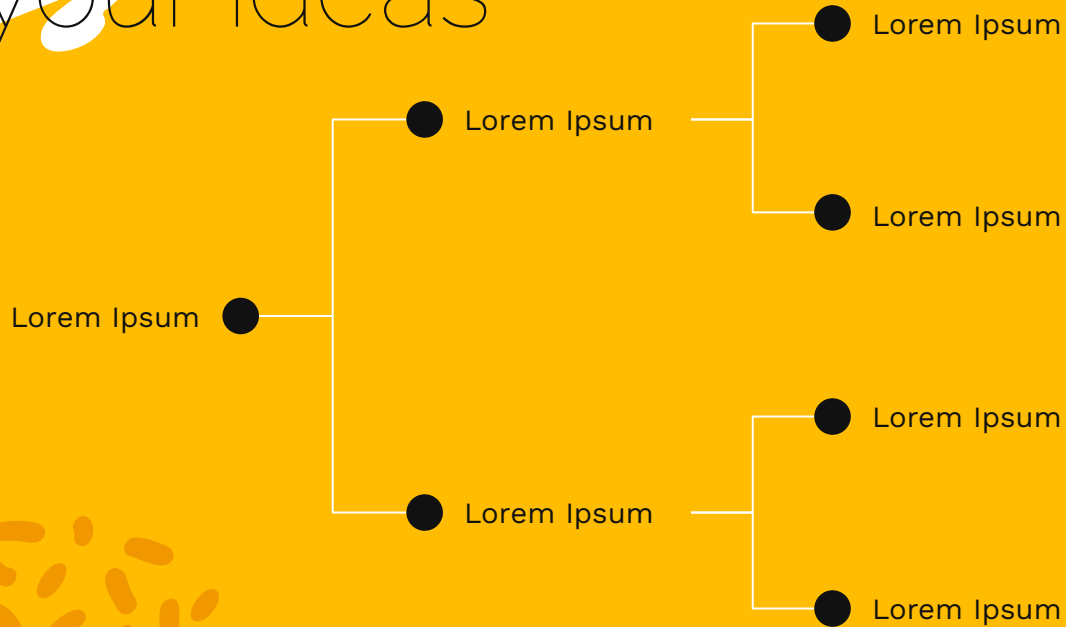


Want big impact?  
Use big image.







# Use diagrams to explain your ideas






And tables to compare data

	A	B	C
Yellow	<b>10</b>	<b>20</b>	<b>7</b>
Blue	<b>30</b>	<b>15</b>	<b>10</b>
Orange	<b>5</b>	<b>24</b>	<b>16</b>



# Maps





89,526,124

Whoa! That's a big number, aren't you proud?





89,526,124\$  
That's a lot of money



185,244 users  
And a lot of users

100%  
Total success!





# Our process is easy

## **Lorem**

Lorem ipsum dolor sit amet, consectetur adipiscing elit. Duis sit amet odio vel purus bibendum luctus.

## **Ipsum**

Lorem ipsum dolor sit amet, consectetur adipiscing elit. Duis sit amet odio vel purus bibendum luctus.

## **Dolor**

Lorem ipsum dolor sit amet, consectetur adipiscing elit. Duis sit amet odio vel purus bibendum luctus.





# Let's review some concepts

## **Yellow**

Is the color of gold, butter and ripe lemons. In the spectrum of visible light, yellow is found between green and orange.

## **Yellow**

Is the color of gold, butter and ripe lemons. In the spectrum of visible light, yellow is found between green and orange.

## **Blue**

Is the colour of the clear sky and the deep sea. It is located between violet and green on the optical spectrum.

## **Blue**

Is the colour of the clear sky and the deep sea. It is located between violet and green on the optical spectrum.

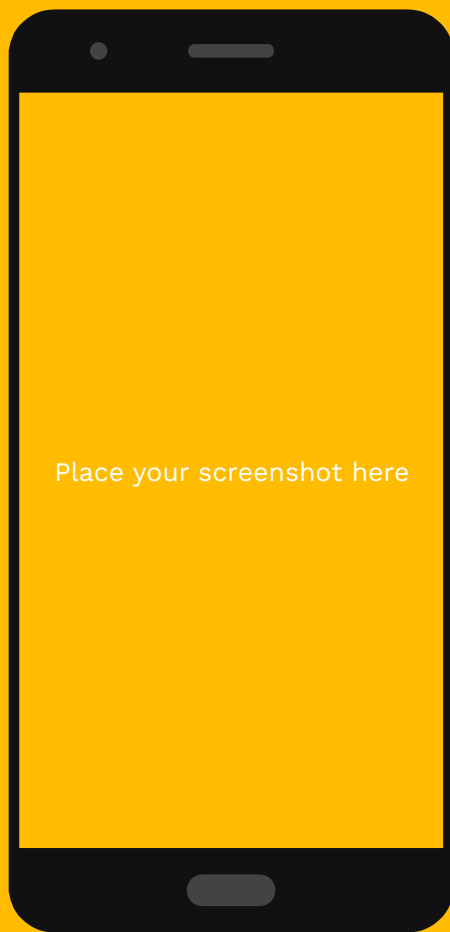
## **Red**

Is the color of blood, and because of this it has historically been associated with sacrifice, danger and courage.

## **Red**

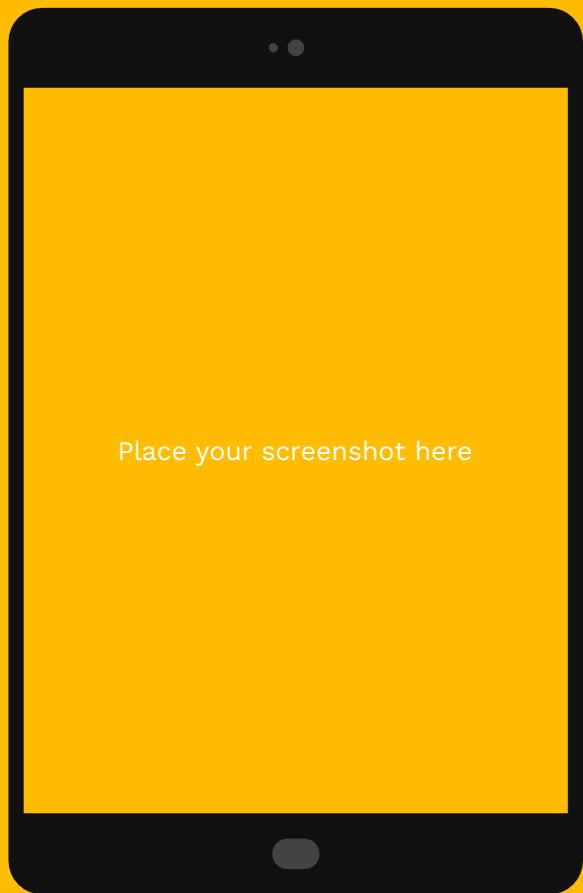
Is the color of blood, and because of this it has historically been associated with sacrifice, danger and courage.





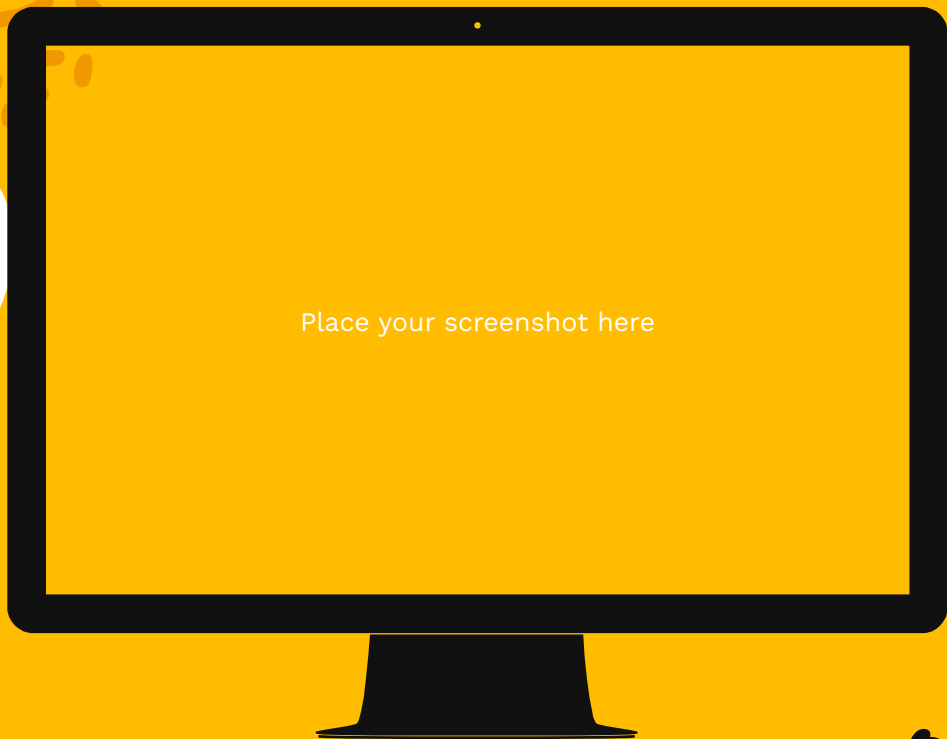
## Mobile project

Show and explain your web, app or software projects using these gadget templates.



## Tablet project

Show and explain your web, app or software projects using these gadget templates.



Place your screenshot here

## **Desktop project**

Show and explain your web, app or software projects using these gadget templates.



# Thanks!

**Any questions?**

You can find me at  
@username & user@mail.me



# Extra graphics





## SlidesCarnival icons are editable shapes.

This means that you can:


- ✗ Resize them without losing quality.
- ✗ Change fill color and opacity.
- ✗ Change line color, width and style.

Isn't that nice? :)

Examples:



# Diagrams and infographics





# РЕКЛАМНЫЕ, ПРОДАЮЩИЕ, PR И ИНФО-ПРЕЗЕНТАЦИИ ОТ “ПАНДА-КОПИРАЙТИНГ”

СТОИМОСТЬ “ПОД КЛЮЧ” ОТ \$90 | ЯЗЫКИ: РУССКИЙ, АНГЛИЙСКИЙ, ФРАНЦУЗСКИЙ, НЕМЕЦКИЙ



Сильный продающий текст в 5  
стилях



Подбор из 70 000+ платных  
лицензионных PRO-шаблонов



Готовность от 36 часов



**Дополнительно:** оформление под брендбук компании или подбор сочетаний цветов для  
создания вашего фирстиля и оформления



Также “под ключ”: маркетинг-кит, брошюры,, White Paper,  
буклеты, коммерческие предложения



customers@petr-panda.ru

Главный сайт проекта: petr-panda.ru

# THE ADVERTISING, MARKETING, PR, AND INFO-PRESENTATIONS BY PANDA COPYWRITING PROJECT

A TURNKEY COST STARTS AT \$90 | LANGUAGES: RUSSIAN, ENGLISH, FRENCH, AND GERMAN



5 styles of the powerful selling texts



A selection of 70,000+ paid licensed  
PRO templates



An availability from 36 hours



Additionally: design for a company's brand book or selection of color combinations to create  
your corporate identity and design



Plus the turnkey: marketing kit, brochures, White Paper, booklets,  
and business proposals



customers@petr-panda.ru

The main project's website: petr-panda.ru