



POLITICAL

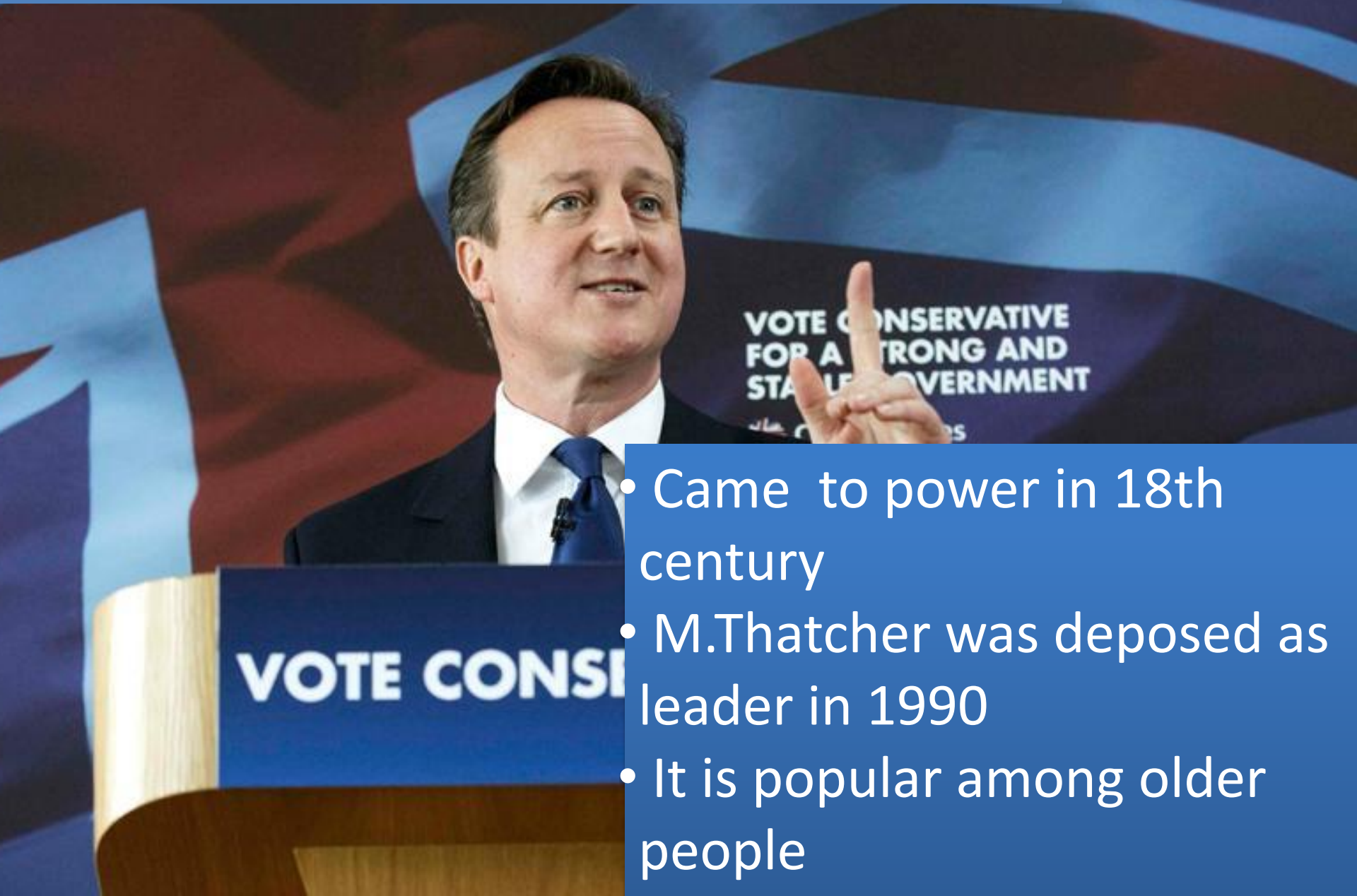
PARTIES

THE LABOUR PARTY



- emerged at the end of the 19th century
- The leader is Tony Blair
- It returned to power in 1997

THE CONSERVATIVE PARTY



- Came to power in 18th century
- M.Thatcher was deposed as leader in 1990
- It is popular among older people

THE LIBERAL DEMOCRATS



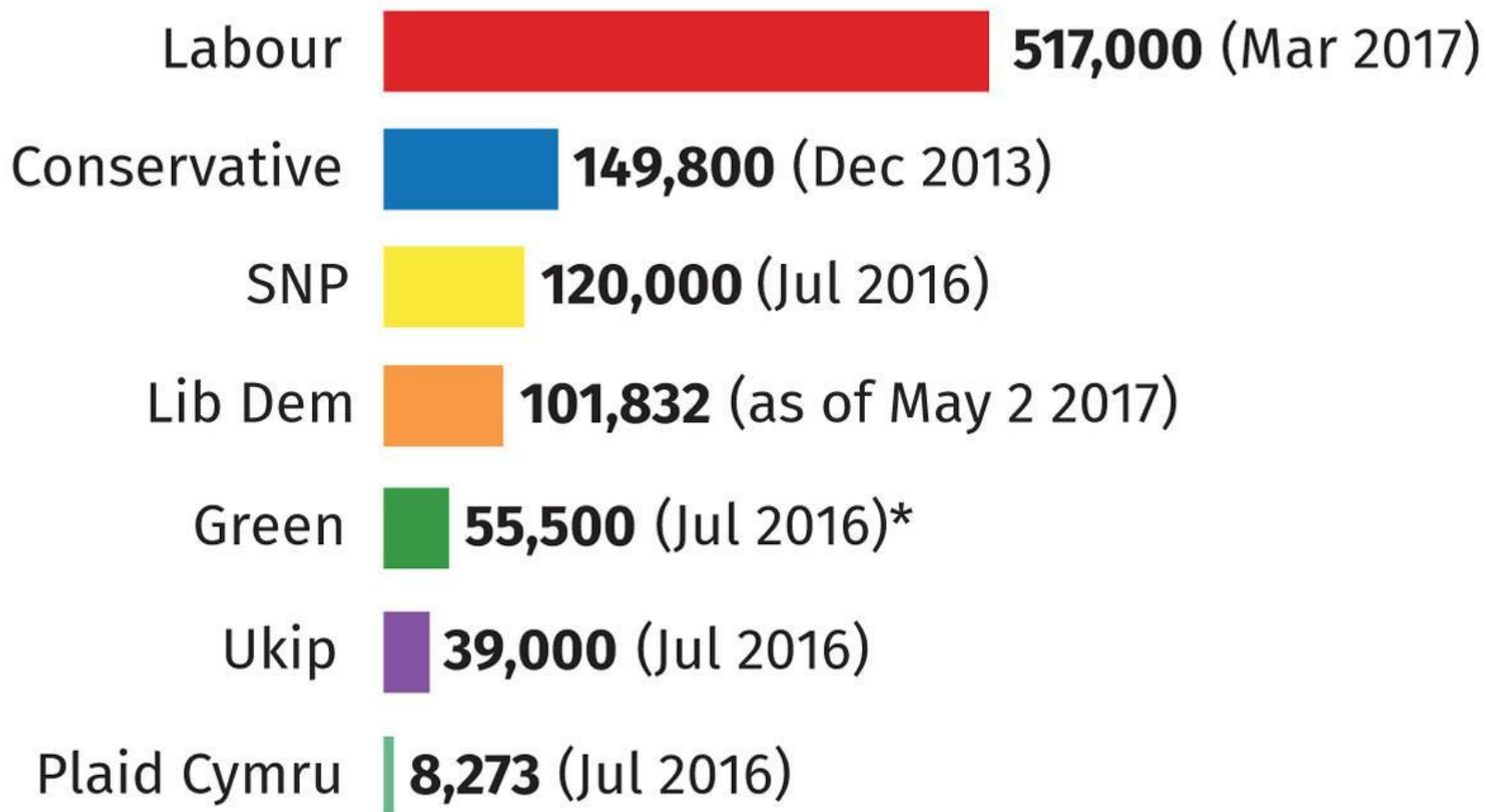
- Formed in the late 1980s
- Close relations with Labour Party



UK political party membership

(based on latest available figures/estimates)

VOTE  2017



*England and Wales only

Source: House of Commons library/latest official figures

**WHY VOTE
LABOUR**



**WHY VOTE
CONSERVATIVE**



**WHY VOTE
LIBERAL DEMOCRAT**



Shay Green

edited by

A hand in a grey sleeve holds a white envelope, poised to drop it into a dark ballot box. The background is a blurred crowd of people.

POLITICAL PARTIES IN THE UK TODAY:

The Labour Party - left wing, their program includes many social reforms and active social politics

The Conservative Party – right wing, they put more emphasis in private enterprise

The Liberals Social and Liberal Democrats - left of centre

Scottish National Party (SNP)

Sinn Féin - the oldest political movement in Ireland

Conservative

Green

Independent

Liberal Democrats

Labour

respectparty.



Green Party



Liberal Democrats




Conservatives

Alliance



Plaid Cymru | Party of Wales



Brexit:
is it

EXIT from
BREXIT

Another
Euro
pos

THE NEW EUROPE
DON'T LIKE BREXIT
THE EUROPE

We de
a vot
the B

