

Speaking exam

2021



Task 1

Get ready

- 1 Task 1. Imagine that you are preparing a project with your friend. You have found some interesting material for the presentation and you want to read this text to your friend. You have 1.5 minutes to read the text silently, then be ready to read it out aloud. You will not have more than 1.5 minutes to read it.**

Thanks to their industries, British towns grew into cities in the late 1800s. Many people became much better off, and their standards of living improved greatly. Rich families even had houses with bathrooms.

At that time the British took advantage of new railway lines built to carry people and goods from one part of the country to another. For the first time people could travel long distances quickly and cheaply. Steam engines were used to power locomotives as well as boats. One more improvement was the setup of a cheap postal service. Streets were lit by gas lamps, so they became safe. Special men lit the lamps every evening. People could also travel around the city cheaply using the horse-drawn buses. Some people, even women, started to ride bicycles. So, Great Britain and the British people were celebrating their wealth.

Now read the text out loud

- 1 Task 1. Imagine that you are preparing a project with your friend. You have found some interesting material for the presentation and you want to read this text to your friend. You have 1.5 minutes to read the text silently, then be ready to read it out aloud. You will not have more than 1.5 minutes to read it.**

Thanks to their industries, British towns grew into cities in the late 1800s. Many people became much better off, and their standards of living improved greatly. Rich families even had houses with bathrooms.

At that time the British took advantage of new railway lines built to carry people and goods from one part of the country to another. For the first time people could travel long distances quickly and cheaply. Steam engines were used to power locomotives as well as boats. One more improvement was the setup of a cheap postal service. Streets were lit by gas lamps, so they became safe. Special men lit the lamps every evening. People could also travel around the city cheaply using the horse-drawn buses. Some people, even women, started to ride bicycles. So, Great Britain and the British people were celebrating their wealth.



Task 2

Get ready

2 Task 2. Study the advertisement.
You are considering finding a part-time job and now you'd like to get more information. In 1.5 minutes you are to ask five direct questions to find out about the following:

- 1) kinds of jobs;
- 2) salary;
- 3) skills needed;
- 4) minimum age;
- 5) whom to contact.

You have 20 seconds to ask each question.

We'll help you find a part-time job!



Question 1.

1) Ask a direct question about the following: **kinds of jobs.**


We'll help you find a part-time job!



Question 2.

2) Ask a direct question about the following: **salary.**

We'll help you find a part-time job!



Question 3.

3) Ask a direct question about the following: **skills needed.**


We'll help you find a part-time job!



Question 4.

4) Ask a direct question about the following: **minimum age.**


We'll help you find a part-time job!



Question 5.

5) Ask a direct question about the following: **whom to contact.**

We'll help you find a part-time job!





Task 3

Get ready

3 **Task 3. These are photos from your photo album. Choose one photo to describe to your friend. You will have to start speaking in 1.5 minutes and will speak for not more than 2 minutes (12–15 sentences). In your talk remember to speak about:**

- where and when the photo was taken;
- what/who is in the photo;
- what is happening;
- why you keep the photo in your album;
- why you decided to show the picture to your friend.

You have to talk continuously, starting with: "I've chosen photo number ...".

Photo 1



Photo 2



Photo 3



Talk

Photo 1



- where and when the photo was taken;
- what/who is in the photo;
- what is happening;
- why you keep the photo in your album;
- why you decided to show the picture to your friend.

**You have to talk continuously, starting with:
“I’ve chosen photo number ...”.**

Next task

Talk

Photo 2



- where and when the photo was taken;
- what/who is in the photo;
- what is happening;
- why you keep the photo in your album;
- why you decided to show the picture to your friend.

**You have to talk continuously, starting with:
“I’ve chosen photo number ...”.**

Next task

Talk

Photo 3



- where and when the photo was taken;
- what/who is in the photo;
- what is happening;
- why you keep the photo in your album;
- why you decided to show the picture to your friend.

**You have to talk continuously, starting with:
"I've chosen photo number ...".**

Next task



Task 4

Get ready

4 **Task 4. Study the two photographs. In 1.5 minutes be ready to compare and contrast the photographs:**

- give a brief description of the photos (action, location);
- say what the pictures have in common;
- say in what way the pictures are different;
- say which way of spending free time presented in the pictures you'd prefer;
- explain why.

You will speak for not more than 2 minutes (12–15 sentences). You have to talk continuously.

Photo 1



Photo 2



Talk

4 Task 4. Study the two photographs. In 1.5 minutes be ready to compare and contrast the photographs:

- give a brief description of the photos (action, location);
- say what the pictures have in common;
- say in what way the pictures are different;
- say which way of spending free time presented in the pictures you'd prefer;
- explain why.

You will speak for not more than 2 minutes (12–15 sentences). You have to talk continuously.

Photo 1



Photo 2





The end

Thank you ♥
