


DOOBLE SOLO

HOW TO
PLAY

PLAY

HOW TO PLAY

PLAY



1. Click on the 2 card backs to reveal the playing cards.

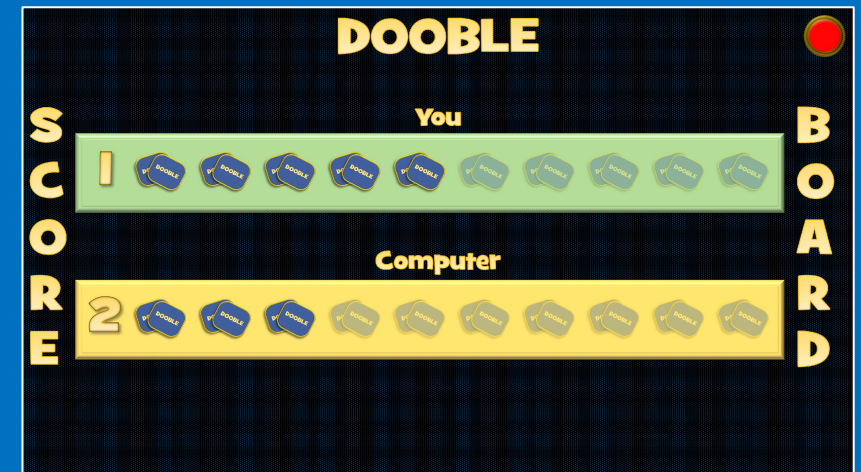
Click in this order:



2. When you identify the object that appears on **both** cards, click on your Green button. If you do not click on this within 5 seconds of clicking card 2, a red light will appear and the computer will win the round.

3. Click on the Dooble title to open the Scoreboard.

4. You are player 1. The computer is Player 2. Click on a faded pair of cards to register who has won each round.



5. Click on the Dooble title to go back to the playing screen.

The first player (you or the computer) to achieve 10 wins is the overall winner.

6. Click on the red button in the corner to reset the scoreboard if needed.

DOOBLE



S
C
O
R
E

B
O
A
R
D

You

1




A horizontal row of 10 blue, rounded rectangular tiles with a yellow border. Each tile has the word "DOOBLE" written in white capital letters. The tiles are arranged in a slightly overlapping manner. The number "1" is positioned to the left of the first tile.

Computer

2

A horizontal row of 10 blue, rounded rectangular tiles with a yellow border. Each tile has the word "DOOBLE" written in white capital letters. The tiles are arranged in a slightly overlapping manner. The number "2" is positioned to the left of the first tile.

DOOBLE



DOOBLE

