

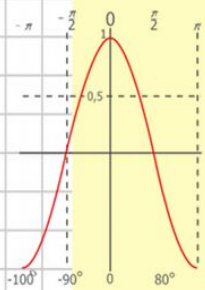
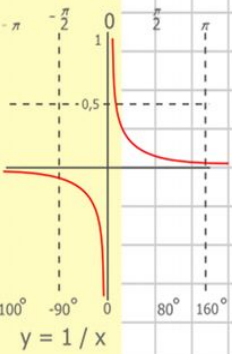
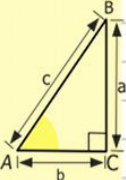
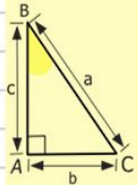
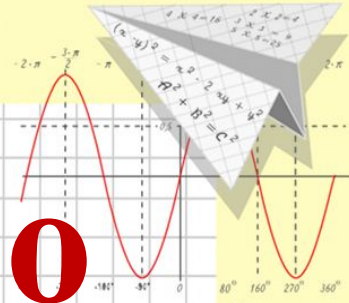
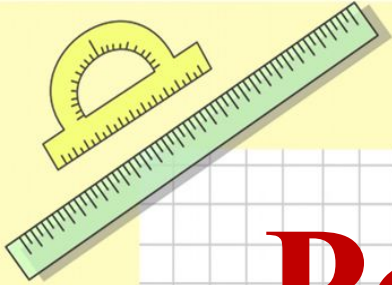
Математик

а

Решение задач по

теме

«Линейная функция»



$$\begin{array}{r} 2500 \\ \times 42 \\ \hline 2100 \\ + 8400 \\ \hline 105000 \end{array}$$

- $2 \times 2 = 4$
- $3 \times 3 = 9$
- $4 \times 4 = 16$
- $5 \times 5 = 25$
- $6 \times 6 = 36$
- $7 \times 7 = 49$
- $8 \times 8 = 64$



$$\frac{a}{\sin A} = \frac{b}{\sin B} = \frac{c}{\sin C}$$

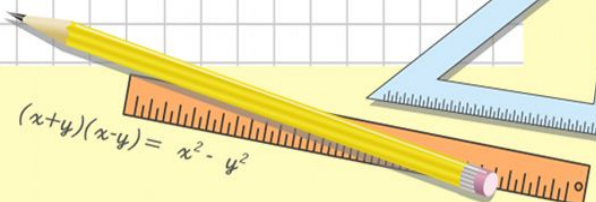
$$\frac{a}{c} + \frac{b}{c} = \frac{a+b}{c}$$



$$\sin 90^\circ = 1$$



$$\begin{cases} y = \sin 90 \\ x = 25y + 45 \\ y = 1 \\ x = 25 + 45 \\ \hline x = 70 \end{cases}$$



$$(x+y)(x-y) = x^2 - y^2$$

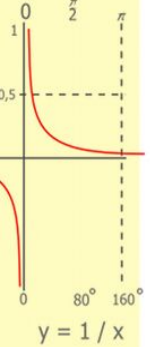
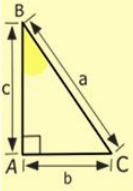
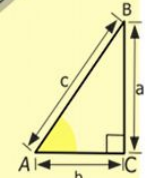
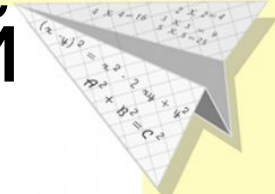

№1

Постройте график линейной функции

$$y = \frac{1}{3}x - 2$$

x	?	?
y		

Как выбираем значения x?



$$\begin{array}{r} 2500 \\ \times 42 \\ \hline 210 \\ + 84 \\ \hline 10500 \end{array}$$

- $2 \times 2 = 4$
- $3 \times 3 = 9$
- $4 \times 4 = 16$
- $5 \times 5 = 25$
- $6 \times 6 = 36$
- $7 \times 7 = 49$
- $8 \times 8 = 64$
- $9 \times 9 = 81$



$$\frac{a}{\sin A} = \frac{b}{\sin B} = \frac{c}{\sin C}$$

$$\frac{a}{c} + \frac{b}{c} = \frac{a+b}{c}$$

$$\sin 90^\circ = 1$$

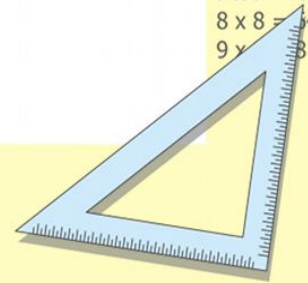


$$\begin{cases} y = \sin 90 \\ x = 25y + 45 \end{cases}$$

$$\begin{cases} y = 1 \\ x = 25 + 45 \end{cases}$$

$$x = 70$$

$$(x+y)(x-y) = x^2 - y^2$$



№1

Постройте график линейной функции

x	0	3
y	-2	-1

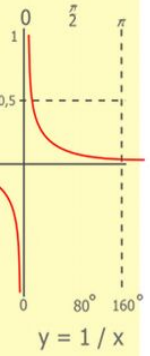
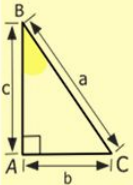
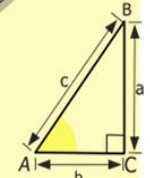
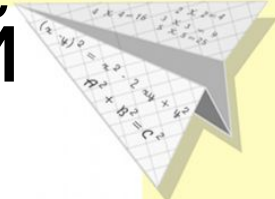

$$y = \frac{1}{3}x - 2$$

$$x=0,$$

$$y = \frac{1}{3} \cdot 0 - 2 = -2$$


$$x=3,$$

$$y = \frac{1}{3} \cdot 3 - 2 = 1 - 2 = -1$$



$$\begin{array}{r} 1\ 2\ 5\ 00 \\ \times 42 \\ \hline 210 \\ + 84 \\ \hline 105\ 000 \end{array}$$

- 2 x 2 = 4
- 3 x 3 = 9
- 4 x 4 = 16
- 5 x 5 = 25
- 6 x 6 = 36
- 7 x 7 = 49
- 8 x 8 = 64
- 9 x 9 = 81



$$\frac{a}{\sin A} = \frac{b}{\sin B} = \frac{c}{\sin C}$$

$$\frac{a}{c} + \frac{b}{c} = \frac{a+b}{c}$$

$$\sin 90^\circ = 1$$

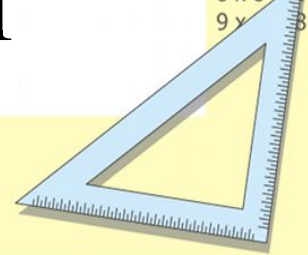


$$\begin{cases} y = \sin 90 \\ x = 25y + 45 \end{cases}$$

$$\begin{cases} y = 1 \\ x = 25 + 45 \end{cases}$$

$$x = 70$$

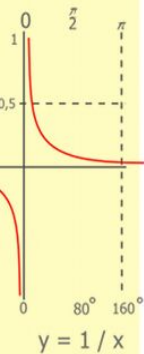
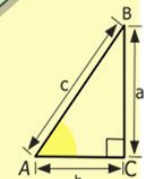
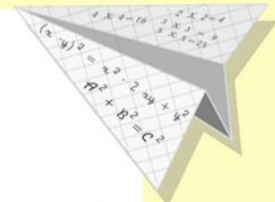

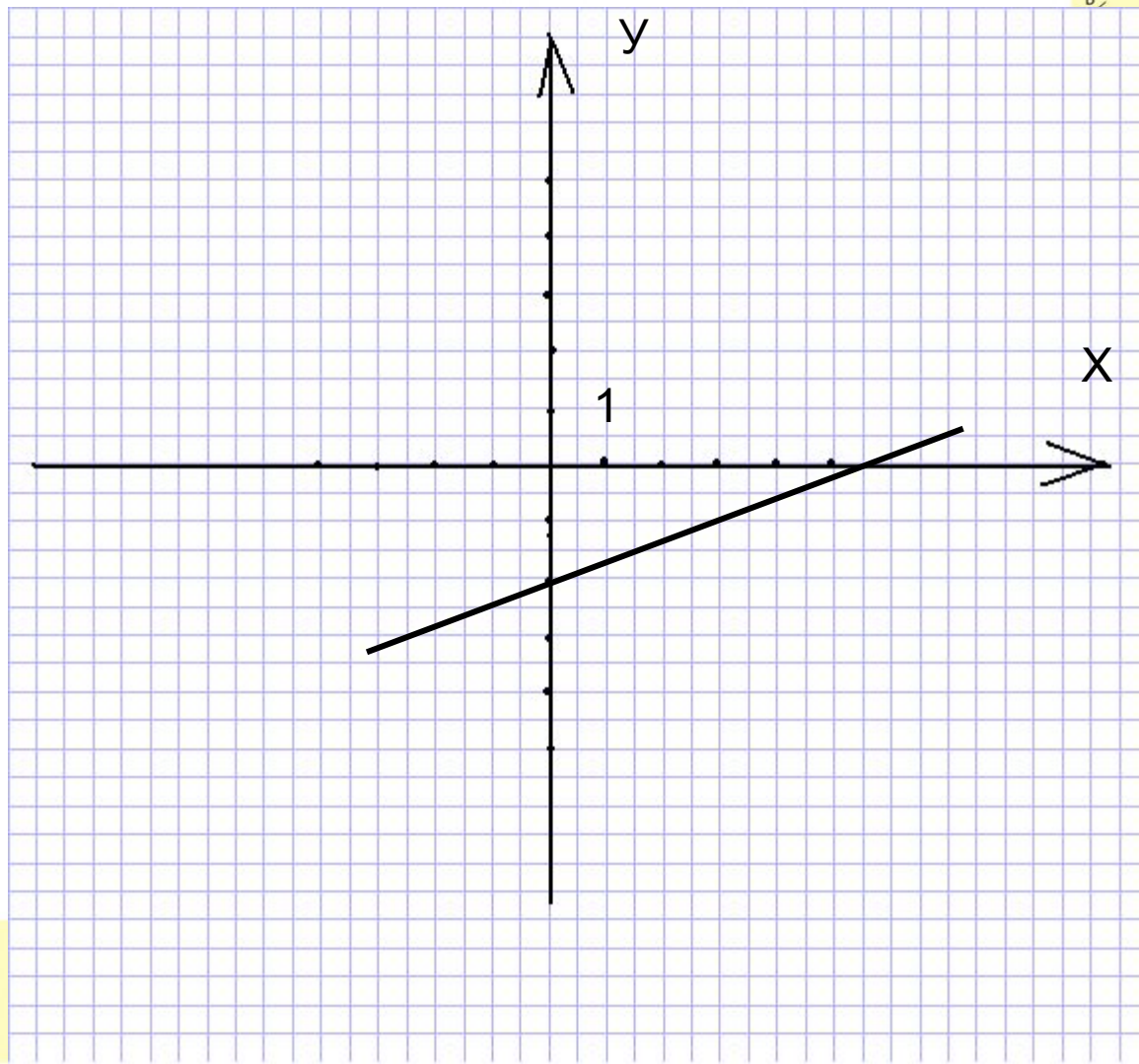
$$(x+y)(x-y) = x^2 - y^2$$



Постройте график линейной функции

x	0	3
y	-2	-1


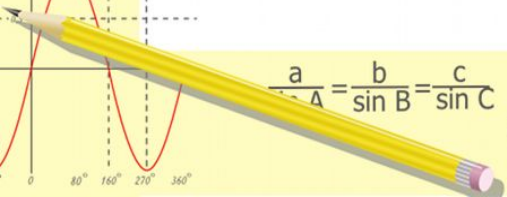
$$y = \frac{1}{3}x - 2$$



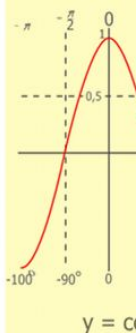
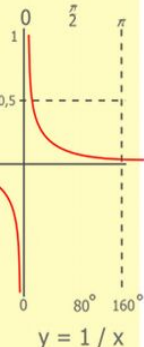
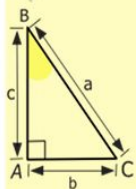
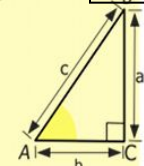
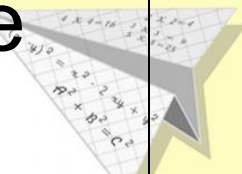
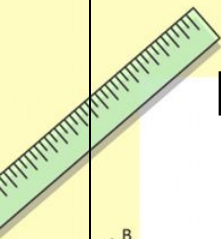
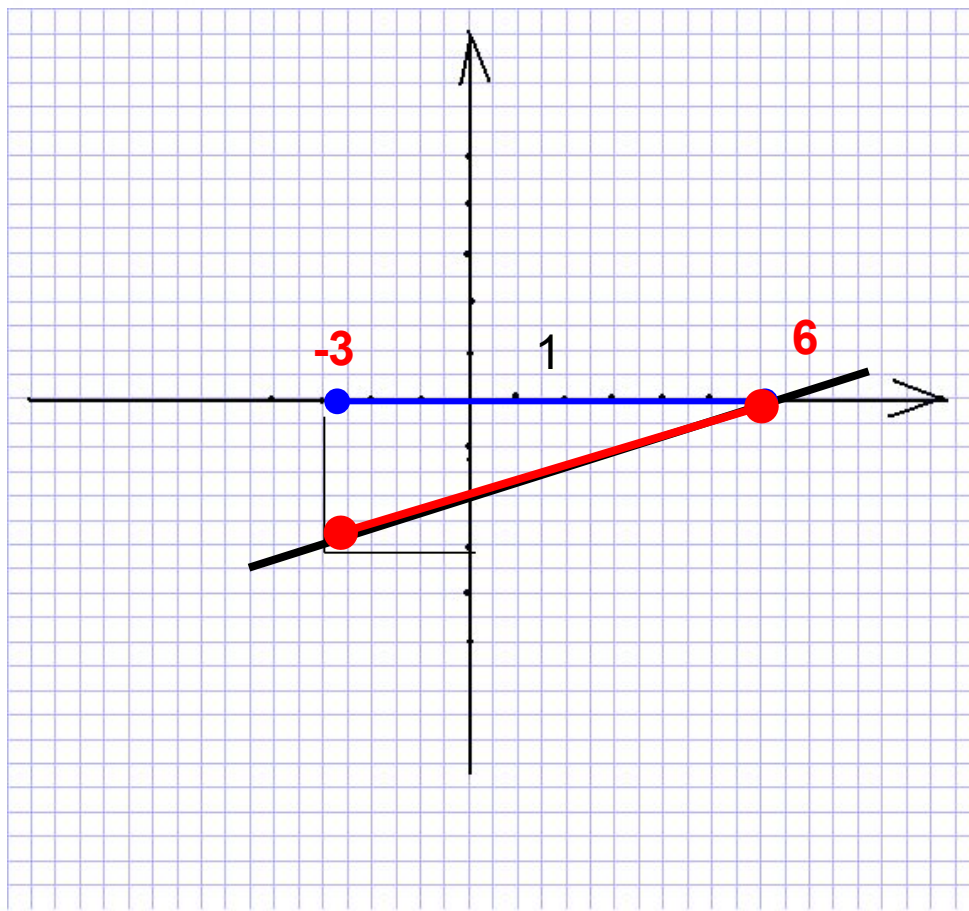
$$\begin{array}{r} 2500 \\ \times 42 \\ \hline 210 \\ + 84 \\ \hline 10500 \end{array}$$



$$\frac{a}{\sin A} = \frac{b}{\sin B} = \frac{c}{\sin C}$$
$$\frac{a}{c} + \frac{b}{c} = \frac{a+b}{c}$$



С помощью графика найдите: наибольшее и наименьшее значение функции на промежутке $[-3; 6]$



$$\begin{array}{r} 1 \\ 2500 \\ \times 42 \\ \hline 210 \\ + 84 \\ \hline 105000 \end{array}$$

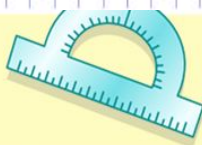
- $2 \times 2 = 4$
- $3 \times 3 = 9$
- $4 \times 4 = 16$
- $5 \times 5 = 25$
- $6 \times 6 = 36$
- $7 \times 7 = 49$
- $8 \times 8 = 64$
- $9 \times 9 = 81$



$$\frac{a}{\sin A} = \frac{b}{\sin B} = \frac{c}{\sin C}$$

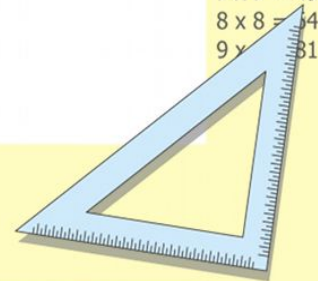
$$\frac{a}{c} + \frac{b}{c} = \frac{a+b}{c}$$

$$\sin 90^\circ = 1$$



$$\begin{cases} x = 25y + 45 \\ y = 1 \\ x = 25 + 45 \\ \hline x = 70 \end{cases}$$

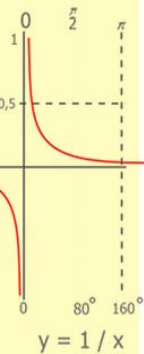
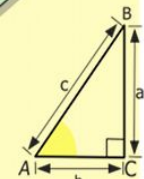
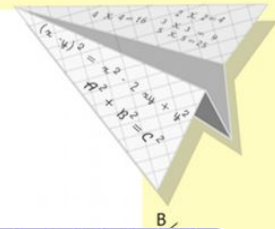
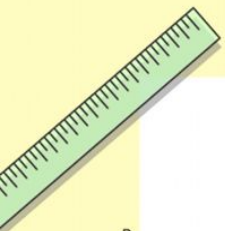
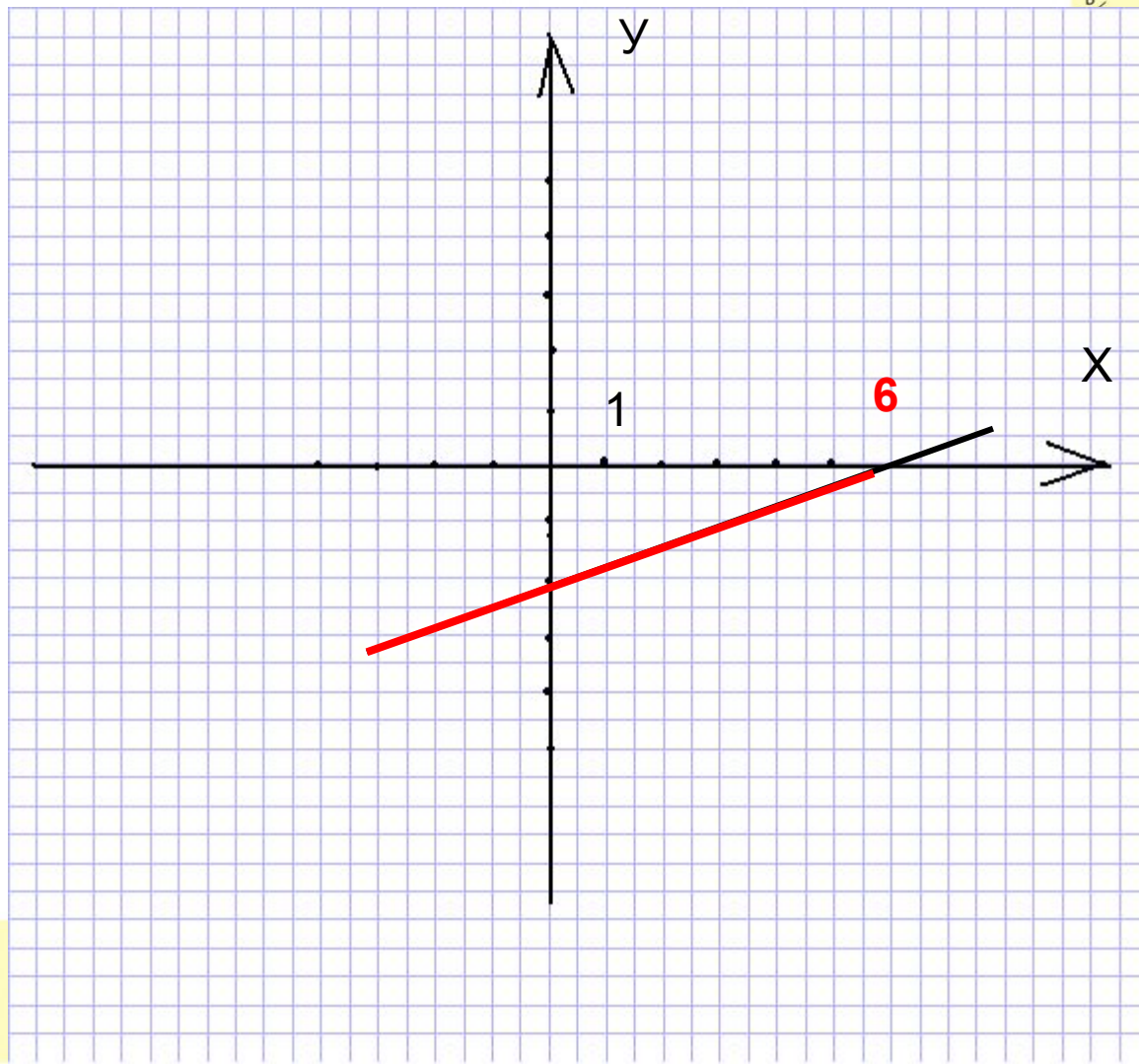
$$(x+y)(x-y) = x^2 - y^2$$



С помощью графика найдите: значения x при которых $y < 0$

x	0	3
y	-2	-1

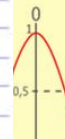
$$y = \frac{1}{3}x - 2$$



$$\begin{array}{r} 2500 \\ \times 42 \\ \hline 210 \\ + 84 \\ \hline 10500 \end{array}$$



$$\frac{a}{\sin A} = \frac{b}{\sin B} = \frac{c}{\sin C}$$
$$\frac{a}{c} + \frac{b}{c} = \frac{a+b}{c}$$

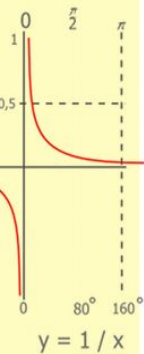
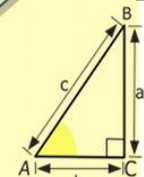



$y = \cos$

4
9
16
25
36
49
64
81

№2 Найдите координаты точки пересечения прямых $y=-3x$ и $y=4x+3,5$

- $-3x=4x+3,5$
- $-3x-4x=3,5$
- $-7x=3,5$
- $x=3,5:(-7)$
- $x=-0,5$
- $y=-3 \cdot (-0,5)=1,5$
- $(-0,5;1,5)$



$$\begin{array}{r} 1 \\ 2500 \\ \times 42 \\ \hline 210 \\ + 84 \\ \hline 10500 \end{array}$$



$$\frac{a}{A} = \frac{b}{\sin B} = \frac{c}{\sin C}$$

$$\frac{a}{c} + \frac{b}{c} = \frac{a+b}{c}$$

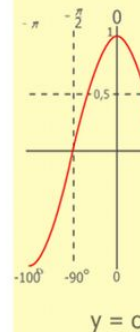
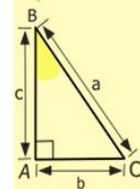
$$\sin 90^\circ = 1$$



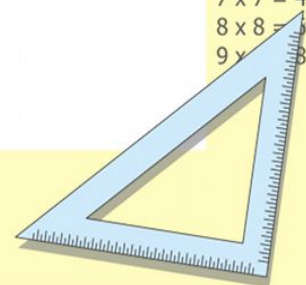
$$\begin{cases} y = \sin 90 \\ x = 25y + 45 \end{cases}$$

$$\begin{cases} y = 1 \\ x = 25 + 45 \\ \hline x = 70 \end{cases}$$

$$(x+y)(x-y) = x^2 - y^2$$



$$\begin{array}{l} 2 \times 2 = 4 \\ 3 \times 3 = 9 \\ 4 \times 4 = 16 \\ 5 \times 5 = 25 \\ 6 \times 6 = 36 \\ 7 \times 7 = 49 \\ 8 \times 8 = 64 \\ 9 \times 9 = 81 \end{array}$$



№3 Найдите координаты точки пересечения графика линейной функции $y=1,25x-2,5$ с осями координат.

• Решение.

• 1) Точка пересечения с осью абсцисс $y=0$.

$$0=1,25x-2,5;$$

$$1,25x=2,5; \quad x=2$$

(2;0)

$$\frac{a}{\sin A} = \frac{b}{\sin B} = \frac{c}{\sin C}$$

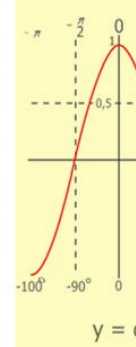
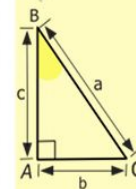
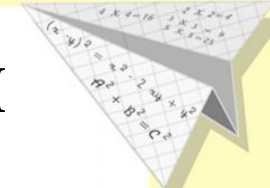
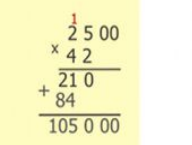
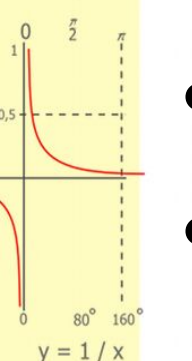
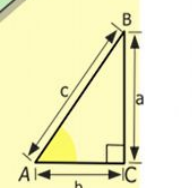
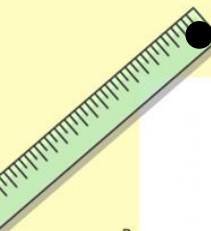
$$\frac{a}{c} + \frac{b}{c} = \frac{a+b}{c}$$

$$\sin 90^\circ = 1$$

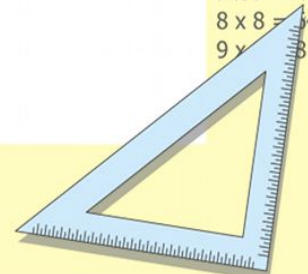
$$\begin{cases} y = \sin 90 \\ x = 25y + 45 \end{cases}$$

$$\begin{cases} y = 1 \\ x = 25 + 45 \\ \hline x = 70 \end{cases}$$

$$(x+y)(x-y) = x^2 - y^2$$

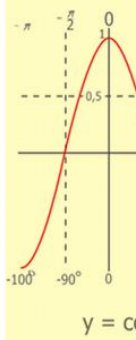
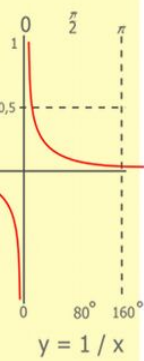
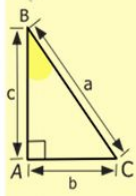
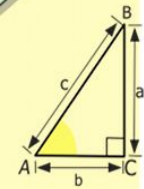
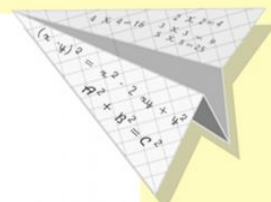



2 x 2 =	4
3 x 3 =	9
4 x 4 =	16
5 x 5 =	25
6 x 6 =	36
7 x 7 =	49
8 x 8 =	64
9 x 9 =	81



№3 Найдите координаты точки пересечения графика линейной функции $y=1,25x-2,5$ с осями координат.

- Решение. 2) Точка пересечения с осью ординат: $x=0$.
- $y=1,25 \cdot 0 - 2,5$
- $y=-2,5$
- $(0; -2,5)$



$$\begin{array}{r} 1 \\ 2500 \\ \times 42 \\ \hline 210 \\ + 84 \\ \hline 10500 \end{array}$$

- $2 \times 2 = 4$
- $3 \times 3 = 9$
- $4 \times 4 = 16$
- $5 \times 5 = 25$
- $6 \times 6 = 36$
- $7 \times 7 = 49$
- $8 \times 8 = 64$
- $9 \times 9 = 81$



$$\frac{a}{A} = \frac{b}{\sin B} = \frac{c}{\sin C}$$

$$\frac{a}{c} + \frac{b}{c} = \frac{a+b}{c}$$

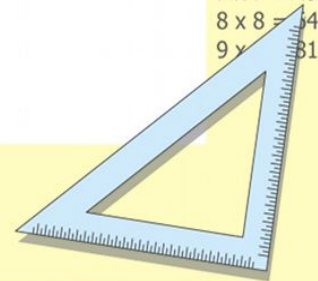
$$\sin 90^\circ = 1$$



$$\begin{cases} y = \sin 90 \\ x = 25y + 45 \end{cases}$$

$$\begin{cases} y = 1 \\ x = 25 + 45 \\ \hline x = 70 \end{cases}$$

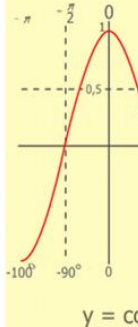
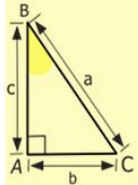
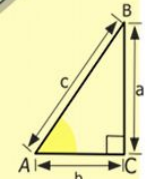
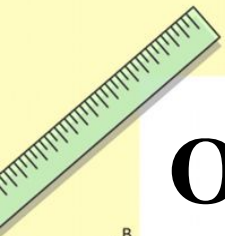
$$(x+y)(x-y) = x^2 - y^2$$



Определите принадлежит ли точка


$$M\left(\frac{2}{3}; 1\frac{2}{3}\right)$$

графику функции $y = -3x + 2,5$



$$\begin{array}{r} 1 \\ 2500 \\ \times 42 \\ \hline 210 \\ + 84 \\ \hline 10500 \end{array}$$

$$\begin{array}{l} 2 \times 2 = 4 \\ 3 \times 3 = 9 \\ 4 \times 4 = 16 \\ 5 \times 5 = 25 \\ 6 \times 6 = 36 \\ 7 \times 7 = 49 \\ 8 \times 8 = 64 \\ 9 \times 9 = 81 \end{array}$$



$$\frac{a}{\sin A} = \frac{b}{\sin B} = \frac{c}{\sin C}$$

$$\frac{a}{c} + \frac{b}{c} = \frac{a+b}{c}$$

$$\sin 90^\circ = 1$$




$$\begin{cases} y = \sin 90 \\ x = 25y + 45 \end{cases}$$

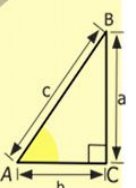
$$\begin{cases} y = 1 \\ x = 25 + 45 \\ \hline x = 70 \end{cases}$$

$$(x+y)(x-y) = x^2 - y^2$$




$$M\left(\frac{2}{3}; 4\frac{1}{2}\right)$$

$$y = -3x + 2,5$$


$$x = \frac{2}{3};$$

$$y = -3 \cdot \frac{2}{3} + 2,5 = -2 + 2,5 = 4,5$$

Верно. Точка принадлежит графику.

$$\begin{array}{r} 1 \\ 2500 \\ \times 42 \\ \hline 210 \\ + 84 \\ \hline 10500 \end{array}$$

$$\frac{a}{\sin A} = \frac{b}{\sin B} = \frac{c}{\sin C}$$

$$\frac{a}{c} + \frac{b}{c} = \frac{a+b}{c}$$

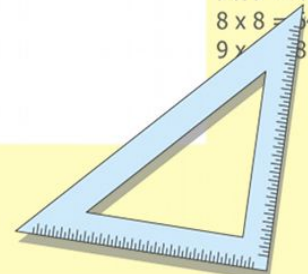
$$\sin 90^\circ = 1$$



$$\begin{cases} y = \sin 90 \\ x = 25y + 45 \end{cases}$$

$$\begin{cases} y = 1 \\ x = 25 + 45 \\ \hline x = 70 \end{cases}$$

$$(x+y)(x-y) = x^2 - y^2$$



- 2 x 2 = 4
- 3 x 3 = 9
- 4 x 4 = 16
- 5 x 5 = 25
- 6 x 6 = 36
- 7 x 7 = 49
- 8 x 8 = 64
- 9 x 9 = 81

