

Анимированный плакат

Письменные буквы  
русского алфавита



Аа <b>Аа</b>	Бб <b>Бб</b>	Вв <b>Вв</b>	Гг <b>Гг</b>	Дд <b>Дд</b>
Ее <b>Ее</b>	Ёё <b>Ёё</b>	Жж <b>Жж</b>	Зз <b>Зз</b>	Ии <b>Ии</b>
Йй <b>Йй</b>	Кк <b>Кк</b>	Лл <b>Лл</b>	Мм <b>Мм</b>	Нн <b>Нн</b>
Оо <b>Оо</b>	Пп <b>Пп</b>	Рр <b>Рр</b>	Сс <b>Сс</b>	Тт <b>Тт</b>
Уу <b>Уу</b>	Фф <b>Фф</b>	Хх <b>Хх</b>	Цц <b>Цц</b>	Чч <b>Чч</b>
Шш <b>Шш</b>	Щщ <b>Щщ</b>	Ъъ <b>Ъъ</b>	Ыы <b>Ыы</b>	Ьь <b>Ьь</b>
Ээ <b>Ээ</b>	Юю <b>Юю</b>	Яя <b>Яя</b>		


A a

A a



a



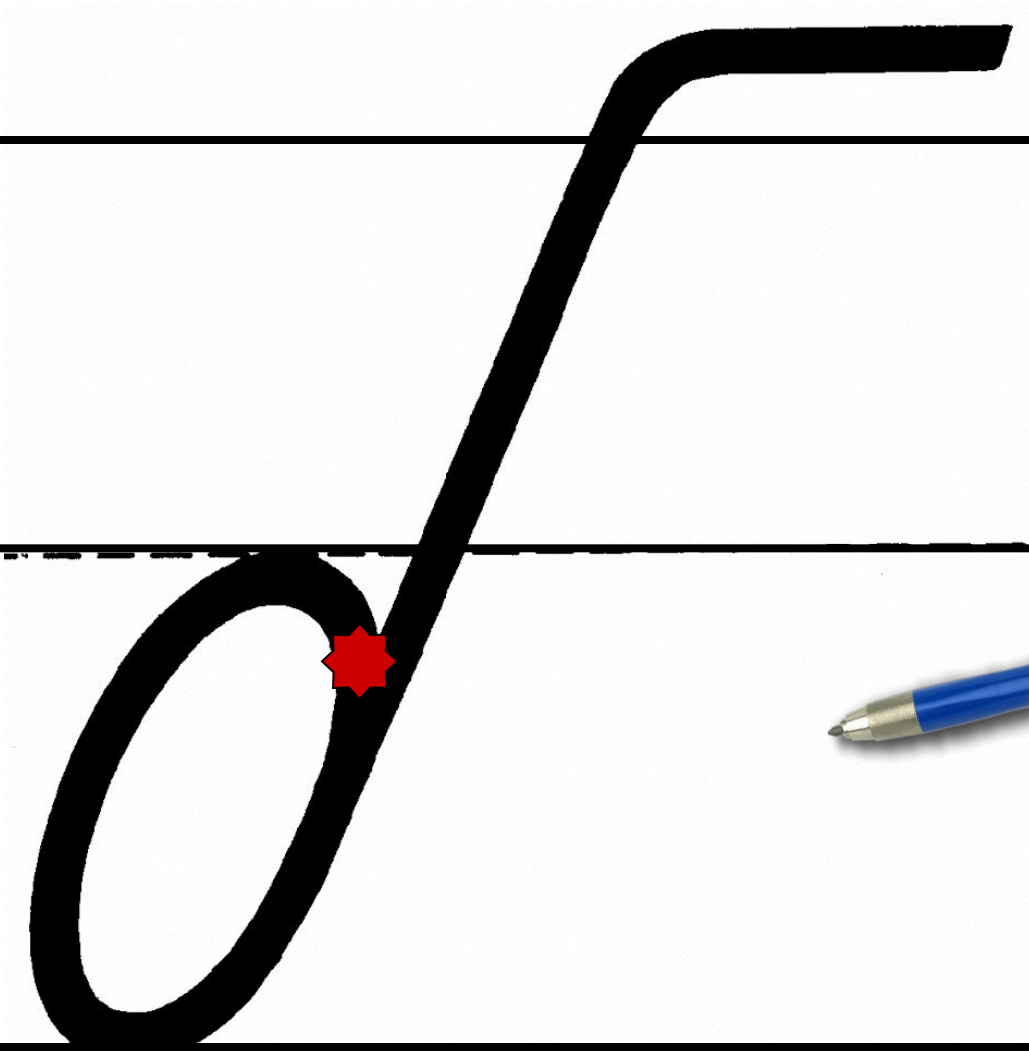



Б б

Б

б










**B B**

*B b b*






6



B






T t



2





Дд




Dd





g





E e


E

e



e





E e


Ë

ë



e







Ж ж

Ж

ж




---

---

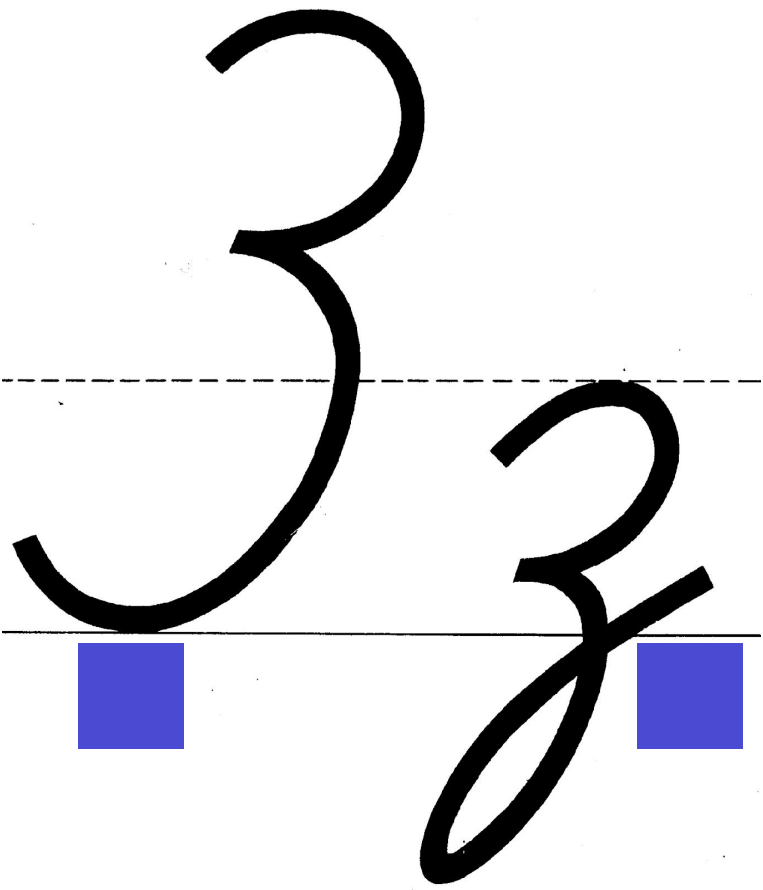
---

2K





3 3



---

3

---

---



3



И И

И И

и и





u






21







Kk

Kk



Handwritten cursive letter 'k' with two red starburst markers indicating stroke direction.



Handwritten cursive letter 'K' on a four-line grid. Two red starburst markers indicate the starting points of the strokes: one at the top of the vertical stem and another at the junction where the stem meets the loop.



Л л

Л

л



Handwritten letter 'k' on a four-line grid. A red starburst is at the starting point of the stroke on the bottom line.





Handwritten cursive letter 'A' on a four-line grid. A red starburst icon is at the starting point of the letter on the bottom line.



M M

M M m m



---


---

---

π



Handwritten cursive letters 'M' and 'A' on a four-line grid. A red starburst marks the starting point of the 'M' at the bottom left line.



Н Н

Н

Н



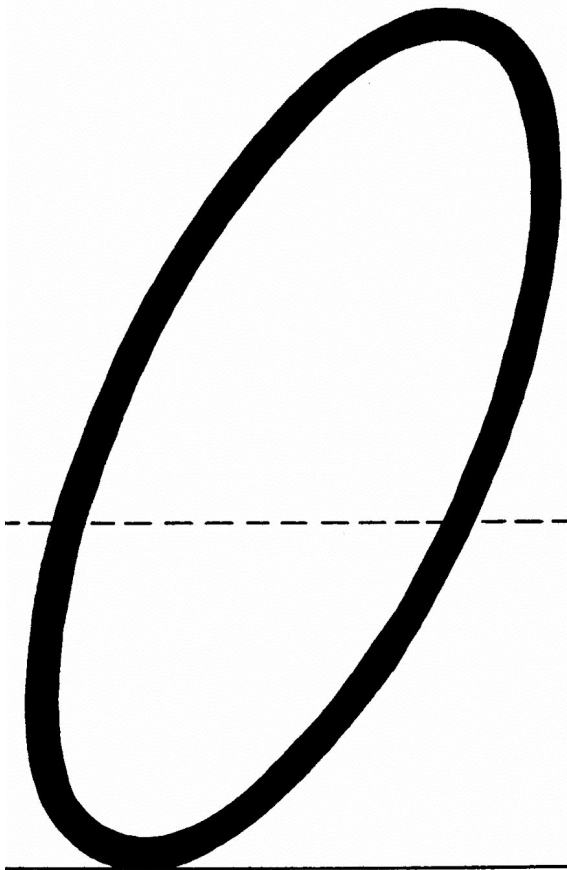



Handwritten letter 'H' on a four-line grid. A red starburst is placed at the top of the left vertical stroke, indicating the starting point for writing.



H







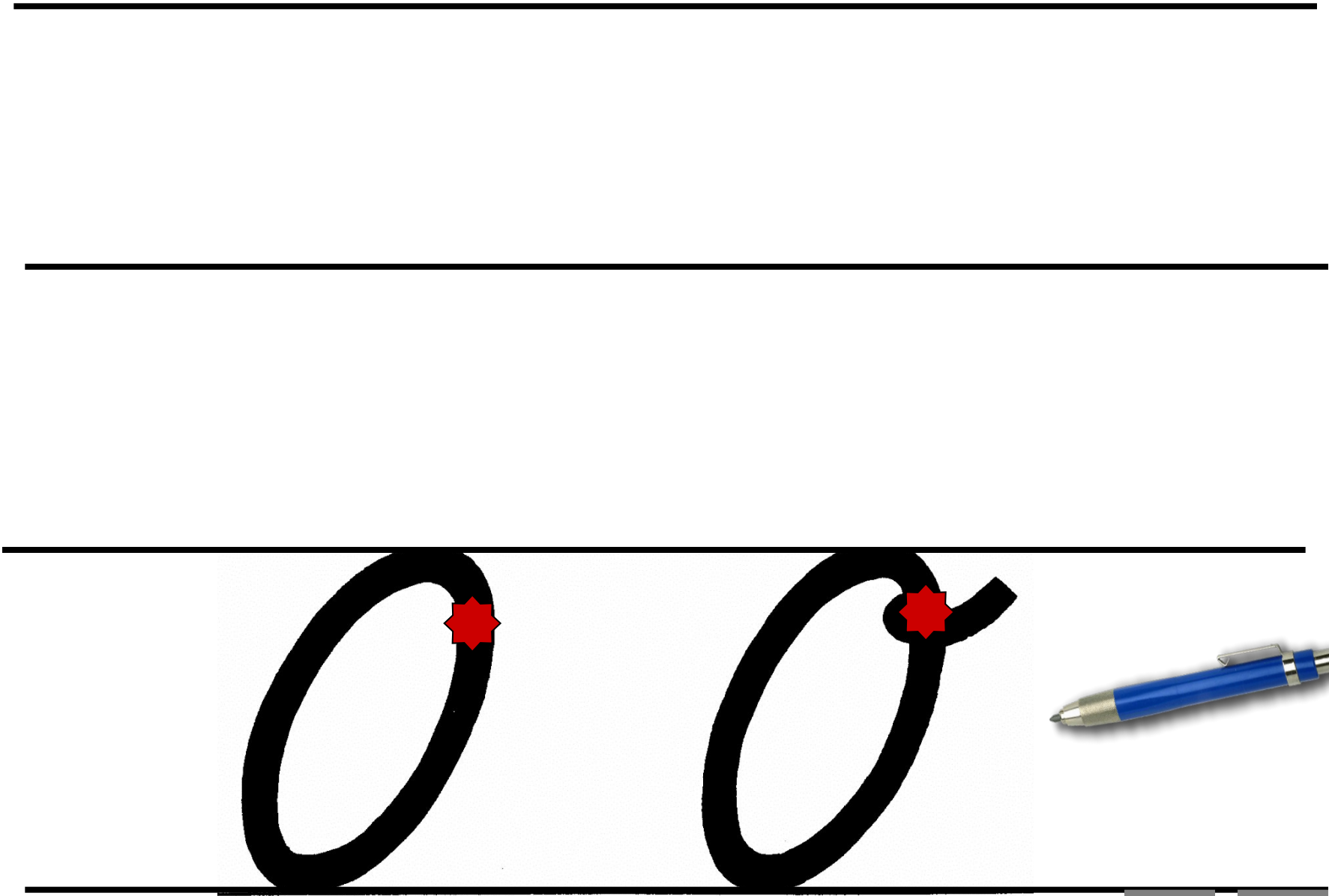
---

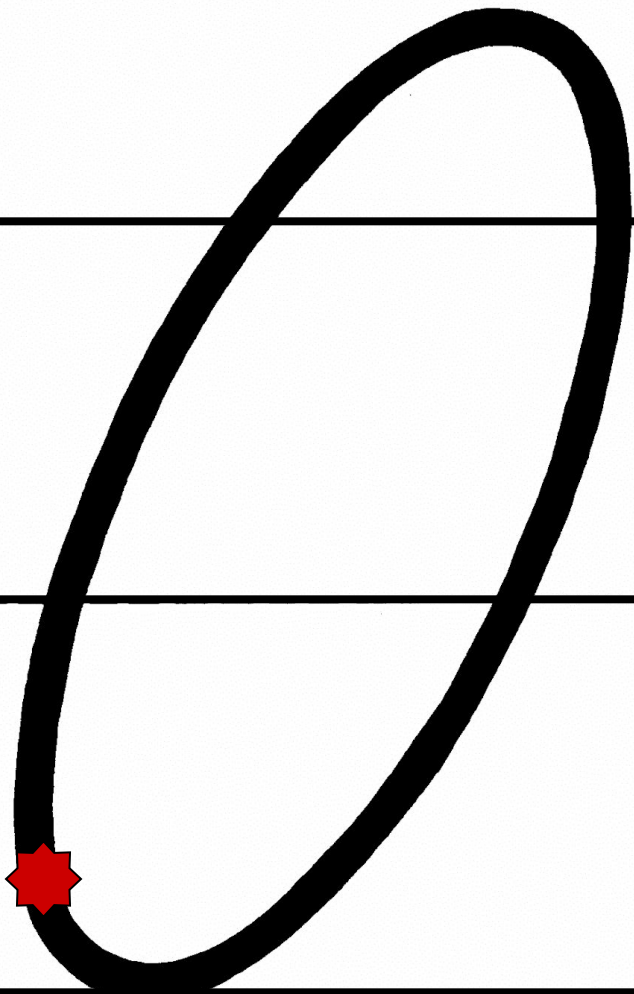
---

0

o









H h




12

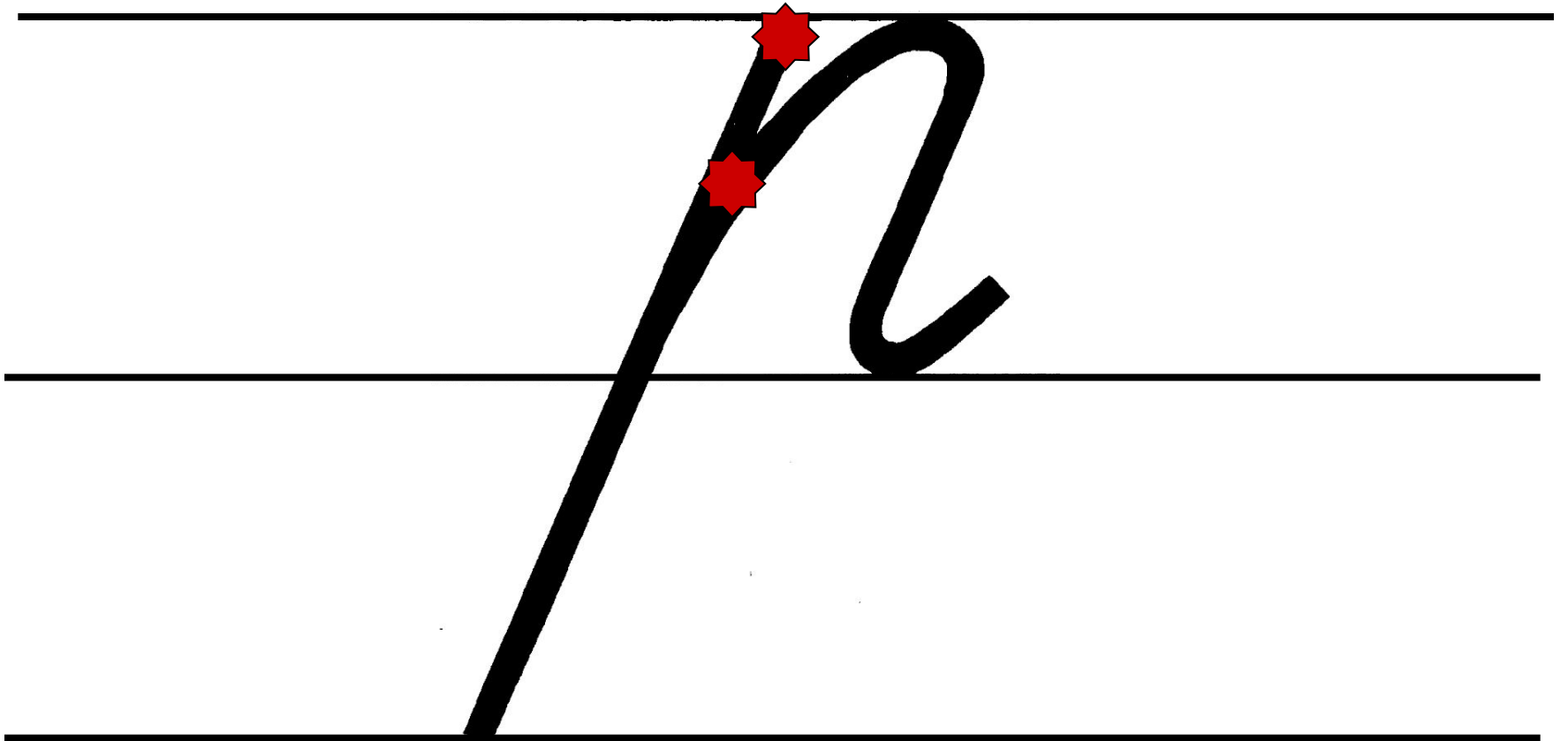


Handwritten cursive letter 'N' on a four-line grid. The letter is drawn in thick black ink. Three red starburst markers indicate the starting points of the strokes: one at the top left of the first curve, one at the top of the first vertical stroke, and one at the top of the second vertical stroke.



Pp







*F*



Cc

Cc



C



É



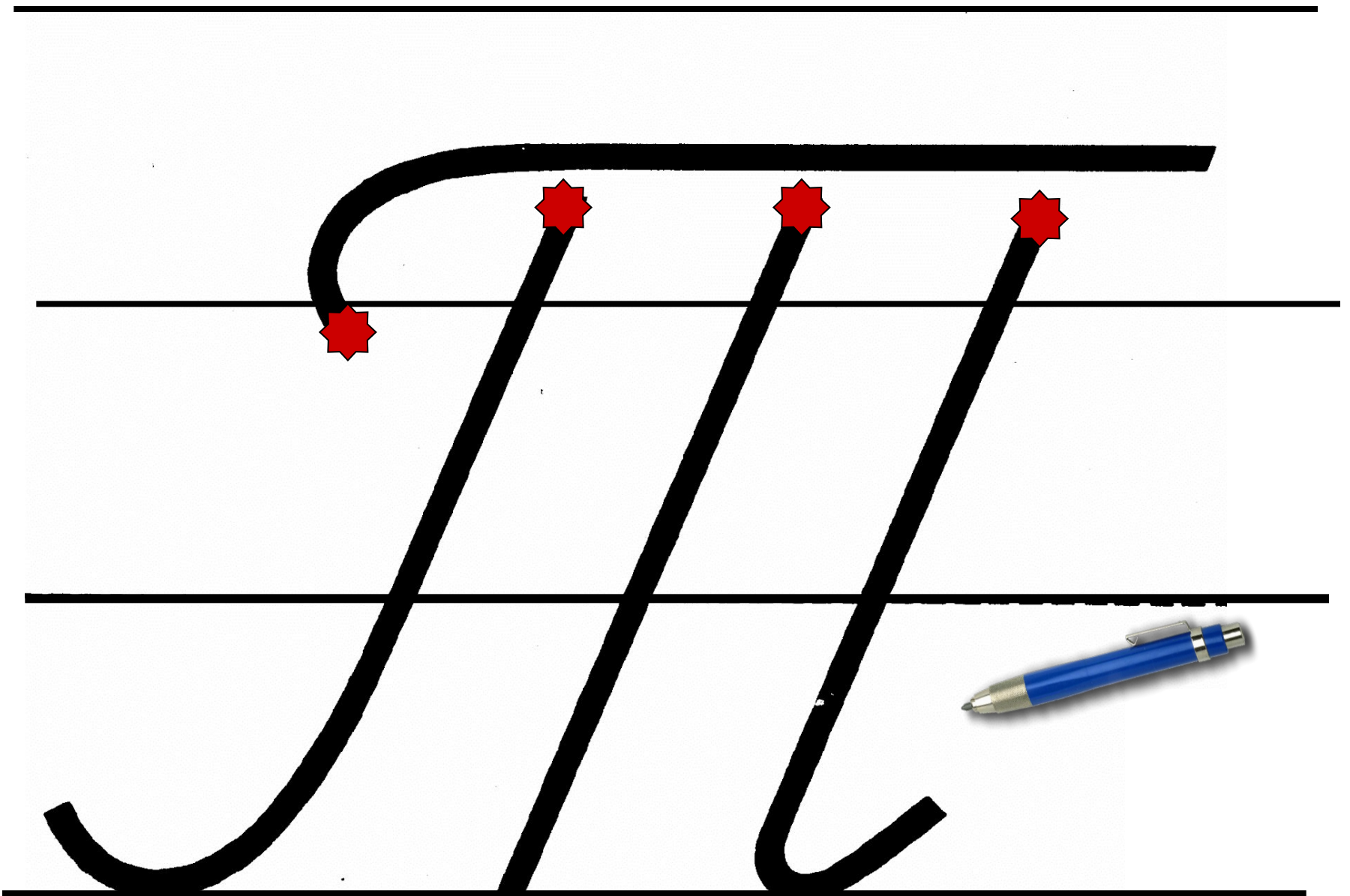
T t

T t



Handwritten cursive letter 'm' on a four-line grid. A red starburst icon is placed at the top of the first vertical stroke to indicate the starting point.





yy

y y






y



g




Ф ф

Ф ф





g



X x

X



x



---

---

---

x



Handwritten cursive letter 'x' on a four-line grid. The letter is drawn with a thick black stroke. Two red starburst markers are placed at the top of the letter, one on the left and one on the right, indicating the starting points of the two main strokes. The letter starts at the top line, goes down to the bottom line, loops back up to the top line, and then loops back down to the bottom line.






Ц ц

Ц ц

Ц ц



Uy



Handwritten cursive letters 'D' and 'G' on a set of five horizontal lines. A red starburst icon is placed at the top of the 'D' to indicate the starting point of the stroke.



44

4

4




7



Handwritten cursive letter 'y' on a four-line grid. A red starburst marks the starting point at the top line.





W

w





Handwritten cursive letters 'm' and 'n' on a four-line grid. A red starburst is placed at the top of the first 'm' stroke.





21





u y



W



b


b



---

---

---



Ы I

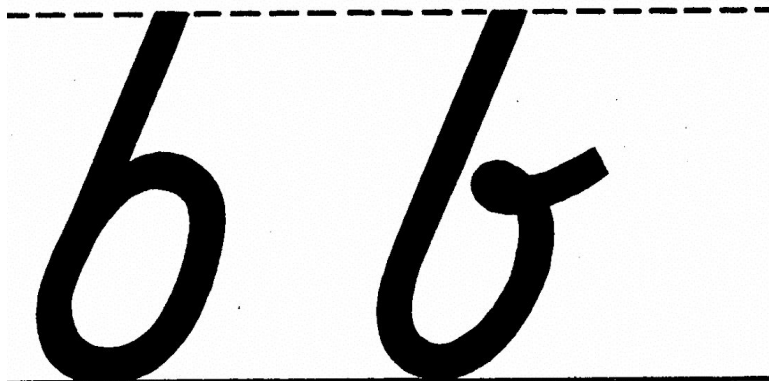

Ы I



64







6




6



Э э

Э э





3



Ю ю

Ю

Ю Ю



HO





10



10



Я Я

Я

я



g



g



# Используемые материалы:

1. Голованов Ф.Г. *Демонстрационные карточки печатных и письменных букв*. М., Просвещение, 1971 г.
2. <http://www.lenagold.ru/fon/clipart/k/kar/karanda16.png> (картинка с изображением ручки)
3. [www.it-n.ru/communities.aspx?cat\\_no=5025&lib\\_no=23224&tmpl=lib](http://www.it-n.ru/communities.aspx?cat_no=5025&lib_no=23224&tmpl=lib) (шаблон с изображением школьной доски)



**Завершить показ**