

0.3

In the classroom

I can talk about classroom objects and understand classroom instructions.



















LOOK!

a book, a pencil
an apple, an umbrella

Write *a* or *an* before the words.

					a	an
 eye	 egg	 table	 animal	 window		
 umbrella	 orange	 board	 bike	 doll		
 ball	 ruler	 apple	 elephant			

1 a notebook

2 an apple

3 a pencil

4 a egg

5 a ruler

6 a elephant

7 a book

8 a orange

n

n

LOOK!

a pencil

six pencils

an orange


two oranges

a box

four boxes

a sandwich

two sandwiches



LOOK!

a pencil

six pencils

an orange

two oranges

a box

four boxes

a sandwich

two sandwiches

?

snake

+ S

+ ES

LOOK!

a pencil

six pencils

an orange

two oranges

a box

four boxes

a sandwich

two sandwiches



Look at the picture. How many of these objects can you see in Jen's bag?

1 notebook?

2 pencil sharpener?

3 rubber?

4 sandwich?

5 coloured pencil?

6 pencil case?

Three notebooks.

Two pencil

sharpener.

Two

sandwiches.

Eighteen

coloured pencils.

One pencil

case.

Vocabulary Classroom objects



board

bin

desk

clock

chair



Vocabulary Classroom objects

bin board chair clock desk

How many of these objects can you find in your room?

chair



clock




desk



bin



board



LOOK!

It's a pencil.


They're pencils.




scissors

It's a

They're





LOOK! It's a pencil.
They're pencils



1 It's a 

2 They're 



3 



4 

5 

6 



Stand up.


Не могли бы вы повторить это? Посмотрите на фото. Поработайте в парах. Я готов. Вы можете мне помочь? Закройте книги. Откройте книги. Послушайте историю. Встаньте. Как будет "книга" по-английски? Напиши своё имя. Прочитай текст. Садитесь.

Communication Classroom language

Close your books.
Listen (*to the story*).
Look (*at the photo*).
Open your books.
Read (*the text*).
Sit down.
Stand up.

Work in pairs.
Write (*your name*).

Can you help me?
Can you repeat (that)?
I'm ready.
What's *kredka* in English?



Read the text.

A



B



C



On your mark... get set...
GO FOR JESUS!

D





Who usually says these?





Can you
help me?

teacher

student



1.15 Match 1-5 to a-e. Listen and check. Act out the dialogues in pairs.

- 1 Can you repeat that, please?
- 2  Can you help me, Miss?
- 3  How do we say *elefante* in English?
- 4  I'm ready!
- 5  What does *amazing* mean?

a We say *elephant*.

b Good. Class, are you ready too?

c It means *really good*.

d Yes, Maria. How can I help you?


e Yes, Tomas. Giraffe. Giraffe. OK?



10 Game! Be a teacher. Tell other students what to do. Use the expressions in the Communication box.



*Write your name,
please.*



0.3 In the classroom

1 Circle the correct answer.



1 pencil sharpener /
pencil case



2 rubber / pen



3 notebook / ruler



4 pencil / scissors



5 book / sandwich



6 coloured pencil /
pencil case

LOOK! a book, a pencil
an apple, an umbrella

2 Circle the correct word.

- | | |
|-------------------|-------------------|
| 1 a / an apple | 4 a / an notebook |
| 2 a / an pencil | 5 a / an egg |
| 3 a / an sandwich | 6 a / an box |

LOOK! a pencil six pencils
an orange two oranges
a box four boxes
a sandwich two sandwiches

3 Complete with the plural form of the words in Exercise 2.

- | | |
|---------------------|---------------|
| 1 two <u>apples</u> | 4 seven _____ |
| 2 three _____ | 5 four _____ |
| 3 five _____ | 6 six _____ |

4 Find and circle five words in the wordsnake.



LOOK! It's a pencil.
They're pencils.

5 Complete with It's or They're.

- | | |
|----------------------|-----------------|
| 1 <u>It's</u> a bin. | 4 _____ a desk. |
| 2 _____ clocks. | 5 _____ chairs. |
| 3 _____ a board. | 6 _____ bins. |

2 Classroom language

Close your books. Work in pairs.
Listen (to the story). Write (your name).
Look (at the photo).
Open your books. Can you help me?
Read (the text). Can you repeat (that)?
Sit down. I'm ready.
Stand up. What's kredo in English?

LOOK! Can you help me, please?
Stand up, please!

6 Read the expressions. Who usually says them?
Circle T (teacher) or S (student).

- | | |
|-------------------------------|--------------|
| 1 Open your books. | <u>T</u> / S |
| 2 Can you help me, please? | T / S |
| 3 Stand up. | T / S |
| 4 Work in pairs. | T / S |
| 5 What's elephant in English? | T / S |
| 6 Write your name. | T / S |

7 Put the dialogue in the correct order.

- | |
|--|
| a <input type="checkbox"/> Can you repeat that, please? |
| b <input type="checkbox"/> What does brilliant mean? |
| c <input type="checkbox"/> It means very good. |
| d <input type="checkbox"/> Hello, Mrs Gold. Can you help me, please? |
| e <input type="checkbox"/> Yes, Tom. How can I help? |
| f <input type="checkbox"/> Yes. It means very good. |

Quizlet

0.3 Classroom vocabulary

0.3 classroom objects

ВЗНАНУЯ

gg1 0.3 classroom vocabulary

0.3 Classroom objects

1. desk >

2. egg >

3. parent >

4. bus >

5. dress >

6. glass >

7. dish >

8. brush >

9. bench >

10. beach >

11. box >

12. fox >

13. hero >

14. tomato >

15. buffalo >

16. mango >

1. A tiger - Two

2. A lion - Two

3. A mango - Two

4. A fish - Two

5. A hen - Two

6. A banana - Two

7. A glass - Two

8. A bus - Two

9. A box - Two

10. A dress - Two

11. A bench - Two

12. A horse - Two

13. A dog - Two

14. A book - Two

15. A fox - Two

16. A pencil. Two