



Are you ready
to play?



PLAY

Directions

Directions

- You will need 2 players or groups. You can split your class into two groups and play that way.
- Keep track of each teams point.

1st player

2nd player

Sight word **see**?

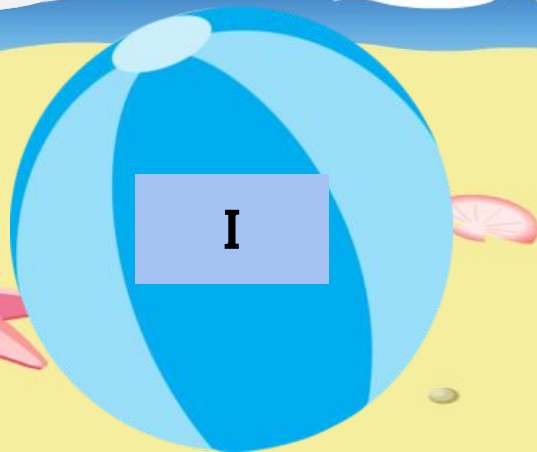


see

It's the **red** ball.

- Take turns to find the sight word for each round.
- Identify your answer by the color of the ball.
- If the player/team finds the right sight word, they get a point and move on to the next question. The other player/team starts the next round.
- If the player/team gets the wrong answer, the other player/team gets to try.
- Try to get as many points as possible to win the game.
- Good luck!

Play game



NICE
TRY



Try again




KEEP GOING

Next




we



to



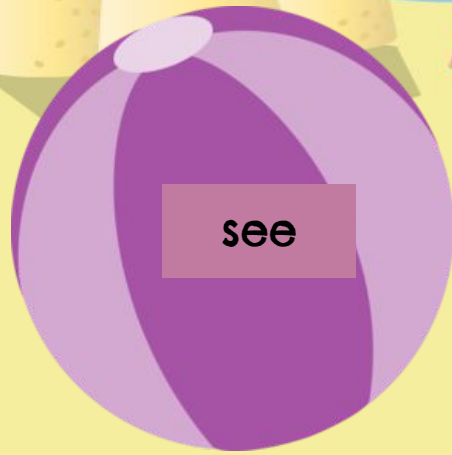
the



like



play



see



NICE
TRY




Try again




KEEP GOING

Next



we



to



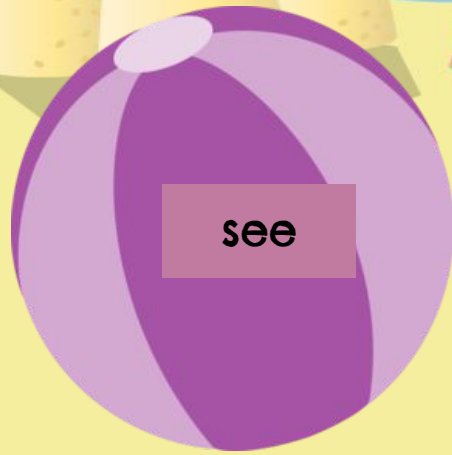
the



like



play



see



NICE
TRY




Try again




KEEP GOING

Next



we



to



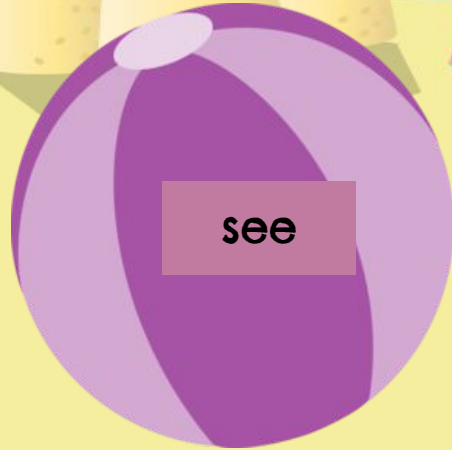
the



are



you



see



NICE
TRY

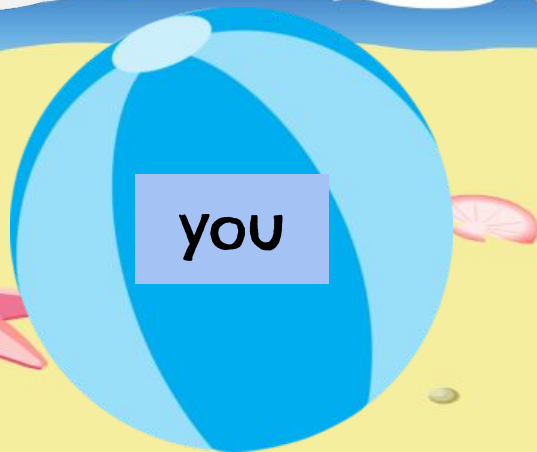



Try again



KEEP GOING

Next



NICE
TRY



Try again




KEEP GOING

Next



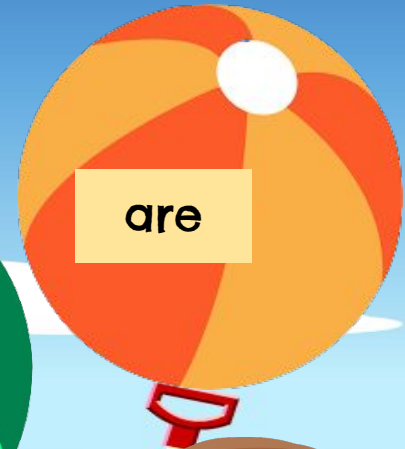
we



to



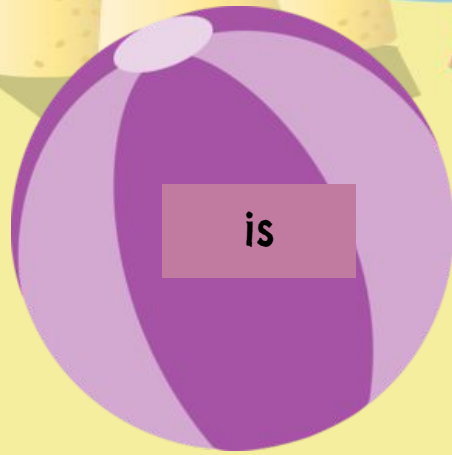
for



are



you



is



NICE
TRY

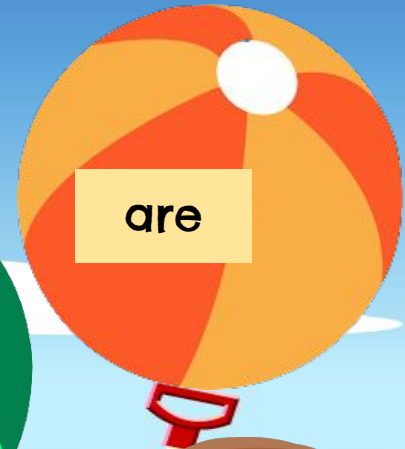




Try again



KEEP GOING

Next



NICE
TRY



Try again




KEEP GOING

Next




we



to




for



the



you



is



NICE
TRY



Try again




KEEP GOING

Next




are



to




for



and



you



is



NICE
TRY



Try again




KEEP GOING

Next




are




do




go



and



to



is



NICE
TRY





Try again



KEEP GOING

Next



NICE
TRY



Try again



KEEP GOING

Next



for



this



go



what



have



is



NICE
TRY



Try again



KEEP GOING

Next



for



this



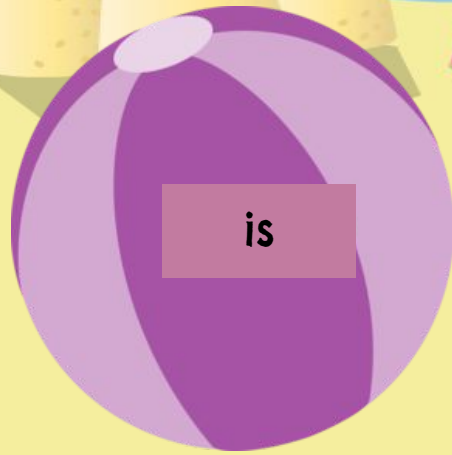
go



what



have



is



NICE
TRY



Try again



KEEP GOING

Next




for



this




go



what



have



is



NICE
TRY



Try again



KEEP GOING

Next




for



this




go



what



have



is



NICE
TRY



Try again



KEEP GOING

Next



for



this



go



was



have



has



NICE
TRY



Try again



KEEP GOING

Next



for



this



go



was



have



has



NICE
TRY



Try again



KEEP GOING

Next



look



this



go



was



little



has



NICE
TRY




Try again



KEEP GOING

Next



look



said



she



was



little



has



NICE
TRY



Try again




KEEP GOING

Next



look



with



she



was



little



has



NICE
TRY




Try again




KEEP GOING

Next



look



with



she



was



little



has



NICE
TRY



Try again




KEEP GOING

Next



he



with



she



here



little



has



NICE
TRY



Try again




KEEP GOING

Next



he



with



she



the



little



here



NICE
TRY



Try again




KEEP GOING

Next



he




with



she



he



little



here



NICE
TRY




Try again



KEEP GOING

Next



NICE
TRY



Try again




KEEP GOING

Next



where



with



she



here



little



what



NICE
TRY



Try again



KEEP GOING

END



Amazing Job!

PLAY AGAIN