

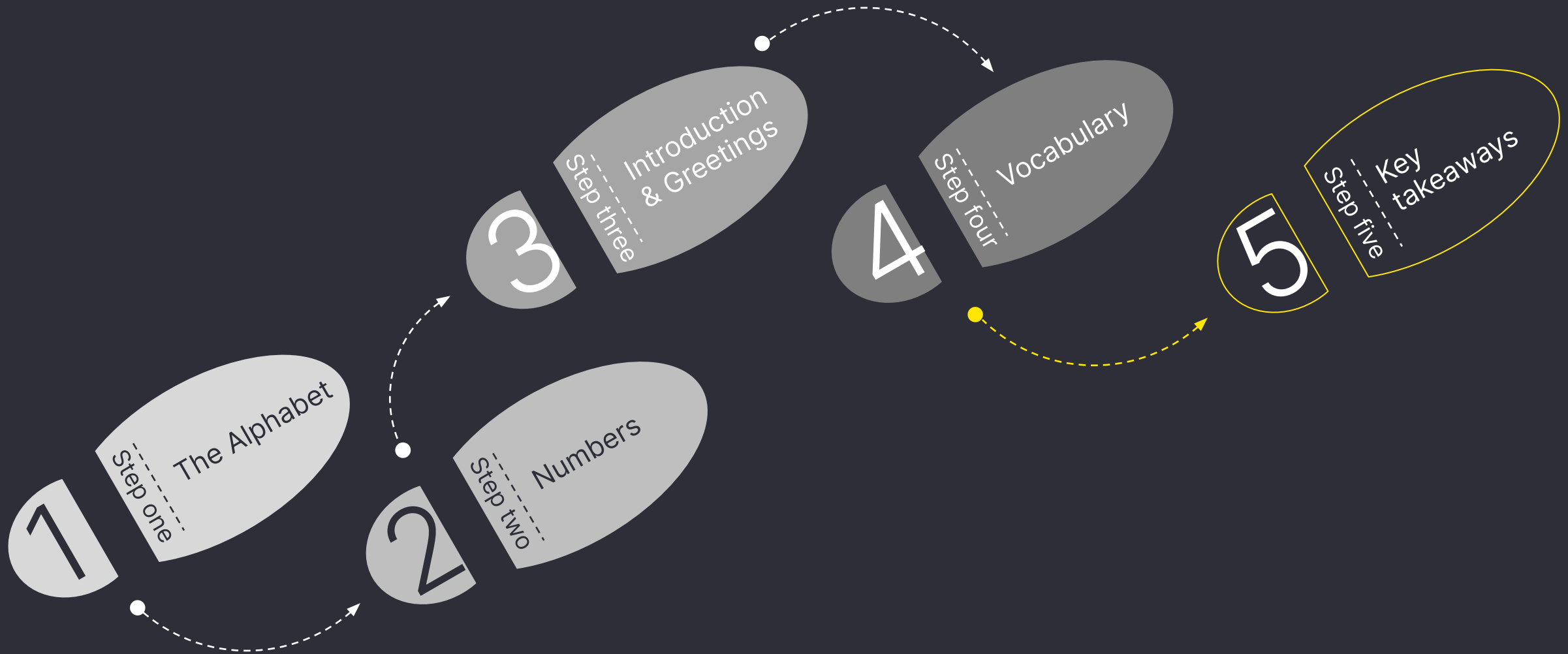
Lesson 1

November 1st 2020

The EY logo consists of the letters 'EY' in a bold, white, sans-serif font. A yellow triangle is positioned above the 'Y', pointing towards the top right.

Building a better
working world

Agenda





The Alphabet



Step 1. The Alphabet / “ABC”

Aa **Bb** **Cc** **Dd** **Ee** **Ff** **Gg**

Hh **Ii** **Jj** **Kk** **Ll** **Mm** **Nn**

Oo **Pp** **Qq** **Rr** **Ss** **Tt** **Uu**

Vv **Ww** **Xx** **Yy** **Zz**

! Click [here](#) to hear the sounds

A large, bold yellow number '2' is positioned on the left side of the image. The background is a dark grey field filled with various numbers (0-9) in a lighter grey, semi-transparent font, creating a dense, textured effect. The numbers are scattered and vary in size and orientation, giving the impression of a digital or data-driven environment.

2

Numbers

Step 2. Numbers

1	one	11	eleven	30	thirty
2	two	12	twelve	40	fourty
3	three	13	thirteen	50	fifty
4	four	14	fourteen	60	sixty
5	five	15	fifteen	70	seventy
6	six	16	sixteen	80	eighty
7	seven	17	seventeen	90	ninty
8	eight	18	eighteen	100	hundred
9	nine	19	ninteen	1,000	thousand
10	ten	20	twenty	1,000,000	million

! Click [here](#) to here the words for numbers



Let`s name the numbers 😊

14

37

22

8

95

106

740

57

A woman with blonde hair, seen from the side, is speaking into a microphone. She is wearing a patterned top. In the background, a blurred audience of people is seated in a conference room. A large, bright yellow number '3' is overlaid on the left side of the image, partially obscuring the speaker's face and shoulder.

Introduction & Greetings

Introduction & Greetings

Greetings

- Hello !
- Hi !
- Good morning!
- Good afternoon!
- Good evening!



Goodbyes

- Goodbye!
- Bye!
- See you!
- See you later!
- Good night!



Introductions

- My name is
- I come from
- I am ... years old.

How do you spell your name?



4

Vocabulary



Vocabulary

Числительные

- 1 one
- 2 two
- 3 three
- 4 four
- 5 five
- 6 six
- 7 seven
- 8 eight
- 9 nine
- 10 ten
- 11 eleven
- 12 twelve
- 13 thirteen
- 14 fourteen
- 15 fifteen
- 16 sixteen
- 17 seventeen
- 18 eighteen
- 19 nineteen
- 20 twenty

...

Существительные

- number = номер
- introduction = представление
- greeting = приветствие
- name = имя
- morning = утро
- afternoon = вторая половина дня
- evening = вечер
- night = ночь
- year = год
- month = месяц
- week = неделя
- day = день

Прилагательные

- old = старый
- good = хороший
- x
- bad = плохой

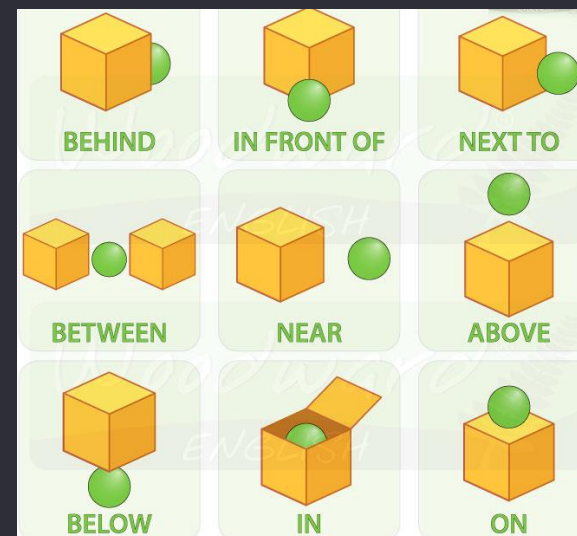
Глаголы

- to see = видеть
- x
- to look = смотреть

to be = быть

- I am
- You are
- It, She, He is
- We are
- You are
- They are

Предлоги



- behind = из
- in front of = напротив
- next to = рядом
- between = между
- near = вблизи
- above = над
- below = под
- in = в
- on = на
- from = из


A hand in a dark suit jacket points towards a glowing lightbulb in the center. Several other lightbulbs are visible in the background, some glowing and some not. The overall scene is dimly lit, emphasizing the central glowing bulb.

5

Key takeaways

Things I recommend to do 😊

1. Повторить алфавит (1x будет достаточно 😊)
2. Посчитать на английском и прописать числительные в словах (2x в неделю)
3. Приветствовать друг друга на английском
4. Пробегаться по списку новых слов, выученных в течение урока (*up to you* 😊)



Thank you for your time

