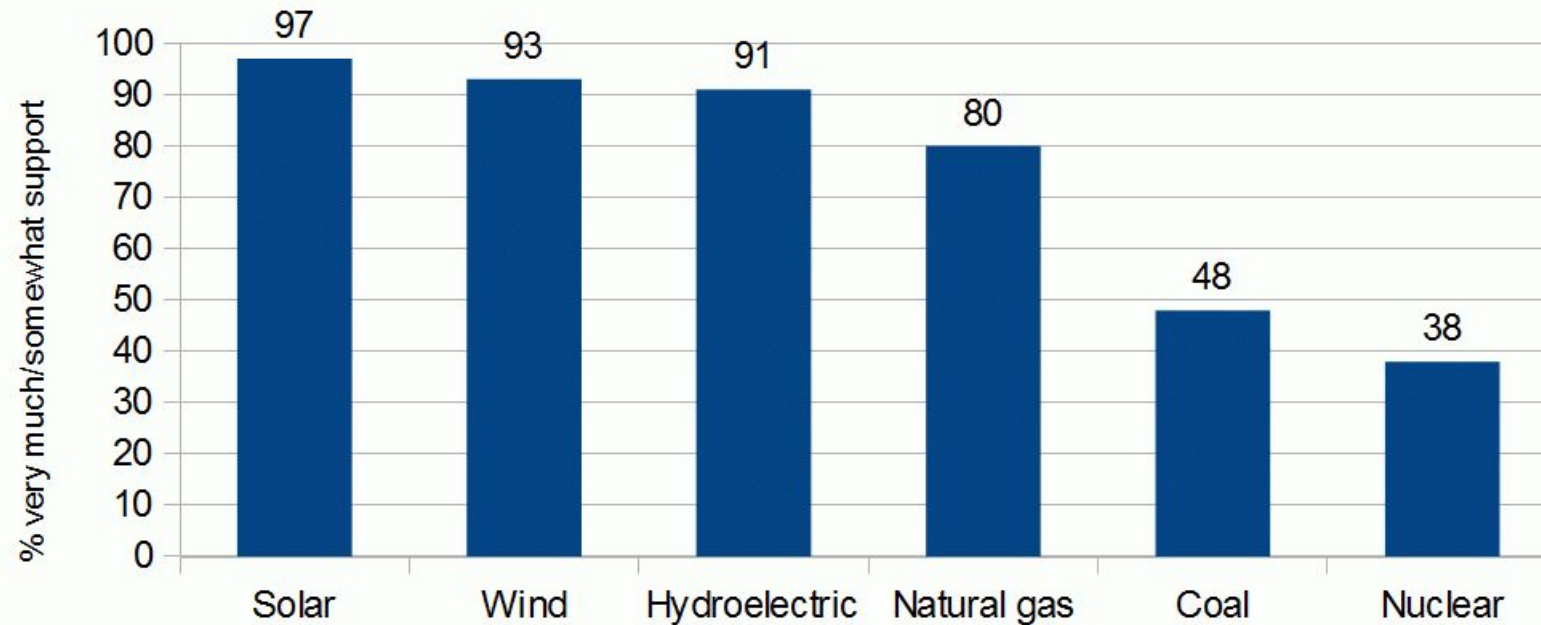






Global public support for energy sources

"Please indicate whether you strongly support, somewhat support, somewhat oppose, or strongly oppose each way of producing energy"



Source: Ipsos, May 2011

Non-renewable energy

What are non-renewable sources of energy?

- Most of the UK's electricity is generated by power stations that burn coal and gas.
- Our cars use petrol and diesel, which come from oil.

What are fossil fuels?

- Coal, oil and gas are called fossil fuels.
- They are formed from the fossilised remains of prehistoric plants.
- The plants became buried deep under the land and sea, slowly turning into coal, oil and gas over millions of years.

What's the problem?

- Fossil fuels can't be renewed.
- One day, the Earth's reserves of these fuels will run out.
- Scientists think that gases released when fossil fuels burn are causing climate change and pollution.



Electricity

Electricity is needed to make lots of things work, e.g. heating, lighting.

Tall pylons support cables that carry electricity safely to where it's needed. The cables may also run underground.

Coal

At a coal mine, shafts are dug to reach layers of coal deep below the Earth's surface or from open-cast mines on the surface.

Oil and gas

Oil and gas under the sea is collected by special platforms. Oil and gas can be burned to make electricity.

Power stations

Electricity is made in big buildings called power stations. They burn coal or oil to make power. Some power stations produce electricity from nuclear energy.

It's Only Natural

See www.dti.gov.uk/renewables/schools

100% UNITED STATES

Transition to 100% wind, water, and solar (WWS) for all purposes
(electricity, transportation, heating/cooling, industry)



Residential rooftop solar
8%



Solar plant
25%



Concentrated solar plant
7.3%



Onshore wind
30.9%



Offshore wind
17.5%

2050

PROJECTED
ENERGY MIX



Commercial/govt rooftop solar
7.4%



Wave energy
0.4%



Geothermal energy
0.5%



Hydroelectric
3%



Tidal turbine
0%



40-Year Jobs Created

Number of jobs where a person
is employed for 40 consecutive years

Operation jobs:



2,815,850

Construction jobs:



2,285,816

 = 500,000

Energy from renewable sources

2030 **17%**

world wide

2008 **3%**

world wide




2030 **40%**

South Africa

2008 **3%**

South Africa





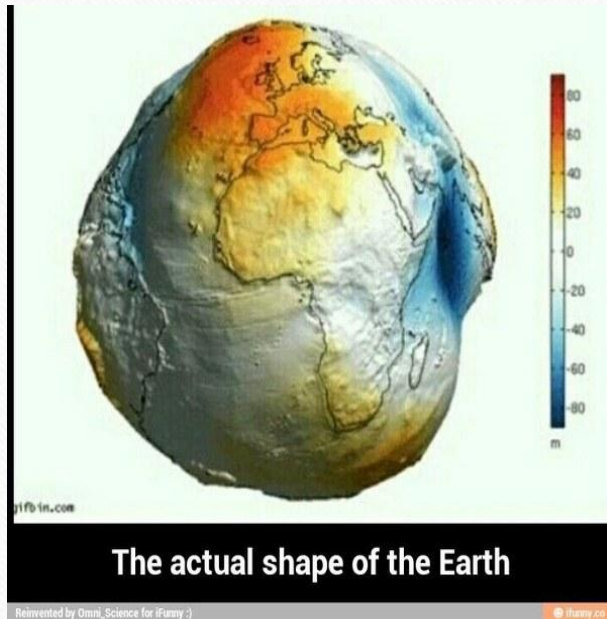
shutterstock

IMAGE ID: 118437637
www.shutterstock.com





BECAUSE



EARTH LIKE POTATO

