

НАСТОЯЩЕЕ ПРОДОЛЖЕННОЕ ВРЕМЯ

Часть 2

ПРАВОПИСАНИЕ ГЛАГОЛОВ



Present continuous

Eating,
washing,
drinking,
sleeping,
reading,
learning,
playing,
keeping.

Riding,
writing,
making,
driving,
rhyming,
hiding,
shining,
diving.

Putting,
winning,
shutting,
sitting,
cutting,
running,
swimming,
knitting.

+ ing	e + ing → ing	*c**v*c + ing → cvccing
eat – eating	have – having	skip – skipping
draw – drawing	leave – leaving	sit – sitting
play – playing	ride – riding	put – putting
fly – flying	write – writing	win – winning
push – pushing	make – making	shut – shutting
throw – throwing	drive – driving	cut – cutting
fight – fighting	hide – hiding	run – running
learn – learning	rhyme – rhyming	swim – swimming
clean – cleaning	shine – shining	knit – knitting
paint – painting	dive – diving	
spend – spending		
catch – catching		
read – reading		
show – showing		

* c – consonant/согласный

** v – vowel/гласный

REMEMBER!

Во времени PRESENT CONTINUOUS к неопределенной форме глагола мы прибавляем окончание **-ing**, напр.:

play — playing

Если глагол оканчивается на **-e**, то в форме с **-ing** отсутствует **-e**, напр.:

write — writing.

Если глагол оканчивается на согласный, перед которым стоит один гласный, то в форме с **-ing** согласный удваивается, напр.:

sit — sitting, put — putting.

ATTENTION!


Если глагол оканчивается на **-w**, **-y**, то удвоения нет, напр.:

show — showing, play — playing.

НАПИШИ ГЛАГОЛЫ В НАСТОЯЩЕМ ПРОДОЛЖЕННОМ ВРЕМЕНИ



1 Добавь к словам-глаголам хвостик *-ing*. Но не всё так просто! Смотри внимательно. Последняя буква удваивается.



0. *run* — *run + n + ing* — *running*

- | | |
|------------------------|-------------------------|
| 1. <i>swim</i> — | 6. <i>hop</i> — |
| 2. <i>sit</i> — | 7. <i>get</i> — |
| 3. <i>put</i> — | 8. <i>cut</i> — |
| 4. <i>clap</i> — | 9. <i>stop</i> — |
| 5. <i>nod</i> — | 10. <i>grin</i> — |

2 Добавь хвостик *-ing*. Смотри внимательно! Последняя буква исчезает!




0. *skate* — *skate + ing* — *skating*

- | | |
|-------------------------|--------------------------|
| 1. <i>dance</i> — | 7. <i>take</i> — |
| 2. <i>come</i> — | 8. <i>drive</i> — |
| 3. <i>wave</i> — | 9. <i>write</i> — |
| 4. <i>close</i> — | 10. <i>shine</i> — |
| 5. <i>ride</i> — | 11. <i>live</i> — |
| 6. <i>make</i> — | 12. <i>have</i> — |

3 Добавь хвостик *-ing*. Просто добавь, ничего не меняй

0. *play* — *playing*

- | |
|------------------------|
| 1. <i>rain</i> — |
| 2. <i>snow</i> — |
| 3. <i>wear</i> — |
| 4. <i>pick</i> — |




ПОДСТАВЬ ГЛАГОЛЫ В ПРОПУСКИ, НЕ ЗАБУДЬ ПРО «ТО ВЕ» !



play, rain, read, sit, stay, wash, watch

This is Sunday afternoon and the Greens are at home. Mr. Green _____ the dishes, Mrs. Green _____ an interesting book. Grandmother and grandfather _____ on the sofa and _____ TV. The children ___ not _____ TV. They are in their room. They _____ computer games. It is very cold outside. It _____ and the Greens _____ at home.


ПОВТОРЯЕМ ЛИЧНЫЕ МЕСТОИМЕНИЯ!



Давай вспомним вместе! Замени слова в скобках на местоимения.



0. (My mum) *She* is cooking now.
1. (Their dogs) are running in the garden.
2. (Sonya) is swimming in the lake.
3. (Ginger and Sonya) are reading an English book.
4. (Batman) is driving his Batmobile.
5. (The boys) are skating on the river.
6. (I and my friends) are wearing warm jackets.
7. (You and your grandpa) are flying the kite.
8. Look! (That dog) is sleeping under the tree.



ДОПИШЕМ СТИХ И БУДЕМ ЕГО ЧИТАТЬ!

Рассмотри картинки и допиши стишок с помощью следующих слов: *sock, making, eating, listening, watching, reading, phone, cook, having.*

It is Sunday afternoon. The Simpsons are at home. What are they all doing?

Daddy is *watching* TV.

Mummy is some tea.

David is a book.

Peter is trying to

Grannie is knitting a


Sarah is to rock.

Bingo is a bone.

Grandpa is using the

Little birds that are up in their nest

are asleep – they are a rest.



**THANK YOU FOR
YOUR ATTENTION!**

