



Иркутская область

МБОУ «Мишелёвская СОШ № 19»

**Урок английского языка
«Welcome to London!»**

**Учитель Борисова Светлана
Ивановна**





Good morning!
I am glad to see you!

How are you?
What colour is your
mood?





Please, remember the rules:



Don't shout!

Sit straight!

Raise your hand!

Be active!

Smile!





**I can read,
I can write,
I can speak English too.
I'd like to go to London!
And what about you?**





Welcome to London!

We are going to

-speak about places of interest,

-play badminton,

-read texts,

-learn interesting facts about London's sights,

-eat ice-cream,

-have a trip to London,

-have a good time together!





double-decker bus





Reading comprehension

1. What is the text about?
2. Choose the best title

- a) Famous British people
- b) London's places of interest
- c) How to get from Moscow to London

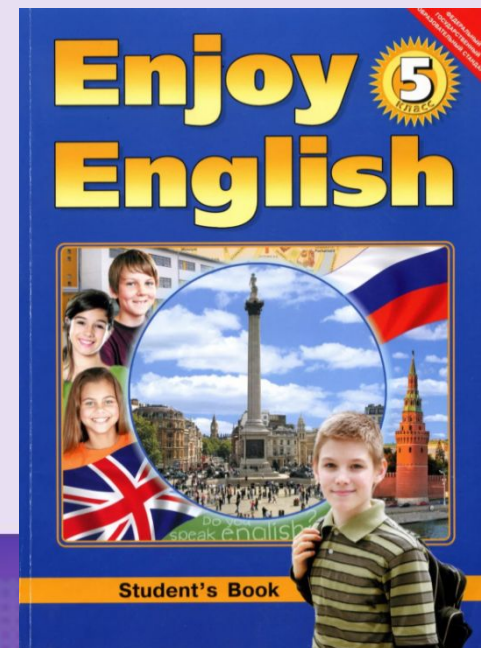






Reading comprehension

3. Find the places of interest and mark them **yellow**

4. Look up the new words in the dictionary





Reading comprehension

5. Read the text aloud.

6. Answer the questions. Use colour pencils.

Example:

1. What country is she from?

She is from the United Kingdom.





Let's have a short rest!

**Up-down, up-down,
Which is the way to London-town?
Where? Where?
High in the air,
Close your eyes
And you are here!**





Reading comprehension

6. Decide whether the statements are true or false. Correct the false ones.





What would you like to do (to see, to visit) in London?







Синквейн

1 строка – одно существительное,
выражающее

главную тему синквейна.

2 строка – два прилагательных, выражающих
главную мысль.

3 строка – три глагола, описывающие
действия в

рамках темы.

4 строка – фраза из 4 слов, выражающая
личное

отношение к теме

5 строка – заключение в форме
существительного

(ассоциация с первым словом).





**Thank you
for your work! Good
bye!**

