

Dates



**Date** [deɪt] -сегодняшний  
-современный  
-финиковый

# What's the time?

## BEONSPEAK

## Clock

**1:35** - It's twenty-five to two  
- It's one thirty-five

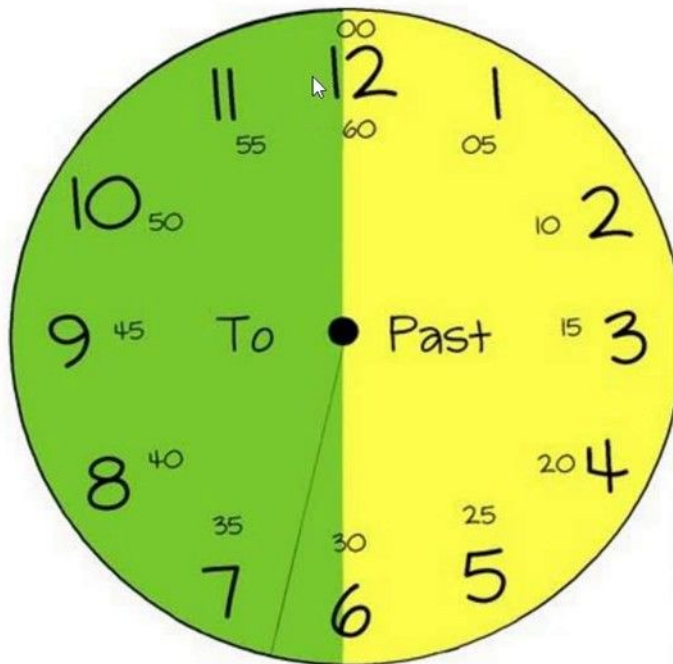
**2:40** - It's twenty to three  
- It's two forty

**3:45** - It's fifteen to four  
- It's quarter to four  
- It's three forty-five

**4:50** - It's ten to five  
- It's four fifty

**5:55** - It's five to six  
- It's five fifty-five

**6:30** - it's half past six  
**8:30** - it's half past eight



**7:05** - It's five past seven  
- It's seven oh five

**8:10** - It's ten past eight  
- It's eight ten

**9:15** - It's fifteen past nine  
- It's quarter past nine  
- It's nine fifteen

**10:20** - It's twenty past ten  
- It's ten twenty

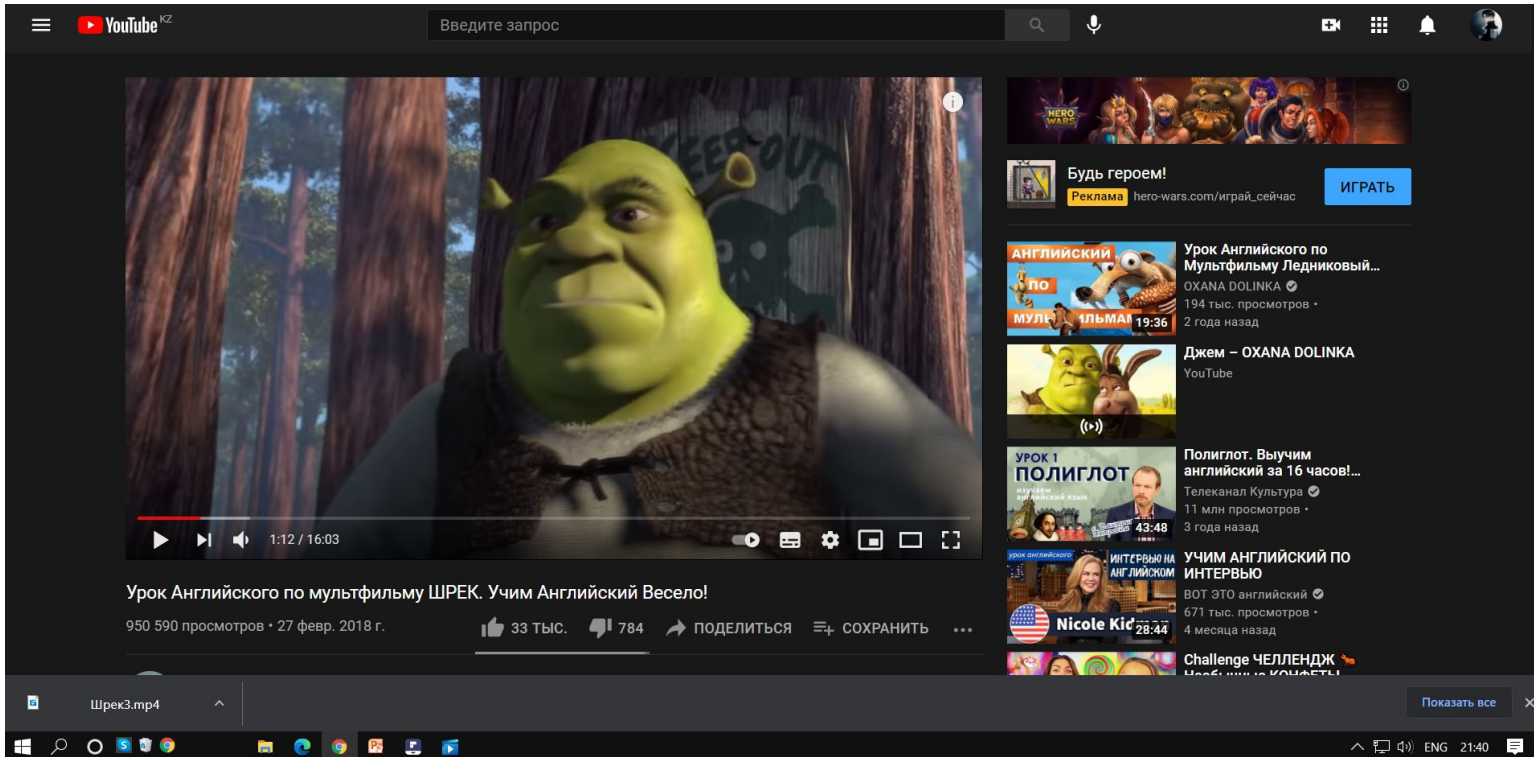
**11:25** - It's twenty-five past eleven  
- It's eleven twenty-five

**2:30** - it's half past two  
**11:30** - it's half past eleven

[https://www.liveworksheets.com/worksheets/en/English as a Second Language \(ESL\)/Telling the time/Time\\_vu1553175jy](https://www.liveworksheets.com/worksheets/en/English_as_a_Second_Language_(ESL)/Telling_the_time/Time_vu1553175jy)

The screenshot shows a digital worksheet titled "What's the time?". It features six analog clock faces arranged in a 3x2 grid. Each clock has a corresponding empty blue box below it for the user to write the time. In the center of the grid, there are six text boxes containing time phrases: "It's half past ten.", "It's eight o'clock.", "It's five o'clock.", "It's eleven o'clock.", "It's half past three.", and "It's half past one." Below these, there are two more text boxes: "It's half past six." and another empty one. The worksheet is displayed within a web browser window. The browser's address bar shows the URL from the top block. The browser interface includes a top bar with "Восстановить" and "Отмена" buttons, a sidebar with social media icons, and a Windows taskbar at the bottom with various application icons and a system clock showing "ENG 21:08".

# Learn English with Shrek!



The screenshot shows a YouTube video player with a dark theme. The main video is a still from the movie Shrek, showing the character Shrek. The video title is "Урок Английского по мультфильму ШРЕК. Учим Английский Весело!". Below the title, it says "950 590 просмотров • 27 февр. 2018 г.". The video player has a progress bar at 1:12 / 16:03. To the right of the video, there is a sidebar with recommended videos. The first recommendation is "Будь героем!" with a blue "ИГРАТЬ" button. Below it are several other video thumbnails with titles in Russian, including "Урок Английского по Мультфильму Ледниковый...", "Джем – ОХАНА DOLINKA", "Полиглот. Выучим английский за 16 часов!", "УЧИМ АНГЛИЙСКИЙ ПО ИНТЕРВЬЮ", and "Challenge ЧЕЛЛЕНДЖ".

YouTube КЗ

Введите запрос

Шрек3.mp4

Урок Английского по мультфильму ШРЕК. Учим Английский Весело!

950 590 просмотров • 27 февр. 2018 г.

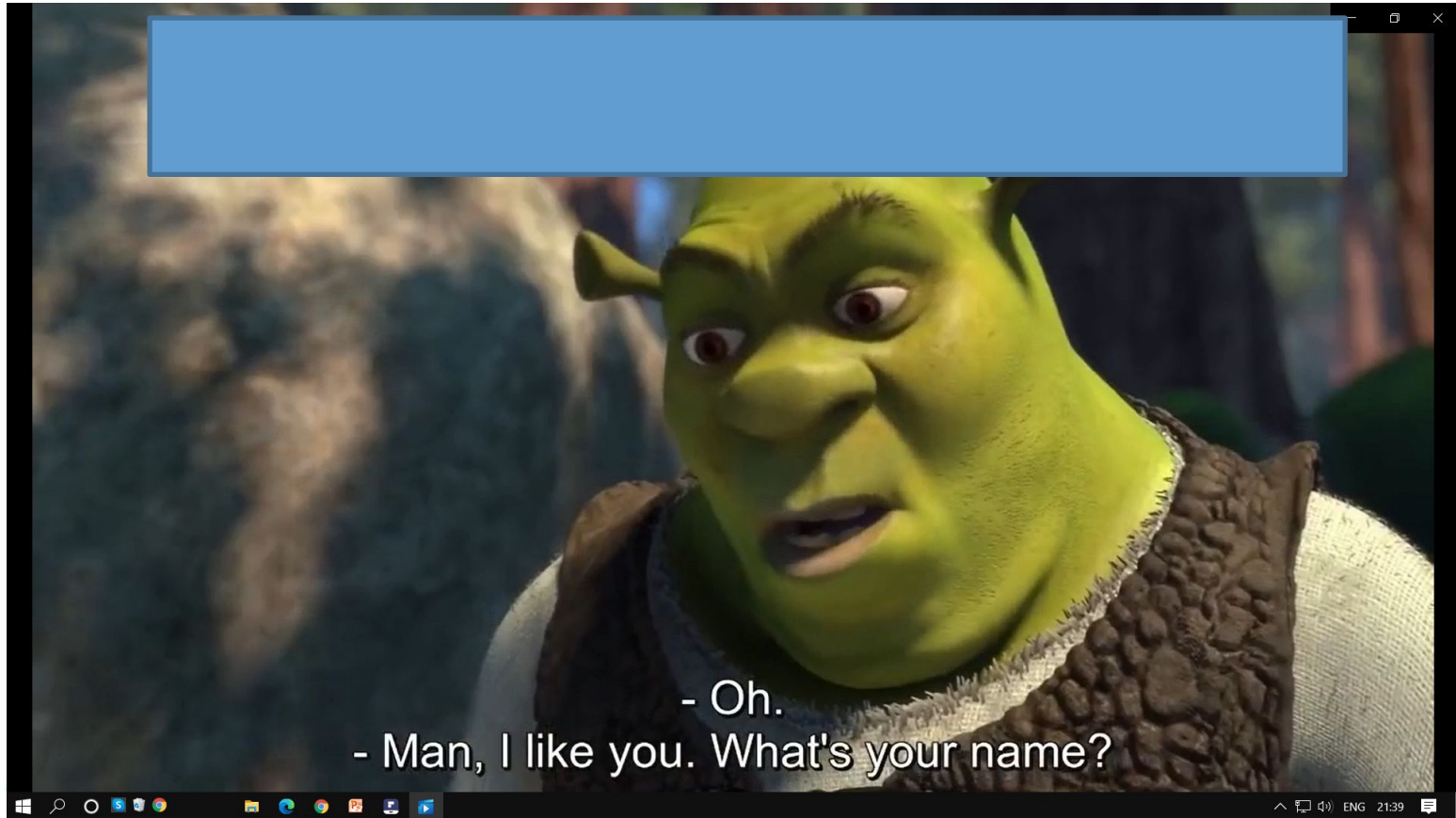
33 тыс. 784

ПОДЕЛИТЬСЯ СОХРАНИТЬ

Показать все

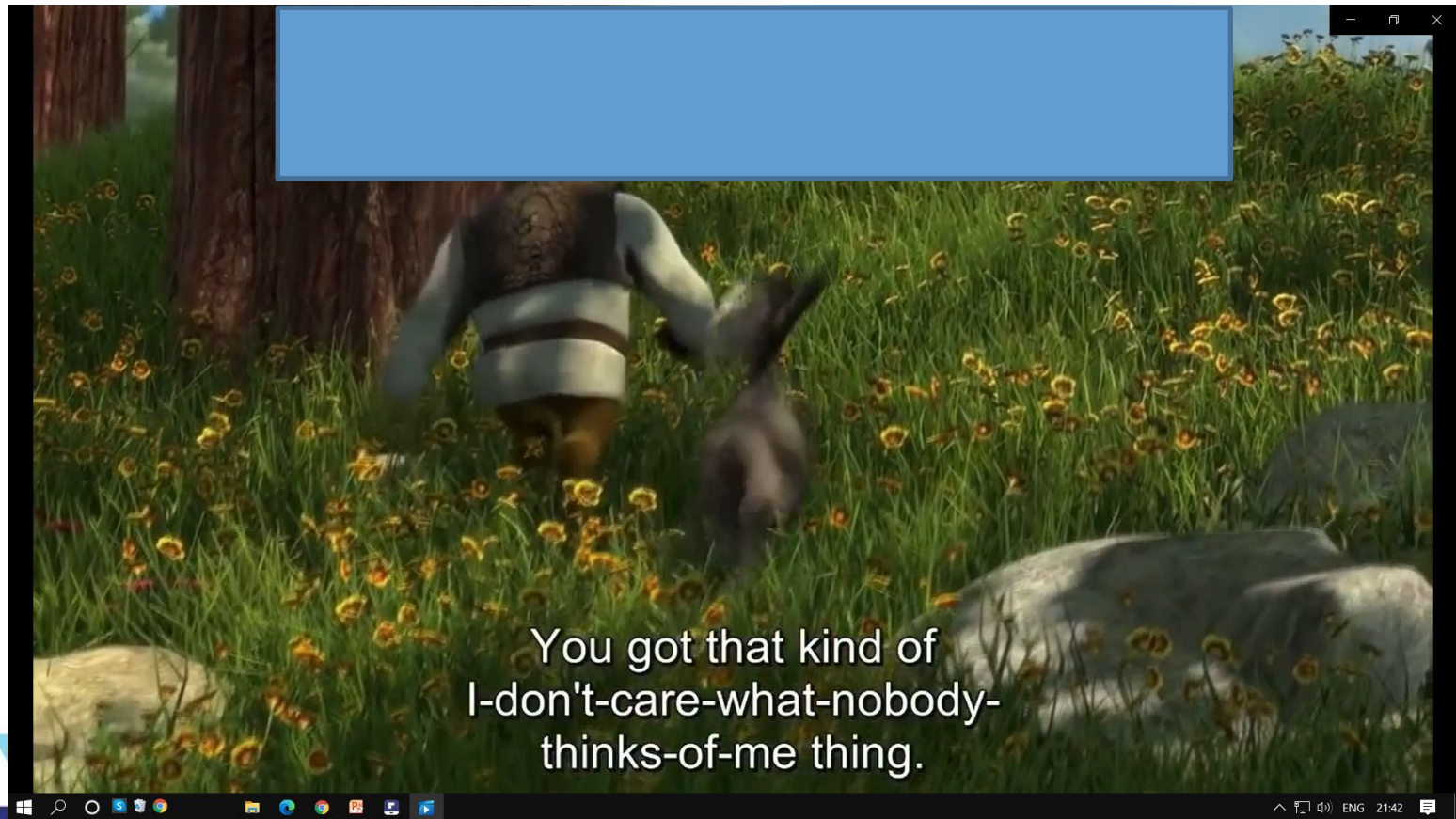
ENG 21:40







Shrek? Well, you know  
what I like about you, Shrek?









**I don't care**





0:02:30



BistroEnglish.com

0:03:55



ENG 21:44

**I don't care**  
**Мне все равно**

---





Шрек3

0:02:33



BistroEnglish.com

0:03:52



ENG 21:45

**I don't care**  
**Мне все равно**

**Мне все равно, что ты думаешь.**





Шрек3

0:02:47



BistroEnglish.com

0:03:38



ENG 21:45



# **I don't care** **Мне все равно**

**Мне все равно, что ты думаешь.**  
**I don't care what you think.**





Шрек3

0:02:56



BistroEnglish.com

0:03:29



ENG 21:45

# **I don't care** **Мне все равно**

**Мне все равно, что ты думаешь.**  
**I don't care what you think.**

**Неудивительно**



Шрек3



0:03:12



Воспроизвести

BistroEnglish.com

0:03:13




ENG 21:46

# **I don't care** **Мне все равно**

**Мне все равно, что ты думаешь.**  
**I don't care what you think.**

**Неудивительно**  
**It's no wonder**





Шрек3

0:03:13



BistroEnglish.com

0:03:12



ENG 21:46



# **I don't care** **Мне все равно**

**Мне все равно, что ты думаешь.**  
**I don't care what you think.**

**Неудивительно**  
**It's no wonder**  
**Неудивительно, что тебе все**  
**равно.**





Шрек3

0:03:22



BistroEnglish.com

0:03:03



ENG 21:46

# **I don't care** **Мне все равно**

**Мне все равно, что ты думаешь.**  
**I don't care what you think.**

**Неудивительно**  
**It's no wonder**  
**Неудивительно, что тебе все**  
**равно.**  
**It's no wonder you don't care.**

[BistroEnglish.com](http://BistroEnglish.com)



# Respect

## Уважать

Я **уважаю** тебя.



Шрек3



0:04:10



BistroEnglish.com



0:02:15



ENG 21:48



# Respect

## Уважать

Я **уважаю** тебя.  
I **respect** you.



Шрек3


0:04:16



BistroEnglish.com



0:02:09



ENG 21:48

# Respect

## Уважать

---


Я **уважаю** тебя.  
I **respect** you.

Неудивительно, что тебе все  
**равно.**

Я **уважаю** это.



[BistroEnglish.com](http://BistroEnglish.com)



ENG 21:48

# Respect

## Уважать

---

Я **уважаю** тебя.  
I **respect** you.

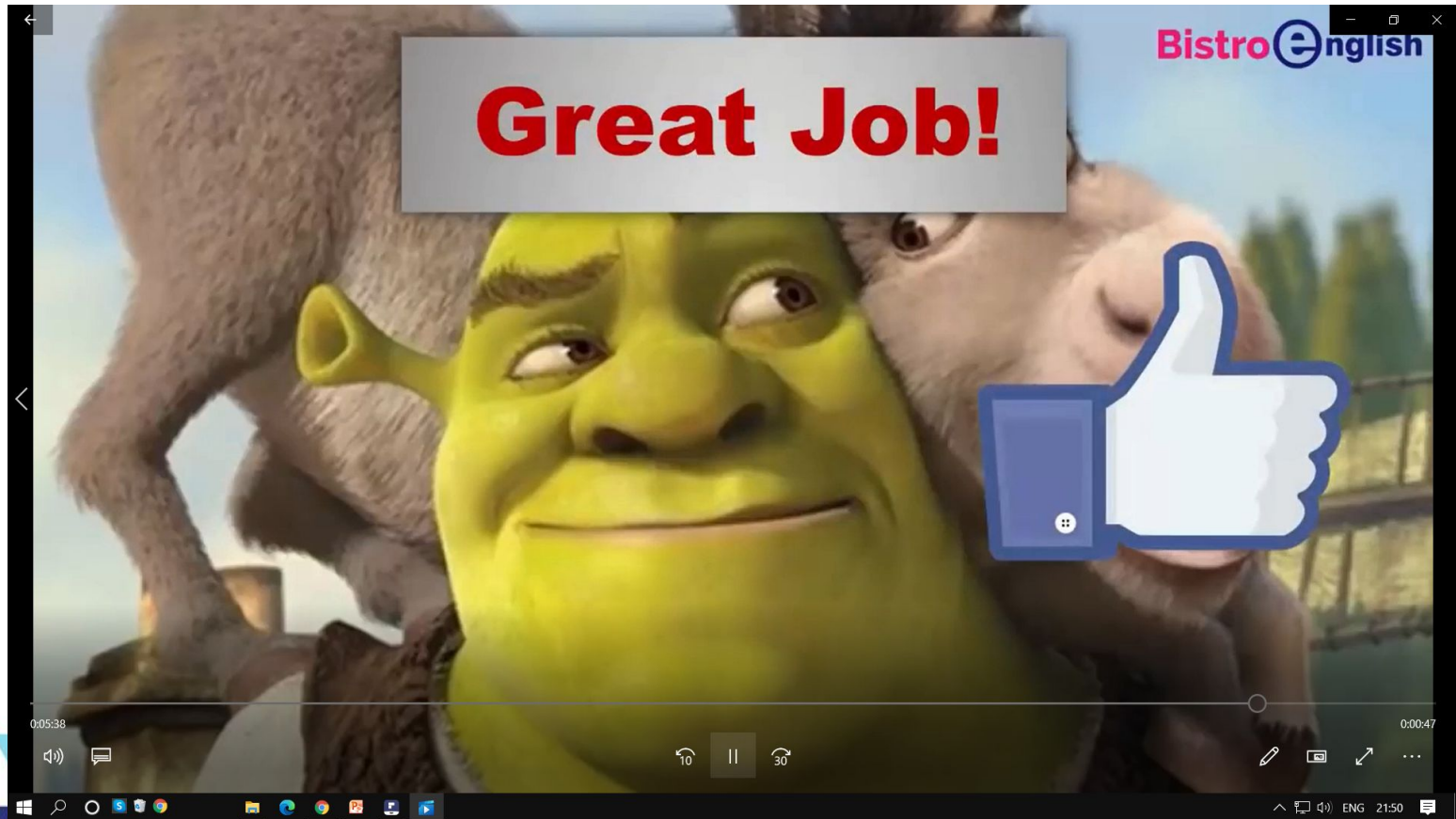
Неудивительно, что тебе все  
равно.

Я **уважаю** это.  
It's no wonder you don't care.  
I **respect** that.

[BistroEnglish.com](http://BistroEnglish.com)







**It is morning now.**

*Сейчас утро.*

**This is Mike.**

*Это Майк*

**He is going to work.**

*Он собирается на работу.*

**He got dressed, had breakfast.**

*Майк позавтракал, оделся,*

**Read a newspaper.**

*Почитал газету*

**Set the tie straight.**

*Поправил галстук*

**Put the jacket on.**

*Надел пиджак.*

**And left the house.**

*И вышел из дома.*

**Mike took a thermos and bread.**

*Майк захватил с собой термос и хлеб.*

**And left for work.**

*И поехал на работу.*

- Past Simple
- to be going to ...
- Present Simple of to Be

[https://www.liveworksheets.com/worksheets/en/English as a Second Language \(ESL\)/To be going to/Going to jz837842ro](https://www.liveworksheets.com/worksheets/en/English_as_a_Second_Language_(ESL)/To_be_going_to/Going_to_jz837842ro)




**BE GOING TO  
for future plans**

👉 Aim: Express future plans using "going to".

✓ AFFIRMATIVE			
I	am	going to	eat a pizza
You	are		
He			
She	is		
It			
We	are		
They			

✗ NEGATIVE			
I	'm not	going to	eat a pizza
You	aren't		
He			
She	isn't		
It			
We	aren't		
They			

 Activity:

1. What are their plans? Choose the correct alternative to complete the sentences.

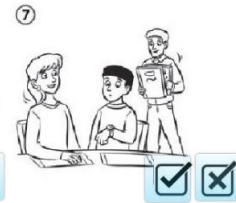


1. He



2. She

# Listening test unit 6







- See you next lesson!