

Tuesday, the fifteenth of February

English

ENGLISH
TENSES
GRAMMAR

The graphic features a teal background with a white speckled circle in the center. Inside the circle, the words "ENGLISH", "TENSES", and "GRAMMAR" are written in a bold, hand-drawn style. "ENGLISH" is in red, "TENSES" is in teal, and "GRAMMAR" is in dark teal. A red pencil icon is positioned to the left of "ENGLISH", a red graduation cap icon is to the right of "ENGLISH", and an orange pencil icon is to the right of "GRAMMAR". A wavy orange line is drawn below "GRAMMAR". The word "English" is partially visible in the top left corner of the teal area.

Глаголы в английском языке



V

Правильные

Неправильные

V

V₁

V₂

V₃

V₄

Smile

smiled

smiled

smiling

Feel (табл.)

felt

felt

feeling

GRAMMAR HOUSE

FUTURE

will V₁

will be
+ Ving

will have
+ V₃/V_{ed}

will have
been + Ving

PAST

did (-, ?)
V₂/V_{ed}

was/were
+ Ving

had
+ V₃/V_{ed}

had
been + Ving

PRESENT

do/does (-, ?)
V₁/ V_s

am/is/are
+ Ving

have/has
+ V₃/V_{ed}


have/has
been + Ving

When?

At what time?

By what time?

Since what time?



SIMPLE
ФАКТ

CONTINUOUS
ПРОЦЕСС

PERFECT
РЕЗУЛЬТАТ

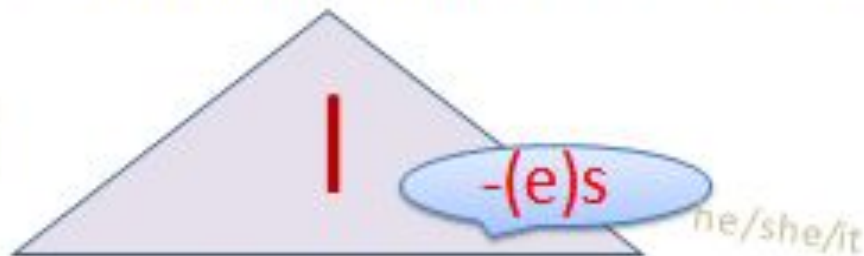
PERFECT CONTINUOUS
ПРОЦЕСС + РЕЗУЛЬТАТ



PRESENT SIMPLE

Often / usually / always / every day(year)/ seldom/ sometimes/ never / from time to time

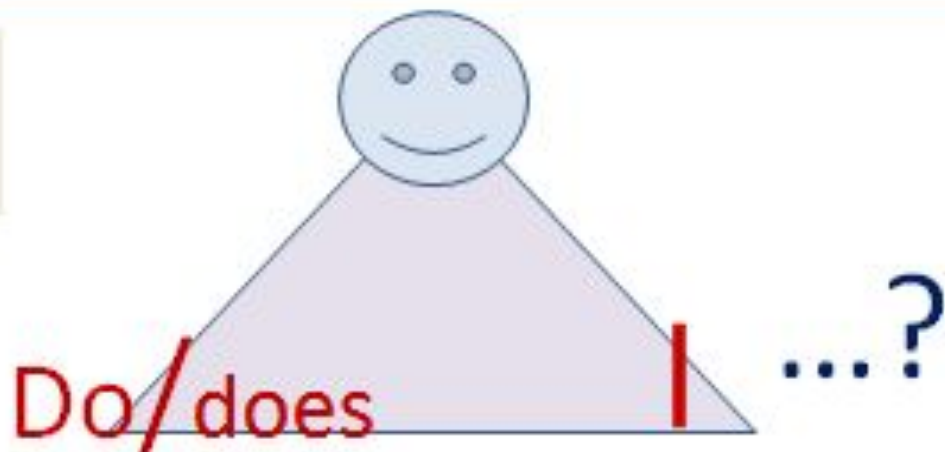
+



--



?



+ We **work**.

- We **do not** work.

? **Do we** work?



Глаголы в английском языке



1. Выучи правила построения **Present Simple**, маркеры времени.
2. Составь 3 предложения(утверждение, + отрицание, + вопрос), используя глаголы из таблицы. Запиши их в тетрадь.

Жду фото работы.