

**Tell us about the food you enjoy eating.**



## WORDLIST Food and drink | Flavours | make and do

appearance /ə'piərəns/  
baker /'beɪkə/  
beef /bi:f/  
bitter /'bɪtə/  
bland /blænd/  
boil /bɔɪ/  
bread roll /'bred rɔʊl/  
breakfast /'brekfəst/  
building /'bɪldɪŋ/  
cheese /tʃi:z/  
chef /ʃef/  
chewing gum /'tʃu:ɪŋ ɡʌm/  
chicken /'tʃɪkɪn/  
chilli /'tʃɪli/  
chocolate /'tʃɒklɪt/  
chop /tʃɒp/  
coconut /'kəʊkənʌt/  
coffee /'kɒfi/  
competition /,kɒmpə'tɪʃn/  
contestant /kən'testənt/  
cook /kʊk/  
cookery class /'kʊkəri klɑ:s/  
cookery teacher /'kʊkəri ,ti:tʃə/  
cream /kri:m/  
crisps /krɪspz/  
cucumber /'kju:kʌmbə/  
cupcake /'kʌpkɛɪk/  
dairy /'deəri/  
delicious /dɪ'lɪʃəs/  
dinner /'dɪnə/  
dish /dɪʃ/  
dry /draɪ/  
egg /eg/  
enter /'entə/  
filling /'fɪlɪŋ/  
fish /fɪʃ/  
flavour /'fleɪvə/

flour /flaʊə/  
Food Technology /'fu:d tek,nɒlədʒi/  
fresh /frefʃ/  
fruit /fru:t/  
fruit juice /'fru:t dʒu:s/  
fry /fraɪ/  
garlic /'gɑ:lɪk/  
grapes /greɪps/  
herbs /hɜ:bz/  
homemade /,həʊm'meɪd/  
honey /'hʌni/  
ice cream /,aɪs 'kri:m/  
icing /'aɪsɪŋ/  
lemon /'lemən/  
lemonade /,lemə'neɪd/  
lettuce /'letɪs/  
lunch /lʌntʃ/  
mango /'mæŋɡəʊ/  
mayonnaise /,meɪə'neɪz/  
meal /mi:l/  
meat /mi:t/  
melon /'melən/  
mint /mɪnt/  
mix /mɪks/  
noodles /'nu:dlz/  
nuts /nʌts/  
order /'ɔ:də/  
oven gloves /'ʌvən ɡlʌvz/  
pea /pi:/  
peach /pi:tʃ/  
pear /peə/  
pineapple /'paɪnæpl/  
popcorn /'pɒpkɔ:n/  
recipe /'resəpi/  
refreshing /rɪ'frefʃɪŋ/  
rice /raɪs/  
rich /rɪtʃ/

<https://quizlet.com/547274844/wider-world-3-unit-3-flash-cards/>

©WYAME

# Food and Drink

apple

bake (v)

banana

barbecue (n & v)

bean

biscuit

bitter (adj)

boil (v)

boiled

bottle

bowl

box

bread

break

breakfast

broccoli

bunch (of bananas)

burger

butter

cabbage

cafe

cafeteria

cake

can (of beans)

candy

canteen

carrot

cereal

cheese

chef

chicken

chilli

chips

chocolate

coconut

coffee

cola

cook (n & v)

cooker

cookie

corn

cream

cucumber

cup

curry

cut

delicious

dessert

diet

dinner

dish

drink

duck

eat

egg

fish


<https://quizlet.com/ru/452056434/6-pet-food-drink-flash-card>  
sl

flavour  
flour  
food  
fork  
French fries  
fresh  
fridge  
fried  
fruit  
fruit juice  
fry  
frying pan  
garlic  
glass  
grape  
grill (n & v)  
grilled  
herbs  
honey  
hot  
hungry  
ice  
ice cream  
ingredients  
jam  
jug

juice  
kitchen  
knife  
lamb  
lemon  
lemonade  
lettuce  
lunch  
main course  
meal  
meat  
melon  
menu  
microwave (n)  
milk  
mineral water  
mushroom  
oil  
omelette  
onion  
orange  
pan  
pasta  
pea  
peach  
peanut

pear  
pepper  
picnic  
pie  
piece of cake  
pineapple  
pizza  
plate  
potato  
recipe  
refreshments  
rice  
roast (v & adj)  
roll  
salad  
salmon  
salt  
sandwich  
sauce  
saucepan  
saucer  
sausage  
slice (n)  
snack  
soft drink  
soup

sour  
spicy  
spinach  
spoon  
steak  
strawberry  
sugar  
sweet (adj & n)  
takeaway  
taste  
tasty  
tea  
thirsty  
toast  
tomato  
tuna  
turkey  
vegetable  
vegetarian  
waiter  
waitress  
wash up  
yog(h)urt





3.7


**WRITING** An email to a friend




I can write an email to a friend.

**3** Use the words in the Vocabulary box to make sentences about two types of food.

*You can boil potatoes and peas.*



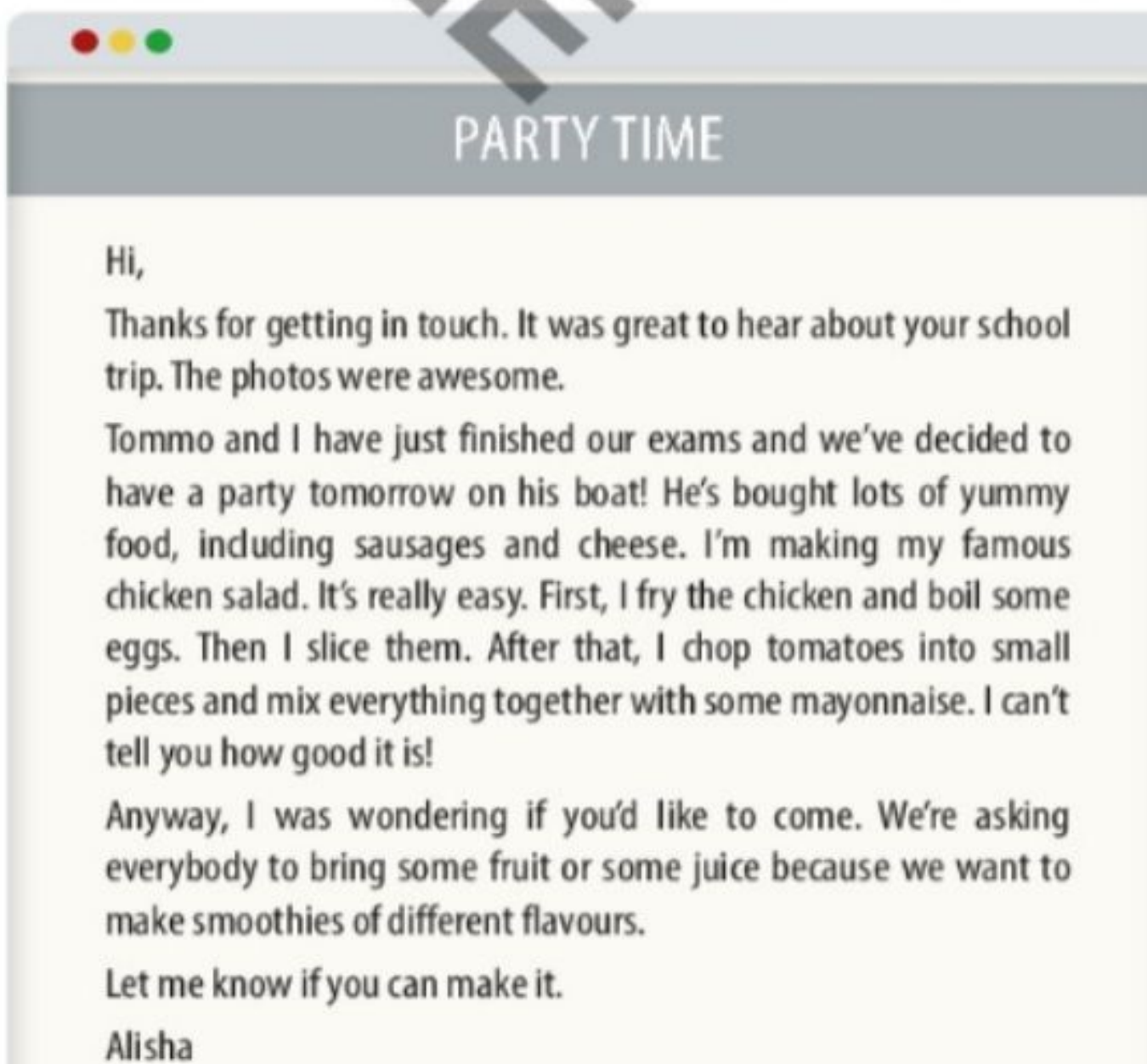
- 1** **CLASS VOTE** What food would you have at a party with friends?
- 2**  **1.62** Study the Vocabulary box, using a dictionary. Match the words with the pictures.

| Vocabulary   | Cooking verbs  |  |     |       |  |
|--|--|--|-----|-------|--|
| boil   | chop   | fry  | mix | slice |  |
|   |   |  |     |       |  |
|  |  |  |     |       |  |

**1** Order the letters and write the verbs in the sentences.

- 1 You need a knife to **chop** (hcopo) the onions and carrots.
- 2 \_\_\_\_\_ (ryf) the fish in a bit of butter.
- 3 I usually \_\_\_\_\_ (lobi) eggs for about four minutes.
- 4 Add the cheese and \_\_\_\_\_ (xmi) everything together.
- 5 \_\_\_\_\_ (liesc) the tomato and put it on top of the pizza.

- 4 Read Alisha's email. Does it mention your ideas from Exercise 1?



The image shows a screenshot of an email interface. At the top, there are three colored dots (red, yellow, green) and a title bar that says "PARTY TIME". The email content is as follows:

Hi,  
Thanks for getting in touch. It was great to hear about your school trip. The photos were awesome.  
Tommo and I have just finished our exams and we've decided to have a party tomorrow on his boat! He's bought lots of yummy food, including sausages and cheese. I'm making my famous chicken salad. It's really easy. First, I fry the chicken and boil some eggs. Then I slice them. After that, I chop tomatoes into small pieces and mix everything together with some mayonnaise. I can't tell you how good it is!  
Anyway, I was wondering if you'd like to come. We're asking everybody to bring some fruit or some juice because we want to make smoothies of different flavours.  
Let me know if you can make it.  
Alisha

- 5 Read the text again. Order the information as it appears in the text.

- a  Alisha talks about what's happening in her life now.
- b  Alisha invites her friend and asks her friend to do something.
- c  Alisha thanks her friend and comments on her friend's news.
- d  Alisha asks her friend to reply to the invitation.



- 6 Look at the Writing box. Underline the sentences that are in the text in Exercise 4.

Writing

Email to a friend

**Starting your email**

How are things?

Great to hear from you.

Thanks for getting in touch.

**Responding to news**

It was great to hear about your school trip.

I can't wait to hear more about it.

**Giving your news**

Tommo and I have just finished our exams.

We've decided to have a party.

I'm making a cake for the party.

**Explain why you're writing**

Anyway / By the way, I was wondering if you'd like to come.

I'm writing to ask if you'd like to come to the party.

**Ending your email**

Let me know if you can make it.

See you soon.

Bye for now.

- 6 Look at the Writing box. Underline the sentences that are in the text in Exercise 4.

Writing

Email to a friend

**Starting your email**

How are things?

Great to hear from you.

Thanks for getting in touch.

**Responding to news**

It was great to hear about your school trip.

I can't wait to hear more about it.

**Giving your news**

Tommo and I have just finished our exams.

We've decided to have a party.

I'm making a cake for the party.

**Explain why you're writing**

Anyway / By the way, I was wondering if you'd like to come.

I'm writing to ask if you'd like to come to the party.

**Ending your email**

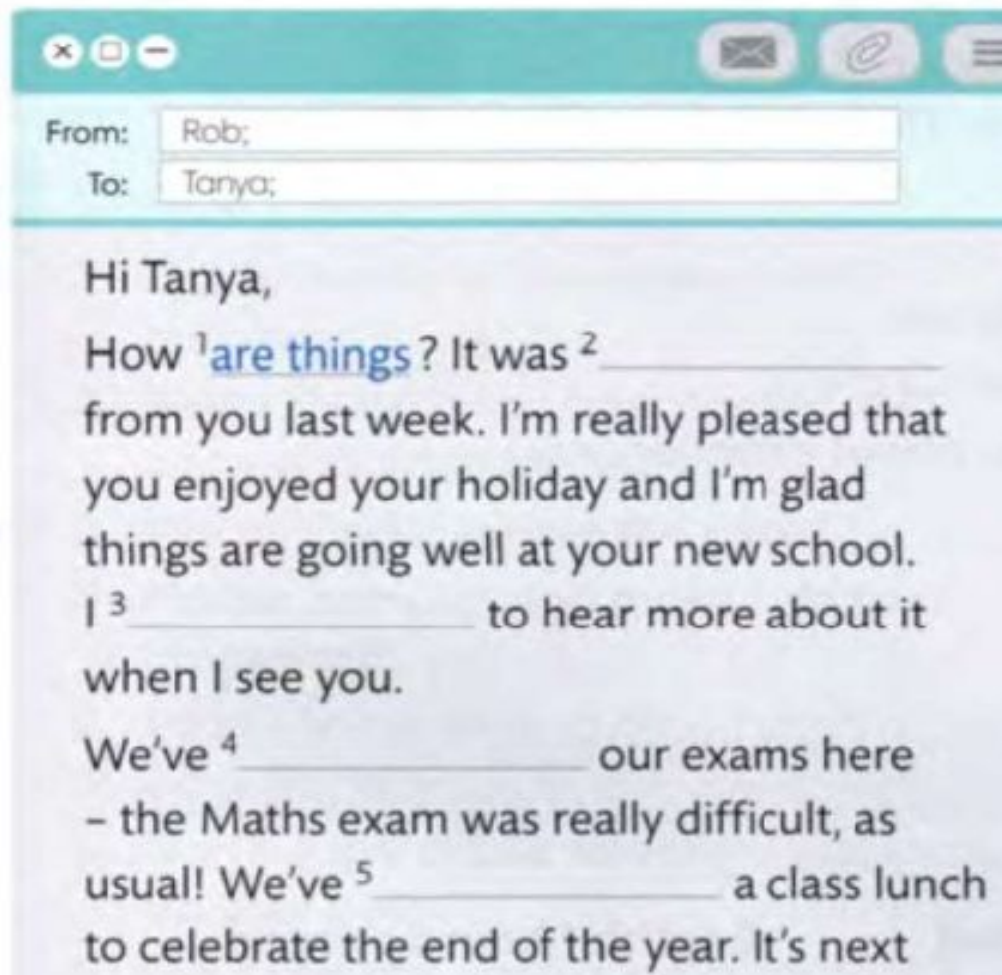
Let me know if you can make it.

See you soon.

Bye for now.

**2** Complete the email with the phrases below.

~~are things~~ can't wait decided to have  
great to hear I was wondering  
just finished let me know if



From: Rob;  
To: Tanya;

Hi Tanya,  
How <sup>1</sup>are things? It was <sup>2</sup>\_\_\_\_\_ from you last week. I'm really pleased that you enjoyed your holiday and I'm glad things are going well at your new school. I <sup>3</sup>\_\_\_\_\_ to hear more about it when I see you.  
We've <sup>4</sup>\_\_\_\_\_ our exams here - the Maths exam was really difficult, as usual! We've <sup>5</sup>\_\_\_\_\_ a class lunch to celebrate the end of the year. It's next

Thursday. The plan is for everyone to make a dish and then we can all share the food. I'm making a pizza. I buy the pizza base, of course. First, I fry some onions, then I chop some tomatoes and mix those with the onions. I put that mixture onto the pizza base. I boil one or two eggs, then I slice them and put them on the pizza.

Finally, I slice some cheese to put on top - delicious!

Anyway, <sup>6</sup>\_\_\_\_\_ if you'd like to come. You know everyone from when you were in this class and we'd all be really pleased to see you again. Maybe you could bring a cake or some biscuits.

<sup>7</sup>\_\_\_\_\_ you can make it.

I hope you can!

Rob

### 3 Write the sentences in the correct group.

~~Bye for now.~~ Great to hear from you. See you soon.  
I can't wait to hear more about it. I'm making a pizza.  
I'm writing to ask if you'd like to come. How are things?  
We've just finished our exams.

|                                      |   |
|--------------------------------------|---|
| <b>Starting your email</b>           | Thanks for getting in touch.<br>_____<br>_____                  |
| <b>Responding to news</b>            | It was great to hear about your holiday.<br>_____               |
| <b>Giving your news</b>              | We've decided to organise a class lunch.<br>_____<br>_____      |
| <b>Explaining why you're writing</b> | By the way, I was wondering if you'd like to come.<br>_____     |
| <b>Ending your email</b>             | Let me know if you can make it.<br><i>Bye for now.</i><br>_____ |

Complete the email with one word in each gap.

Hi \_\_\_\_\_,

Thanks for getting in <sup>1</sup> \_\_\_\_\_. I'm glad you like your new house. How are <sup>2</sup> \_\_\_\_\_ at your new school? Have you made any friends <sup>3</sup> \_\_\_\_\_?

As you know, Beth and I have our birthdays on the same day – the 18th – and we've <sup>4</sup> \_\_\_\_\_ to have a party together. It's going to be at her house because she's got a great room downstairs for a party. Her mum's <sup>5</sup> \_\_\_\_\_ us a special cake. She's an expert cake maker! Her cakes are always delicious and they look amazing. I'm making Spanish tortilla. They're easy to make. You slice some potatoes and chop an onion. Then you <sup>6</sup> \_\_\_\_\_ them in oil until they get soft. Then you <sup>7</sup> \_\_\_\_\_ the potato and onion with some eggs, salt and some herbs and spices, and fry that. The only difficult part is turning it over.

Anyway, I was <sup>8</sup> \_\_\_\_\_ if you'd like to come to the party. We're asking people to bring crisps. We're going to mix all the different flavours together in bowls so that nobody knows what kind of crisps they are going to eat until they taste them!

<sup>9</sup> \_\_\_\_\_ me know if you can make it or not. And write and tell me all about your new school too. I can't <sup>10</sup> \_\_\_\_\_ to hear more about it.

\_\_\_\_\_

#### 4 Complete the notes with the words below.

at her new school I'm making invite her  
next Friday suggest what she ~~to email~~

- must remember <sup>1</sup> *to email* Marty (in our class last year)
- glad she's happy <sup>2</sup> \_\_\_\_\_
- tell her about class lunch <sup>3</sup> \_\_\_\_\_
- tell her what <sup>4</sup> \_\_\_\_\_
- <sup>5</sup> \_\_\_\_\_ to the lunch
- <sup>6</sup> \_\_\_\_\_ should bring

**5** Look at the notes in Exercise 4. Write an email to Marty. Follow the instructions below.

- 1 Use the email in Exercise 2 as a model.
- 2 Write four paragraphs:
  - Paragraph 1: start your email and respond to Marty's news.
  - Paragraph 2: give your news and explain why you're writing. Describe what you're making for the lunch.
  - Paragraph 3: invite Marty to the class lunch.
  - Paragraph 4: end your email.
- 3 Use cooking verbs to describe what you're making for the lunch.

**4** Complete the notes with the words below.

at her new school   I'm making   invite her  
next Friday   suggest what she   ~~to email~~

- must remember <sup>1</sup> *to email* Marty (in our class last year)
- glad she's happy <sup>2</sup> \_\_\_\_\_
- tell her about class lunch <sup>3</sup> \_\_\_\_\_
- tell her what <sup>4</sup> \_\_\_\_\_
- <sup>5</sup> \_\_\_\_\_ to the lunch
- <sup>6</sup> \_\_\_\_\_ should bring

