



Pear Deck Templates: Icebreakers





USING THE PEAR DECK FOR POWERPOINT ADD-IN

Copy Pear Deck Templates Into Your Lesson

1

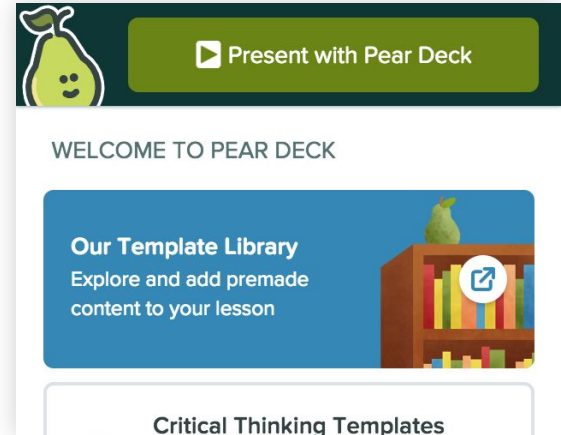
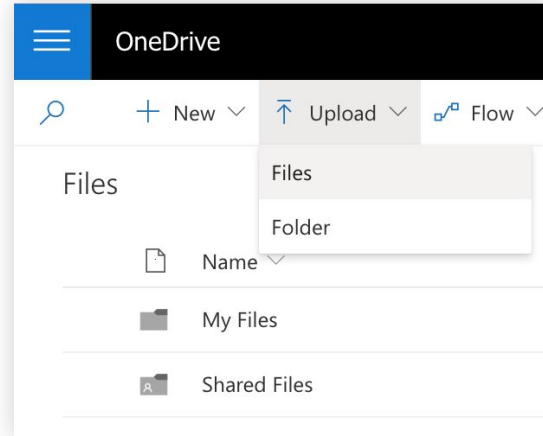
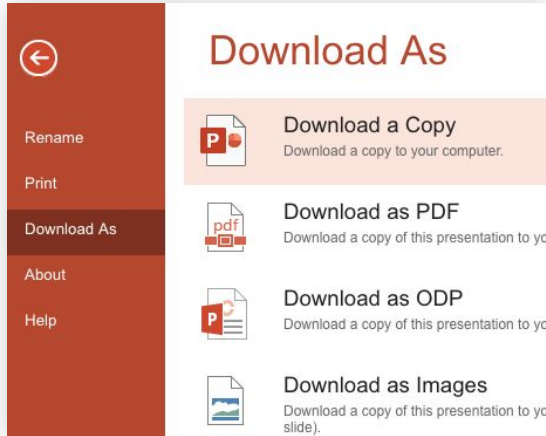
To Download select
File > Download As >
Download a Copy

2

Upload your file to your
OneDrive

3

Copy these interactive slides
and Present with Pear Deck!



Would You Rather?





Would you rather . . .



Students, drag the icon!

Pear Deck Interactive Slide
Do not remove this bar





Would you rather . . .



Students, drag the icon!

Pear Deck Interactive Slide
Do not remove this bar





Would you rather . . .



Students, drag the icon!

Pear Deck Interactive Slide
Do not remove this bar



Two Truths and a Lie





**Write down three sentences
about yourself; two should be
true, and one must be a lie.**

1

2

3



Students, draw anywhere on this slide!

Pear Deck Interactive Slide
Do not remove this bar



Classmate Bingo





Find someone in class who...

loves to read	plays soccer	has a pet dog	can speak another language	plays a musical instrument
has the same birth month as you	has or had braces	loves to eat pizza	has hair shorter than yours	has a brother
has a pet cat	is born in another state	has the same favorite color as you	is an only child	wears glasses
walks to school	has a sister	plays video games	likes anime	is wearing the same color as you
loves to eat chocolate	is born in another country	has hair longer than yours	plays basketball	can skateboard



Students, draw anywhere on this slide!