

2021




THE APPEARANCE OF JAPANESE

ASU, LG-11



Anna Voevodina & Alina
Sukmanova

TYPICAL FACIAL FEATURES



- large skull with a tendency to prognathism

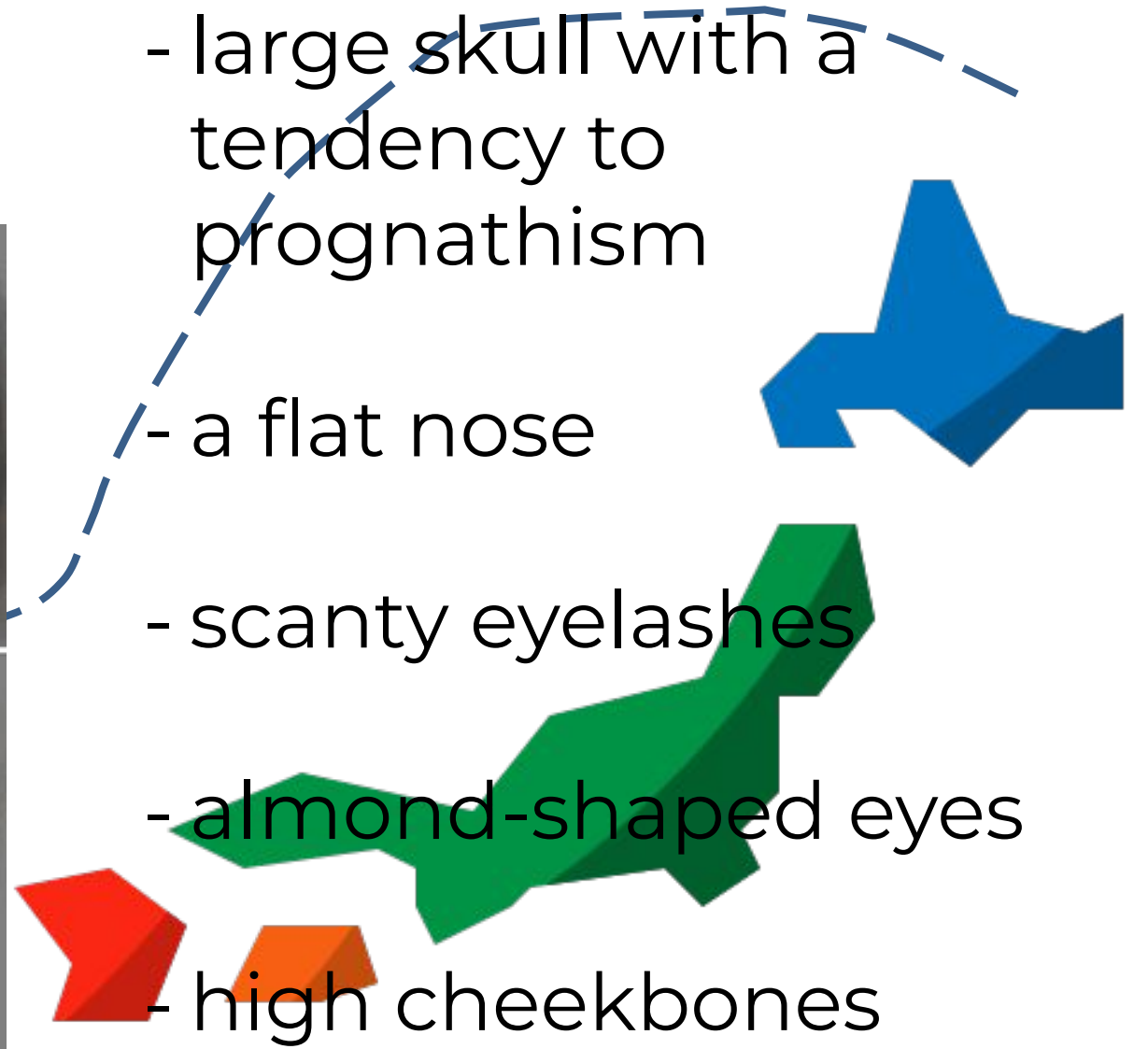
- a flat nose

- scanty eyelashes

- almond-shaped eyes

- high cheekbones

- Short and slim build (171.2 cm (m))



JAPANESE WOMEN`S APPEARANCE



The Many Faces Of Japanese Men

And they have got to do with food condiments.

Shiogao (塩顔/Salt face)

Shouyugao (しょうゆ顔/Soy-sauce face)


Saucegao (ソース顔/Sauce face)

Satougao (砂糖顔/Sugar face)

Kechappu gao (ケチャップ顔/Ketchup face)

Mayonezu gao (マヨネーズ顔/Mayonnaise face)

Sugao (酢顔/Vinegar face)





Shouyugao (しょうゆ顔/Soy-sauce face)

Single eyelid, small and thin face, high nose



Saucegao (ソース顔/Sauce face)

Finely chiseled features



Shiogao (塩顔/Salt face)

Asian face with delicate features



Satougao (砂糖顔/Sugar face)

Babyish, youthful face



Mayonezu gao (マヨネーズ顔/Mayonnaise face)

Mild features



Kechappu gao (ケチャップ顔/Ketchup face)

A less well-defined face than a “sauce face”
but more defined than a “salt face”



ありがとう
Thank you

