


- <https://en.islcollective.com/video-lessons/christmas-vocabulary>

watch see photographs ocean rain see

## You Belong to Me



<sup>1</sup> See the pyramids around the Nile  
<sup>2</sup> \_\_\_\_\_ the sunrise from a tropic isle  
Just remember darling all the while  
You belong to me.



See the marketplace in old Algiers  
Send me <sup>3</sup> \_\_\_\_\_ and souvenirs  
Just remember when a dream  
appears.  
You belong to me

And I'll be so alone without you  
Maybe you'll be lonesome too

Fly the <sup>4</sup> \_\_\_\_\_ in a silver plane  
See the jungle when it's wet with <sup>5</sup> \_\_\_\_\_

Just remember till you're  
home again  
You belong to me




*Captain Cook* came from England. He was a great explorer and travelled to New Zealand and Australia.

Today people can go from Europe to New Zealand in twenty-four hours, but in the past, the voyage was long and dangerous. In 1769 James Cook sailed around New Zealand. Then he went to Australia. He met the Aborigines there and discovered the kangaroo. After that he went to the Antarctic and to the Pacific islands. He was the first European in lots of these places.

We know about Captain Cook's adventures from his diaries and his maps. Other people used Cook's maps and went to Australia and New Zealand after him. Today the Australians and New Zealanders all speak English.



## Reading

1  3.62 Read, listen and order the places Captain Cook visited.

- a Antarctica
- b New Zealand 1
- c Pacific islands
- d Australia

2 Read and complete the sentences.

- 1 Captain Cook came from England.
- 2 In 1769, he met the \_\_\_\_\_.
- 3 In Australia, he discovered \_\_\_\_\_.
- 4 Today people in Australia and \_\_\_\_\_ speak \_\_\_\_\_.

# Project

## Explorers

**3** Think of an explorer from history. Ask and answer the questions with a friend.

- 1 Where did they come from?
- 2 Where did they go?
- 3 What did they do?
- 4 When did they do it?

**4** Write about your explorer.  
Find a picture for your project.



### UNIT 10 page 99

canoe

cliff

helmet

lake

tent

- cliff=скала, утес
- Helmet – шлем

**3** Choose the correct item.

Our lesson begins . . . . 9 o'clock.

A in      B on      **C at**

1 My birthday is . . . . November.

A in      B on      C at

2 I usually go jogging . . . . the afternoon.

A in      B on      C at

3 The shops are not open . . . . Sundays.

A in      B on      C at

4 What fruit do you eat . . . . winter?

A in      B on      C at

5 His birthday party is . . . . Saturday.

A in      B on      C at

6 I have a shower . . . . I get dressed.

A before   B after   C now

7 Foxes hunt . . . . night.

A in      B on      C at

8 Paul's birthday is . . . . July 4th.

A in      B on      C at

9 My guitar lesson is . . . . Tuesday.

A in      B on      C at

10 What are you doing here . . . . midnight?

A in      B on      C at

11 I brush my teeth . . . . I have lunch.

A before   B after   C now

12 Mother's Day is . . . . March.

A in      B on      C at

13 My holidays begin . . . . August 15th.

A in      B on      C at

1 a / **an** apple

2 a / **some** chocolate

3 a / **some** sandwich

4 a / **an** banana

5 a / **some** coffee

6 a / **some** potato

7 **an** / **some** sugar

8 a / **an** olive


9 a / **some** lemon

10 **an** / **some** onion

11 a / **an** strawberry

12 a / **some** jam

**10** Look at the pictures. Write *a*, *an* or *some*.



1 . *some* . water



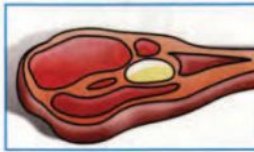
2 ..... dolphin



3 ..... sugar




4 ..... cheese



5 ..... meat



6 ..... orange



7 ..... bread



8 ..... coffee



9 ..... doll



10 ..... butter



11 ..... milk



12 ..... jam



# Listen and repeat.



a bottle of milk




a glass of water



a cup of tea



a loaf of bread



a slice of bread



a box of cereal



a jar of honey



a can of cola



a piece of cheese



a bowl of soup




a carton of milk




a kilo of butter

Uncountable nouns can be made countable by using the above words.

some tea – a cup of tea



1 two *bowls* of soup



2 three of water



3 two of bread



4 three of bread




5 two of lemon juice



6 two of milk



7 two of cake



8 three of cereal



9 three of cola



10 two of coffee



11 three of jam



12 three of cheese



5 Complete the questions and write the answers.



- ... *How much* ... milk is there?      . *a carton* .
- 1 ..... apples are there?      .....
- 2 ..... lemonade is there?      .....
- 3 ..... jam is there?      .....
- 4 ..... cheese is there?      .....
- 5 ..... glasses are there?      .....
- 6 ..... cereal is there?      .....

( Points: — )  
6x3      18

**12** Circle the odd one out.

- |   |                                   |                                   |
|---|-----------------------------------|-----------------------------------|
| 1 a bag / <u>carton</u> / kilo of sugar | 4 a bottle / glass / box of water | 7 a glass / carton / jar of juice |
| 2 a cup / jar / slice of coffee         | 5 a slice / glass / loaf of bread | 8 a piece / box / kilo of cheese  |
| 3 a glass / kilo / bottle of cola       | 6 a piece / kilo / loaf of meat   | 9 a jar / can / slice of honey    |

**13** Choose the correct word and complete the sentences. Then act out.

- 1 A: Can I have a ..... *cup* ..... (cup, piece, carton) of tea, please?  
B: Here you are.
- 2 A: Here are three ..... (jars, cans, pieces) of cake, all for you.  
B: Thank you, Grandma. You're so kind.
- 3 A: Can you buy a ..... (bottle, box, kilo) of milk, please?  
B: Sure.
- 4 A: We need a ..... (bowl, kilo, box) of meat.  
B: OK.
- 5 A: Can I have a ..... (carton, kilo, glass) of water, please?  
B: Yes, of course.

**2** Join the sentences. Use *before* or *after*.

I always have breakfast. I go to school.

*I always have breakfast before I go to school.*

1 We wash the dishes. We have dinner.

.....

2 He always has a shower. He gets dressed.

.....

3 Janet always reads a book. She goes to sleep.

.....

4 Mike always brushes his teeth. He has a meal.

.....

(Points:     )  
4x3    12