

Be polite! Say...



Good morning,

Brother and sister



Be polite! Say...



Good morning, friends!





Be polite! Ask ...



How are you **today**?

Be polite! Answer ...

I'm wonderful, thank you.



# Act out

1. How are you today?

2. I'm wonderful,  
thanks.  
Have a nice day!


1. I'm great,  
thank you.  
And you?

2. Have a nice  
day, too.

Hello, January!

/'dʒænjʊ.

ə.ri/





Winter time is here!



cold



It is cold

What's the matter?



I'm cold.

He's cold.

Put on

1. A hat



2. A scarf



5. gloves



3. A coat



4. pants



6. boots



Watch the video



<https://www.youtube.com/watch?v=c7s-Twed45g>





trousers



T-shirt



socks



hat



dress



The snow is...



white



snowy



It is snowy.

# Snow+flake



They are snowflakes.

# Snow+man



It is a snowman.

# Snow+ball



It is a snowball.

# Snow+bank



It is a snowbank.


# Snow castle



Let's build a snow castle.



Five	-	5
Fifteen	-	15
Fifty	-	50



# Write

Lesson 15 (  ) month

Date  Name \_\_\_\_\_





red



yellow



pink



green



blue



circle



square

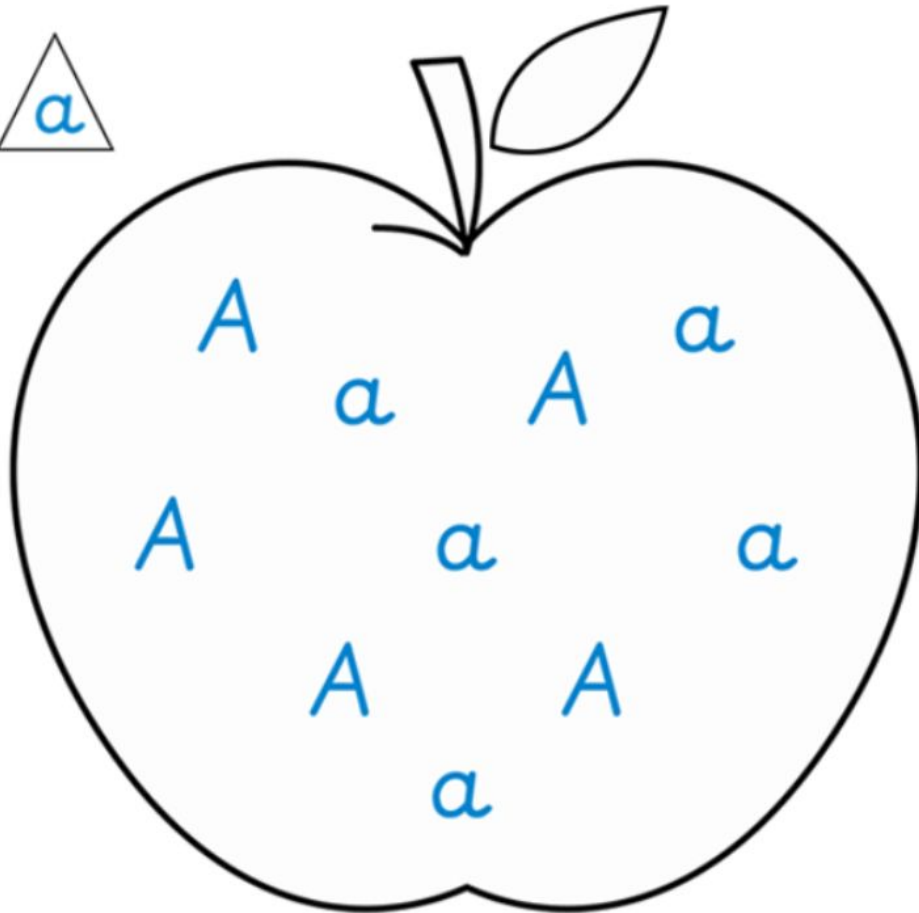


triangle




# Letter practice

1 Find.



Capital letter  
Small letter  
Circle  
triangle

Write capital letter **A**  
and small letter **a**



Ant \_nt



actor \_ctor

# Letter practice


1 Write and colour.



Boy \_oy



bag \_ag



Bike \_ike



bed \_ed

Capital letter  
Small letter

# Check Homework



# Take your copies, please.

Is, are –  
СВЯЗКИ.

## Homework.

### 1. Составь вопросы из утверждений.

1. It is a hat.

Is it a hat

?

2. It is a scarf.

Is it a scarf

?

3. It is a coat.

Is it a coat/jacket

?

4. They are gloves.

Are they gloves

?

5. They are boots.

Are they boots

?

6. They are pants.

Are they pants

?

## 2. Сделай отрицательные предложения.

1. It is a hat. — It isn't a hat
2. It is a scarf. — It isn't a scarf
3. It is a coat. — It isn't a coat/jacket
4. They are gloves. — They aren't gloves
5. They are boots. — They aren't boots
6. They are pants. — They aren't pants

is not = isn't  
are not = aren't

### 3. Используй краткую форму. Запиши предложения.

It is = It's    They are = They're

1. It is a hat.  \_\_\_\_\_.
2. It is a scarf.  \_\_\_\_\_.
3. It is a coat.  \_\_\_\_\_.
4. They are gloves.  \_\_\_\_\_.
5. They are boots.  \_\_\_\_\_.
6. They are pants.  \_\_\_\_\_.



#### 4. Напиши перевод фраз

1. красная шапка

A red hat

2. желтый шарф

A yellow scarf

3. синяя куртка

A blue coat

4. зеленые перчатки

Green gloves

5. черные ботинки

Black boots

6. коричневые штаны

Brown pants


<https://www.youtube.com/watch?v=RuqvGiZi0qg>



What is it?



It's a birthday party.



Look. Listen.



1  Listen and read.



How old are you, Lisa?

I'm seven.

How old are you, Tom?

I'm seven, too.

Are you twins?

No, we aren't.

Are you friends?

Yes, we are. We're good friends.





# New words

**Twins – близняшки**  
**Friends - друзья**



# 1. Act the dialogue.

## 1. Act the dialogue.

A: Hi!

B: Hi! How are you today?

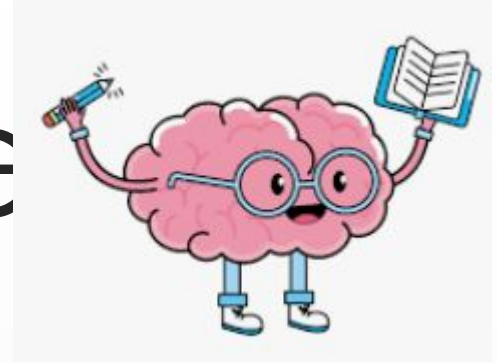
A: I'm great, thank you. It's my birthday party.

B: How old are you?

A: I'm eight. How old are you?

B: I'm nine.

Remember



**You (are)** – местоимение – **ТЫ, ВЫ**

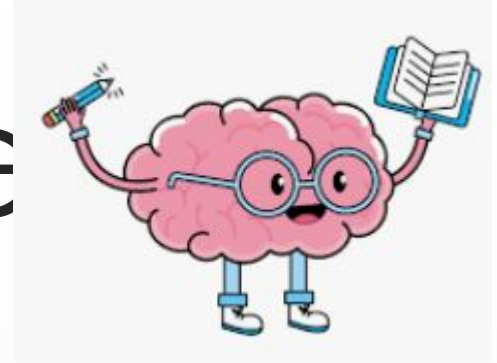
**We (are)** – местоимение – **МЫ**

**They (are)** – местоимение – **ОНИ**

**I (am)** – местоимение - **Я**



Remember



**We are = We're**  
**You are = You're**  
**They are = They're**  
**I am = I'm**



## 2. Write short forms

2. Write short forms

I am = I'm, We are We're,

They are They're You are You're,

He is He's, She is She's, It is It's

5 Complete the conversation with the words in the box.

eight    We are    old    Happy    twins    noisy  
you    They are    are they    brothers

Happy

birthday, Sue.



Thank

you



How

old

are you?



I am

eight



Hooray! Hooray! Hooray!

brothers

noisy

Your

are very



How old

are they

They are

Mr.



Yes.

We are

are

Twins.



# New words

**Noisy – шумный**  
**Quiet - тихий**

The bird is





The mouse is  
quiet.



The clown is  
noisy.



The fish is quiet.





The frog is noisy.






The rabbit is  
quiet.



# Look. Listen. Sing




2  Listen and say.

3 Now you!

4  Listen and sing.



Here come the clowns!  
Here come the clowns!  
They are big and they are small.  
They are short and they are tall.  
Happy and sad – we love them all!  
Funny, funny clowns.



Have a nice day!



# Homework



# 1. Грамматический тренажер стр.

Стр. 21 упр. 5, упр. 6


стр. 30 упр. 2

## 2. Распечатка

3. Тетрадка-учебник стр. 17 упр. 3 – напиши имя и нарисуй свой портрет.

Стр. 19 упр. 2, упр. 3 – цифры запиши словами.

Все рисунки можно раскрасить. Цвета проговори на английском.



Была накладка и не все дети получили распечатки. Вот, что надо выполнить. Можно на листочке.

**Homework. Date** \_\_\_\_\_.

**1. Напиши слово с противоположным значением.**

**Присмотрись, у тебя есть подсказка.**

Big - \_\_\_\_\_, small - \_\_\_\_\_,

short - \_\_\_\_\_, tall - \_\_\_\_\_,

sad - \_\_\_\_\_, happy - \_\_\_\_\_,

noisy - \_\_\_\_\_, quiet - \_\_\_\_\_.

**2. Переведи.**

Он большой - \_\_\_\_\_,

Она низкая - \_\_\_\_\_,

Они маленькие \_\_\_\_\_,

Мы шумные \_\_\_\_\_,

Вы счастливый \_\_\_\_\_.