

Thursday, 5th of November, 2020

Unit 1 Story 5

The Strongest One

Writing

Play Scene

RS. Pgs. 176-177




Virtual Classroom Rules



Be on time.



Act like you're at school.



Sit in I spot during class.



Keep yourself muted.



Turn on your video.



Raise your hand to talk.



Listen.



No eating during class.



HAVE FUN AND DO YOUR BEST!



Lesson objectives

By the end of this lesson you will be able to:-

*review the key features of a Play scene.

*Write narratives in which they recount a well-elaborated event or short sequence of events, include details to describe actions, thoughts, and feelings, use temporal words to signal event order, and provide a sense of closure.

Warm Up! Remember!

Key Features of a Play Scene



1

A play scene is part of a story that is acted out.



2

The characters speak.



3

A character's name at the beginning of each speech tells who says it.

Common Core State Standards
Writing 2. Write narratives to explain they
present a real or imagined event or activity
in sequence of events, include details to
describe actions, thoughts, and feelings,
and temporal words to signal events within
and possible a sense of closure.
See Language 1, 5.



Let's Write It!

Key Features of a Play Scene

- is part of a story that is acted out
- has characters who speak
- character's name at beginning of each speech tells who says it

READING STREET ONLINE
www.ReadegStreet.com



▶ Narrative

Play Scene

A **play scene** is part of a play, a story that is acted out. The student model on the next page is an example of a play scene.

Writing Prompt Think about the questions Little Red Ant asks the characters in the play. Now write a play scene in which the ant asks another animal or a girl or boy about strength.



Writer's Checklist

Remember, you should . . .

- ✓ write each character's name before the words the character says.
- ✓ use at least one imperative sentence and one exclamatory sentence.



RS. Pgs. 176

Read aloud
the key
features of a
play scene
and the
definition of a
play scene.



Rs. Pg. 177

***In a play scene, the characters act out the story.**

***Writer capitalizes the names of characters.**



Student Model

The Lion's Strength

Little Red Ant: Lion, do you have a strong roar?

Lion: It is true. My roar is strong.

Little Red Ant: Roar so I can hear.

Lion: Roar!

Little Red Ant: Wow, that was really loud! Are you the strongest of all?

Lion: Thorn is stronger than me. When I get Thorn in my paw, I can't walk.



Genre

In a **play scene**, the characters act out the story.

Writing Trait Conventions

Writer capitalizes the names of characters.

An **imperative sentence** ends in a period.



Conventions

Kinds of Sentences

- **Remember** Most **imperative** sentences end with periods. **Exclamatory** sentences end with exclamation marks (!).

Let's remember our scene plan!

Writing Plan



Four-Column Chart


| character | What I am like | What I feel | What I want |
|----------------|------------------------------|----------------|----------------------------------|
| Little Red Ant | curious | puzzled | to know who is the strongest one |
| Little boy | Strong can lift heavy things | Afraid of bees | to stay away from bees |

Writing Prompt

Think about the questions Little Red Ant asks the characters in the play. Now write a play scene in which the ant asks a boy about strength.


Notice

- ★ Capitalize the names of the characters " **L**ittle **R**ed **A**nt".
- ★ Draw a colon after the speaker's name.
- ★ Each line in a play has three parts: the speaker's name, the colon , and the words the speaker says.



Writing Prompt

Boy Strong carrying firewood
bunch have heavy looks
strongest stronger who Are
You Bee sting might she



A Strong Boy

Little Red Ant: Little Boy, what are you carrying?

Little Boy: I have a bunch of firewood.

Little Red Ant: That looks heavy! Are you the strongest one of all?

Little Boy: No, I am not the strongest of all.

Little Red Ant: Who is stronger than you?

Little Boy: Bee is stronger than me. Bee can chase me. She might sting me.

Wrap up!

Today, you learned how to write a play scene.

Key Features of a Play Scene



1

A play scene is part of a story that is acted out.



2

The characters speak.



3

A character's name at the beginning of each speech tells who says it.

