

A photograph of four models (two men and two women) wearing denim shirts, standing against a light blue background. The models are arranged in a group, with two in the front and two slightly behind them. They are all smiling or looking towards the camera. The text 'LC Waikiki' is in the top left corner.

LC Waikiki

ALARM TAGGING GUIDELINE

2019

KL 007 Rev. NO:01

GENERAL OVERVIEW

THERE ARE MANY DIFFERENT TOOLS A RETAILER CAN USE IN LOSS PREVENTION.

- CUSTOMER SERVICE
- ALARM TAGS
- CAMERAS

CUSTOMER SERVICE IS OUR FIRST LINE OF DEFENCE HOWEVER HOW WE TAG ALSO IMPACTS CUSTOMER SATISFACTION.

WE HAVE HAD THE RULE **'ONE TAG, ONE PRODUCT'** SYSTEM TO THE BUSINESS, AND THIS HAS BEEN DONE FOR A NUMBER OF REASONS:

1. IMPROVE CUSTOMER SERVICE / SATISFACTION
2. IMPROVE WAIT TIMES AT THE CASH DESK
3. MINIMISE DAMAGE TO GARMENTS BY MINIMISING THE NUMBER OF TAGS
4. REDUCE WORKLOAD OF TAGGING IN DEPOTS

THERE ARE OF COURSE ALWAYS EXCEPTIONS.

THIS MANUAL WILL GUIDE YOU THROUGH THE CORRECT TAGGING PROCESS AND WILL DEAL WITH EXCEPTIONS TO THE STANDARD **'ONE TAG, ONE PRODUCT'** RULE.

ALARM EQUIPMENT



SALUS TAG



INK PIN



NORMAL PIN



SOFT TAG



SENSORMATIC TAG



ALARM LANYARD



SUNGLASSES ALARM

TAGGING RULES

THERE ARE A NUMBER OF KEY RULES TO REMEMBER WHEN TAGGING:

1. USE ONLY ONE TAG PER PRODUCT (INCLUDING SETS) UNLESS INDICATED OTHERWISE WITHIN THIS MANUAL.
2. GARMENTS WITH BELTS WILL BE TAGGED ON THE GARMENT NOT THE BELT (ACCESSORIES MAY BE KIMBLED TO GARMENTS).
3. GARMENTS WITH JEWELLERY WILL BE TAGGED ON THE GARMENT NOT THE JEWELLERY (ACCESSORIES MAY BE KIMBLED TO GARMENTS).
4. GARMENTS WITH BOW TIES / TIES WILL BE TAGGED ON THE GARMENT NOT ON THE BOW TIE / TIE (ACCESSORIES MAY BE KIMBLED TO GARMENTS).
5. TWO PIECE SETS ARE TAGGED AT THE NECK OF THE TOP REGARDLESS OF WHETHER THEY HAVE A COLLAR.
6. INK PIN IS ONLY USED IN BG AND BU PRODUCTS. **PLEASE DO NOT USE INK PIN IN CK AND CU PRODUCTS.**
7. DELICATE FABRIC TOPS / DRESSES SHOULD BE TAGGED AT THE INSIDE SIDE SEAM LABEL SO AS NOT TO DAMAGE THE FABRIC OF THE GARMENT.
8. ONLY ONE TAG ON 3 PACK / 5 PACK SOCKS.
9. ONLY ONE TAG ON 3 PACK VESTS.
10. ONLY ONE TAG ON 3 PACK UNDERWEAR.
11. LANYARD ALARMS MUST BE USED ON ALL FLIP FLOPS AND SANDALS. EXCEPT FLIP FLOPS ALL THE SANDALS MUST BE TAGGED FROM ONLY LEFT ONE OF THE SHOES PAIR IT WILL HELP CUSTOMER CAN TRY THE SHOES EASILY. FLIP FLOPS MUST TAGGED TOGETHER BECAUSE THEY LOSE IN THE STORE.
12. LANYARD ALARMS MUST BE USED ON 2 PACK / 3 BACK BELTS.
13. LANYARDS ALARMS MUST BE USED ON ALL WALLETS.
14. OUTERWEAR WITH REMOVABLE HOODS OR REMOVABLE SLEEVES ARE TAGGED ONCE, ABOVE THE INSIDE SIDE SEAM.

TAGGING RULES

15. «ONE ALARM ONE PRODUCT» IS THE BASIC PRINCIPLE; HOWEVER, EXCEPTIONAL CASES WHERE SECOND ALARM CAN BE USED IN TERMS OF LOSS AND PREVENTION ACTION ARE AS BELOW:
 - CK; OUTERWEAR, JEAN, DRESSES
 - CU OUTERWEAR, JEAN AND VESTS
 - BG OUTERWEAR, JEAN, TRICOT JUMPERS, LONG SLEEVE TUNICS
 - BU OUTERWEAR, JEAN, JERSEY SWEATS
16. BECAUSE THERE IS A HIGH RISK OF ONE OF A PRODUCT TO BE LOST IN THE SETS, SECOND ALARM CAN BE USED. FOR DETAILED INFORMATION PLEASE SEE PAGE 24-37.
17. YOU MAY USE SECOND ALARM IN THE ABOVE LISTED PRODUCTS. NEVER USE THE THIRD ALARM.
18. PLEASE, CHECK PAGE 101-102-103-104-105 TO LEARN WHERE TO PLACE THE SECOND ALARM

COLLARLESS TOPS

ALL TOPS **WITHOUT A COLLAR** WILL BE TAGGED ON THE NECK OF THE GARMENT TO THE LEFT OF THE BACK NECK WOVEN LABEL.

THE BACK NECK WOVEN LABEL IS AT A PRE DETERMINED POSITION IN ALL GARMENTS AND GIVES US CONSISTENCY IN TAGGING.

THE ONLY 3 EXCEPTIONS TO THIS POSITION FOR TOPS WITHOUT A COLLAR:

1. WHEN THERE IS NO NECK e.g. STRAPPY TOP, WE TAG ON THE BACK TO THE LEFT OF THE WOVEN LABEL.
2. WHEN THERE IS NO NECK SEAM, WE TAG ABOVE THE INSIDE SIDE SEAM GARMENT LABEL.
3. WHEN THE FABRIC AT THE NECK IS DELICATE, WE TAG ABOVE THE INSIDE SIDE SEAM GARMENT LABEL.

TOPS INCLUDE:

- COLLARLESS SHIRTS
- COLLARLESS BLOUSES
- TOPS
- T-SHIRTS
- TANK TOPS
- SWEAT TOPS
- KNITWEAR
- CARDIGANS

THE PRODUCT SHOULD BE TAGGED WITH THE PIN ON THE INTERIOR OF THE GARMENT AND THE MAIN TAG ON THE EXTERIOR.



TOPS – SHIRTS / BLOUSES / TOPS

ALL WOVEN TOPS **WITHOUT A COLLAR** ARE TAGGED ON THE NECK OF THE GARMENT TO THE LEFT OF THE BACK NECK WOVEN LABEL. BELTS ARE NOT

AL



TOPS – DRESSES

ALL WOVEN TOPS **WITHOUT A COLLAR** ARE TAGGED ON THE NECK OF THE GARMENT TO THE LEFT OF THE BACK NECK WOVEN LABEL. BELTS ARE NOT TAGGED ON BLOUSES. YOU SHOULD USE NORMAL PIN.



EXCEPTIONS

ALL TOPS **WITHOUT A COLLAR** ARE TAGGED ON THE NECK OF THE GARMENT TO THE LEFT OF THE BACK NECK WOVEN LABEL EXCEPT THE FOLLOWING BECAUSE THERE IS NO LINE ON THE NECK TO PIN. YOU SHOULD USE NORMAL PIN.



EXCEPTION 2: BLOUSES/TOPS WITH NO NECK SEAM MAY BE TAGGED ABOVE THE INSIDE SIDE SEAM SO AS NOT TO DAMAGE THE GARMENT.



EXCEPTION 3: BLOUSES/TOPS WITH DELICATE FABRIC MAY BE TAGGED ABOVE THE INSIDE SIDE SEAM SO AS NOT TO DAMAGE THE GARMENT.

EXCEPTIONS

ALL TOPS **WITHOUT A COLLAR** ARE TAGGED ON THE NECK OF THE GARMENT TO THE LEFT OF THE BACK NECK WOVEN LABEL **EXCEPT** THE FOLLOWING BECAUSE THERE IS NO LINE ON THE NECK TO PIN. YOU SHOULD USE NORMAL PIN.



COLLAR TOPS

ALL TOPS **WITH A COLLAR** WILL BE TAGGED ABOVE THE INSIDE SIDE SEAM GARMENT LABEL.

THERE ARE NO EXCEPTIONS TO THIS RULE FOR GARMENTS WITH COLLARS.

THE INSIDE SIDE SEAM LABEL IS AT A PRE DETERMINED HEIGHT IN ALL GARMENTS AND GIVES US CONSISTENCY IN TAGGING.

COLLARED TOPS INCLUDE:

- SHIRTS
- BLOUSES
- FORMAL JACKETS
- POLO SHIRTS
- HOODED TOPS
- KNITWEAR
- CARDIGANS
- OUTERWEAR

THE PRODUCT SHOULD BE TAGGED WITH THE PIN ON THE INTERIOR OF THE GARMENT AND THE MAIN TAG ON THE EXTERIOR.

MULTI PIECE SETS ARE DEALT WITH IN THE FINAL SECTION OF THIS MANUAL.



TOPS – SHIRTS / BLOUSES

ALL WOVEN TOPS **WITH A COLLAR** ARE TAGGED ABOVE THE INSIDE SIDE SEAM GARMENT LABEL YOU MUST USE NORMAL PIN.



ON SHIRTS WITH A HALF BOW AS SHOWN HERE, WE TAG THE SHIRT AS NORMAL AND KIMBLE THE BOW TO THE SHIRT.

TOPS – HOODED TOPS / POLO SHIRTS

ALL POLO SHIRTS AND HOODED TOPS **WITH A COLLAR** ARE TAGGED ABOVE THE INSIDE SIDE SEAM GARMENT LABEL. YOU SHOULD USE NORMAL PIN



TOPS – OUTERWEAR

ALL OUTERWEAR IS TAGGED ABOVE THE INSIDE SIDE SEAM GARMENT LABEL. OUTERWEAR WITH REMOVABLE HOODS / SLEEVES ARE TAGGED ONCE, ABOVE THE INSIDE SIDE SEAM. YOU MUST USE NOMAL PIN.



****OUTERWEAR WITH REMOVABLE INSIDE LAYER ARE TAGGED ABOVE THE INSIDE SIDE SEAM OF THE INSIDE LAYER THROUGH BOTH LAYERS TO THE COAT EXTERIOR.**

TOPS – KNITWEAR

ALL KNITWEAR **WITH A COLLAR** INCLUDING TURTLE NECKS / SHAWL COLLARS ARE TAGGED ABOVE THE INSIDE SIDE SEAM GARMENT LABEL. BELTS ARE NOT TAGGED ON CARDIGANS. YOU MUST USE NORMAL PIN.



TURTLE NECK SWEATER



SHAWL COLLAR SWEATER



BELTED SHAWL COLLAR CARDIGAN

TOPS – DRESS

ALL DRESS **WITH A COLLAR** INCLUDING TURTLE NECKS / SHAWL COLLARS ARE TAGGED ABOVE THE INSIDE SIDE SEAM GARMENT LABEL.
BELTS ARE NOT TAGGED ON CARDIGANS. YOU MUST USE NORMAL PIN.



TOPS – FORMAL JACKETS

ALL FORMAL JACKETS **WITH A COLLAR** WILL BE TAGGED ON THE SAME SIDE AS SHIRTS, ON THE REAR SIDE SEAM JUST ABOVE THE VENT LINE YOU MUST USE NOMAL PIN.



BOTTOMS

ALL BOTTOMS EXCEPT DENIM WILL BE TAGGED FROM THE BACK WAISTBAND TO THE LEFT OF THE BACK WAIST WOVEN LABEL.

THE ONLY EXCEPTION TO THIS POSITION IS FOR BOTTOMS WITH MATHCING TIGHTS:

1. WHEN THERE IS A PAIR OF TIGHTS SOLD WITH THE BOTTOM, WE TAG ON THE FRONT LEFT OF THE WAISTBAND.

ALL BOTTOMS EXCEPT DENIM WILL BE TAGGED USING THE 'NORMAL PIN' ALARMS.

THESE BOTTOMS INCLUDE:

- CHINOS
- 5 POCKET TROUSERS
- FORMAL TROUSERS
- SHORTS
- SKIRTS


THE PRODUCT SHOULD BE TAGGED WITH THE PIN ON THE INTERIOR OF THE GARMENT AND THE MAIN TAG ON THE EXTERIOR.

MULTI PIECE SETS ARE DEALT WITH IN THE FINAL SECTION OF THIS MANUAL.



BOTTOMS – NON DENIM

ALL BOTTOMS EXCEPT DENIM WILL BE TAGGED FROM THE BACK WAISTBAND TO THE LEFT OF THE BACK WAIST WOVEN LABEL. YOU SHOULD USE NORMAL PIN



DENIM

ALL DENIM WILL BE TAGGED FROM THE BACK CENTRE SEAM BELOW THE BACK WAIST WOVEN LABEL.

PINS ARE POSITIONED APPROX. 3CM BELOW WAISTBAND. TAG ABOVE THE THICKEST PART OF THE SEAM.

THE PRODUCT SHOULD BE TAGGED WITH THE PIN ON THE INTERIOR OF THE GARMENT AND THE MAIN TAG ON THE EXTERIOR.



LCWJEANS



INK PIN ALARM TAG SHOULD BE LOCATED 3 CM BELOW THE BELT SECTION AS SHOWN.



BOTTOMS - DENIM

ALL DENIM WILL BE TAGGED FROM THE BACK CENTRE SEAM BELOW THE BACK WAIST WOVEN LABEL. BELTS ARE NOT TAGGED ON JEANS.



DENIM PRODUCT MUST BE TAGGED USING THE INK PIN NOT THE NORMAK PIN. DENIM SHIRTS, SHORTS, SKIRT AND JACKETS MIGHT BE TAGGED BOTH NORMAK PIN OR INK PIN. INK PIN WHICH YOU HAVE IN THE STORE MUST BE USED FOR «DENIM TROUSERS» FIRST OF ALL.

PINS ARE POSITIONED 3CM BELOW WAISTBAND AND ITEMS ARE TAGGED ON CENTRE BACK SEAM OF BOTTOMS.

BOTTOMS - DENIM



IF THE MATERIAL IS DENIM ON THE COLORFUL TROUSERS YOU MUST USE INK PIN.

IF YOU DON'T DECIDED THE MATERIAL AGAIN USE THE INK PIN.



MULTI PIECE SETS

ALL SETS WILL BE TAGGED ACCORDING TO THE BEST LOCATION IN ORDER TO SHOW THE PRODUCT AND IT'S ACCESSORIES TO THE CUSTOMER.

THIS MAY BE ON THE NECK TO THE LEFT OF THE BACK NECK WOVEN LABEL, OR ABOVE THE INSIDE SIDE SEAM GARMENT LABEL, OR IN ANOTHER LOCATION AS SHOWN IN THESE PAGES.

THE FOLLOWING SETS WILL HAVE ONLY ONE TAG:

1. TWO PIECE SET.
2. THREE PIECE SET.

THE FOLLOWING SETS WILL HAVE ONLY TWO TAGS:

1. SELECTED 3 PIECE SETS (BABY COMBINATION HANGER)
2. 23 NISAN COSTUMES.
3. 4-5 PIECE SETS.

SETS INCLUDE:

- LAYERED TOPS
- TRACKSUIT SETS
- BOTTOM & TIGHTS SET
- TOPS SETS
- BOTTOMS SETS
- PRODUCT & ACCESSORY SETS

THE PRODUCT SHOULD BE TAGGED WITH THE PIN ON THE INTERIOR OF THE GARMENT AND THE MAIN TAG ON THE EXTERIOR.



2 PIECE SETS

ALL SETS ARE TAGGED ACCORDING TO THE BEST LOCATION IN ORDER TO SHOW THE PRODUCT AND IT'S ACCESSORIES TO THE CUSTOMER. LAYERED TOPS ARE TAGGED ON THE NECK TO THE LEFT OF THE BACK NECK WOVEN LABEL YOU SHOULD USE NORMAL PIN



2 PIECE SETS

ALL SETS ARE TAGGED ACCORDING TO THE BEST LOCATION IN ORDER TO SHOW THE PRODUCT AND IT'S ACCESSORIES TO THE CUSTOMER.

TRACKSUITS AND TOP/BOTTOM SETS ARE TAGGED ON THE NECK OF THE TOP TO THE LEFT OF THE BACK NECK WOVEN LABEL THROUGH TO THE BOTTOMS ON THE HANGER BEHIND REGARDLESS OF THE COLLAR. YOU MUST USE NORMAL PIN.



2 PIECE SETS

ALL SETS ARE TAGGED ACCORDING TO THE BEST LOCATION IN ORDER TO SHOW THE PRODUCT AND IT'S ACCESSORIES TO THE CUSTOMER. YOU MUST USE NOMAL PIN.



2 PIECE SETS

ALL SETS ARE TAGGED ACCORDING TO THE BEST LOCATION IN ORDER TO SHOW THE PRODUCT AND IT'S ACCESSORIES TO THE CUSTOMER. YOU SHOULD USE NORMAL PIN



2 PIECE SETS – PRODUCT & ACCESSORY

ALL SETS ARE TAGGED ACCORDING TO THE BEST LOCATION IN ORDER TO SHOW THE PRODUCT AND IT'S ACCESSORIES TO THE CUSTOMER. YOU SHOULD USE NORMAL PIN



3 PIECE SETS

ALL SETS ARE TAGGED ACCORDING TO THE BEST LOCATION IN ORDER TO SHOW THE PRODUCT AND IT'S ACCESSORIES TO THE CUSTOMER.



3 PIECE SETS – BABY COMBINATION HANGER

ALL SETS ARE TAGGED ACCORDING TO THE BEST LOCATION IN ORDER TO SHOW THE PRODUCT AND IT'S ACCESSORIES TO THE CUSTOMER. 3 PIECE SETS ON BABY OUTFIT COMBINATION HANGERS WILL REQUIRE 2 ALARM TAGS. ONE FOR THE TOPS AND ONE FOR THE BOTTOM.



4-5 PIECE SETS

ALL SETS ARE TAGGED ACCORDING TO THE BEST LOCATION IN ORDER TO SHOW THE PRODUCT AND IT'S ACCESSORIES TO THE CUSTOMER. 4-5 PIECE SETS ON BABY WILL REQUIRE 2 ALARM TAGS.



A NORMAL PIN IS ENOUGH FOR THIS PRODUCT.

3 VE DAHA FAZLA PARÇALI TAKIMLAR

IF YOU NEED TWO DIFFERENT PIN YOU CAN USE AS SHOWN.



3 VE DAHA FAZLA PARÇALI TAKIMLAR

IF YOU NEEDN TWO DIFFERENT PIN YOU CAN USE AS SHOWN.



COSTUMES

COSTUMES ARE TAGGED ACCORDING TO THE BEST LOCATION IN ORDER TO SHOW THE PRODUCT AND IT'S ACCESSORIES TO THE CUSTOMER. COSTUMES WITH MULTIPLE ACCESSORIES WILL REQUIRE 2 ALARM TAGS – ONE NORMAL TAG AND ONE LANYARD TAG / TWO LANYARD TAGS.



IF ACCESSORIES FOR COSTUMES COME IN SEPARATE BAG WE TAG THESE USING THE LANYARD TAG.



COSTUMES

COSTUMES ARE TAGGED ACCORDING TO THE BEST LOCATION IN ORDER TO SHOW THE PRODUCT AND IT'S ACCESSORIES TO THE CUSTOMER. COSTUMES WITH MULTIPLE ACCESSORIES WILL REQUIRE 2 ALARM TAGS – ONE NORMAL TAG AND ONE LANYARD TAG / TWO LANYARD TAGS.



IF ACCESSORIES FOR COSTUMES COME IN SEPARATE BAG WE TAG THESE USING THE LANYARD TAG.



COSTUMES

COSTUMES ARE TAGGED ACCORDING TO THE BEST LOCATION IN ORDER TO SHOW THE PRODUCT AND IT'S ACCESSORIES TO THE CUSTOMER. COSTUMES WITH MULTIPLE ACCESSORIES WILL REQUIRE 2 ALARM TAGS – ONE NORMAL TAG AND ONE LANYARD TAG / TWO LANYARD TAGS.



UNDERWEAR

ALL UNDERWEAR WILL BE TAGGED ACCORDING TO THE BEST LOCATION IN ORDER TO SHOW THE PRODUCT TO THE CUSTOMER.

THIS MAY BE ON THE NECK TO THE LEFT OF THE BACK NECK WOVEN LABEL / ON THE WAIST TO THE LEFT OF THE WOVEN LABEL IF IT IS A SINGLE ITEM, OR IT MAY DIFFER FOR VARIOUS MULTI PACK ITEMS.

ALL UNDERWEAR, PYJAMAS AND PACKS WILL HAVE ONLY ONE TAG.

UNDERWEAR INCLUDES:

- CAMISOLES
- PYJAMA SETS
- PYJAMA BOTTOMS
- NIGHTDRESSES
- UNDERSHIRTS
- KNICKERS / PANTS / BOXERS
- LINGERIE
- SLIPPERS

THE PRODUCT SHOULD BE TAGGED WITH THE PIN ON THE INTERIOR OF THE GARMENT AND THE MAIN TAG ON THE EXTERIOR.



UNDERWEAR

PACKS ARE TAGGED ACCORDING TO THE BEST LOCATION IN ORDER TO SHOW THE PRODUCT AND TO THE CUSTOMER.



UNDERWEAR

LINGERIE IS TAGGED ON THE BACK , BACK STRAP OR WAIST OF THE PRODUCT TO THE LEFT OF THE WOVEN OR PRINTED LABEL.



SLIPPERS

SLIPPERS ARE TAGGED IF THEY ARE A SOFT BOOT STYLES OR USING JUST ONE TAG ON THE LEFT FOOT IF THEY ARE A STRUCTURED STYLE AS PER ALL OTHER FOOTWEAR.



FOR SOFT BOOT STYLE SLIPPERS WE TAG BOTH FEET TOGETHER AS SHOWN ABOVE AND TO THE LEFT.

ACCESSORIES

ALL ACCESSORIES WILL BE TAGGED ACCORDING TO THE BEST LOCATION IN ORDER TO SHOW THE PRODUCT TO THE CUSTOMER.

ALL ACCESSORIES, SOCKS AND FOOTWEAR WILL HAVE ONLY ONE TAG.

ALL FOOTWEAR

THESE INCLUDE:

- FOOTWEAR
- SOCKS / TIGHTS
- BAGS
- HATS
- SCARVES
- GLOVES
- PURSES / WALLETS
- TIES / BOW TIES
- BELTS
- BABY BIBS

THE PRODUCT SHOULD BE TAGGED WITH THE PIN ON THE INTERIOR OF THE PRODUCT AND THE MAIN TAG ON THE EXTERIOR.



FOOTWEAR

ALL FOOTWEAR IS TAGGED ACCORDING TO THE BEST LOCATION IN ORDER TO SHOW THE PRODUCT TO THE CUSTOMER. THE LOCATION MAY VARY BETWEEN LACED SHOES AND NON LACED SHOES, HOWEVER ALL FOOTWEAR PAIRS USE ONLY ONE TAG.



LACED SHOES ARE TAGGED
THROUGH TOP OUTER EYELET OF
THE LEFT SHOE.

FOOTWEAR

ALL SANDALS ARE TAGGED ACCORDING TO THE BEST LOCATION IN ORDER TO SHOW THE PRODUCT TO THE CUSTOMER.



SHOESLAR

ALL FLIP FLOPS ARE TAGGED USING LANYARD TAGS, ACCORDING TO THE BEST LOCATION IN ORDER TO SHOW THE PRODUCT TO THE CUSTOMER.



FOOTWEAR

ALL BOOTS ARE TAGGED ACCORDING TO THE BEST LOCATION IN ORDER TO SHOW THE PRODUCT TO THE CUSTOMER. THE LOCATION MAY VARY BETWEEN LACED BOOTS AND NON LACED BOOTS, HOWEVER ALL FOOTWEAR PAIRS USE ONLY ONE TAG.



NON LACED BOOTS ARE TAGGED THROUGH THE BACK CENTRE SEAM OF THE LEFT BOOT.

FOOTWEAR

ALL SHOES MUST BE TAGGED WITH ONE TAG. IF YOU DISPLAY SHOES ON THE WALLS AS A DISPLAY, PLEASE TAG THE LEFT ONE.



SOCKS / TIGHTS

ALL SOCKS REGARDLESS OF WHETHER THEY ARE SINGLES OR PACKS ARE TAGGED USING ONLY ONE TAG. THE LOCATION MAY VARY BETWEEN THE HEEL OR THE TOP OF THE SOCK AS SHOWN BELOW. WE DO NOT TAG THIN LIGHT WEIGHT TIGHTS AS THE PINS RIP THE PRODUCT!



THICK KNITTED TIGHTS MAY BE TAGGED.



SOME SOCKS ARE TAGGED AT THE TOE OR HEEL.

WHERE POSSIBLE TAGS ARE POSITIONED ON THE LEFT SOCK OR BY TOP RIGHT ON THE CARD AS YOU LOOK AT IT.

LIGHT WEIGHT TIGHTS ARE **NOT** TAGGED.

BAGS

ALL BAGS ARE TAGGED ACCORDING TO THE BEST LOCATION IN ORDER TO SHOW THE PRODUCT TO THE CUSTOMER.



ON COURIER STYLE BAGS WE TAG ON THE STRAP BY THE METAL RING AND THERE WE MAY USE A LANYARD OR NORMAL TAG.



ON BAGS WITH ZIPS WE TAG ON THE END OF THE ZIP WHEN THE ZIP IS CLOSED.

ON SACHEL STYLE BAGS WE TAG ON THE RIGHT HAND END OF THE BAG AS SHOWN ABOVE.

BAGS

ALL BAGS ARE TAGGED ACCORDING TO THE BEST LOCATION IN ORDER TO SHOW THE PRODUCT TO THE CUSTOMER.



ON SOFT PULL TIE BAGS WE TAG ON THE TOP ON THE BACK SIDE OF THE BAG.



ON BACKPACKS WE TAG ON THE BACK STRAP AS SHOWN ABOVE.

PURSES / WALLETS

ALL PURSES/WALLETS ARE TAGGED ACCORDING TO THE BEST LOCATION IN ORDER TO SHOW THE PRODUCT TO THE CUSTOMER. WHERE POSSIBLE WE SHOULD **ALWAYS** TRY TO USE LANYARD TAGS TO MINIMISE THE DAMAGE TO THE PRODUCT.



HATS

ALL HATS ARE TAGGED ON THE BACK SEAM IDEALLY ABOVE THE INSIDE SIDE SEAM LABEL TO ENSURE COMFORT FOR THE CUSTOMER WHEN TRYING ON.



SCARVES / GLOVES

ALL GLOVES ARE TAGGED TOGETHER AT THE OPENING OF THE GLOVE AND WITHOUT OBSTRUCTING THE PLASTIC HOOK. ALL SCARVES ARE TAGGED ABOVE THE INSIDE SIDE SEAM LABEL.



TIES / BOW TIES

ALL TIES / BOW TIES ARE TAGGED ACCORDING TO THE BEST LOCATION IN ORDER TO SHOW THE PRODUCT TO THE CUSTOMER YOU MUST USE NORMAL PIN.



KIDS SETS ARE TAGGED THROUGH THE PACKAGING AND PRODUCT ON THE RIGHT HAND SIDE.

TIES



TIES



BELTS

ALL BELTS ARE TAGGED ACCORDING TO THE BEST LOCATION IN ORDER TO SHOW THE PRODUCT TO THE CUSTOMER. 2 PACK / 3 PACK BELTS SHOULD **ALWAYS** BE TAGGED USING A SHORT LANYARD TAG. SINGLE BELTS MAY BE TAGGED WITH A NORMAL TAG OR LANYARD TAG.



BABY BIBS / BLANKETS

ALL BIBS / BLANKETS ARE TAGGED ON THE BACK NECK OR ABOVE THE INSIDE SIDE SEAM LABEL.



TAGGING SUNGLASSES

ALARM TYPE AND ALARM TAGGING OF SUNGLASSES ARE AS SHOWN BELOW




JEWELLERY

- TAGGING SHOULD BE DONE AS SHOWN.



JEWELLERY



JEWELLERY



JEWELLERY



GIRLS ACCESSORIES



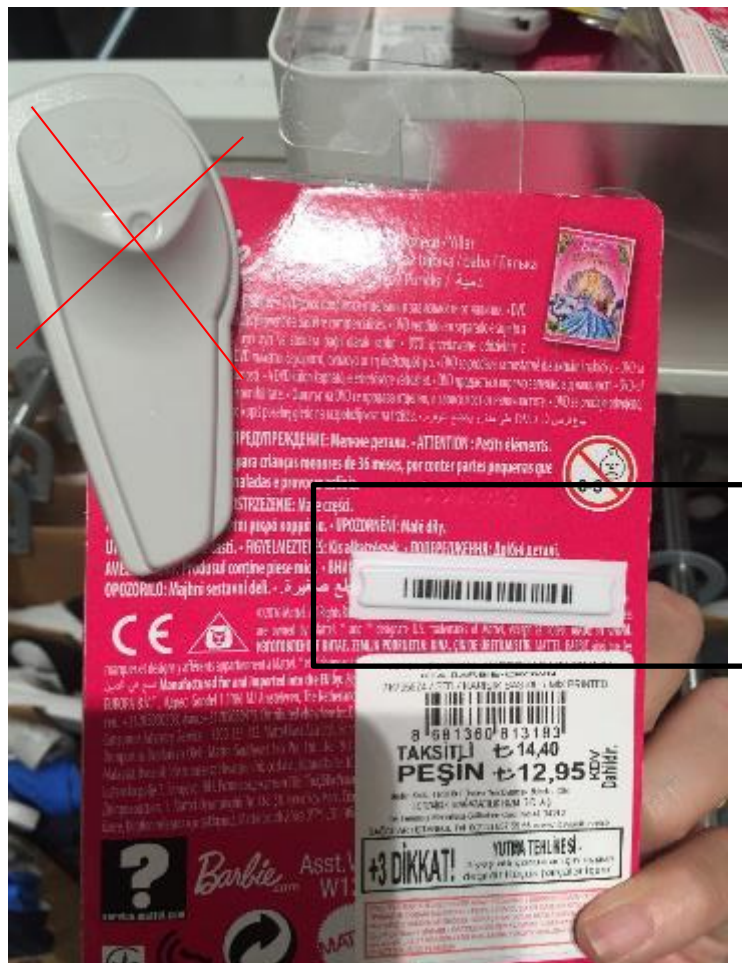
ALARM TAGGING GUIDELINE

TOYS

- TOYS SHOULD BE DONE AS SHOWN ON THE IMAGE.



- TOYS SHOULD BE DONE AS SHOWN ON THE IMAGE.



TOYS



ALARM TAGGING GUIDELINE

TOYS



TOYS



TOYS



TOYS



TOYS



TOYS



TOYS



TOYS



TOYS



TOYS



TOYS



TOYS



TOYS



TOYS

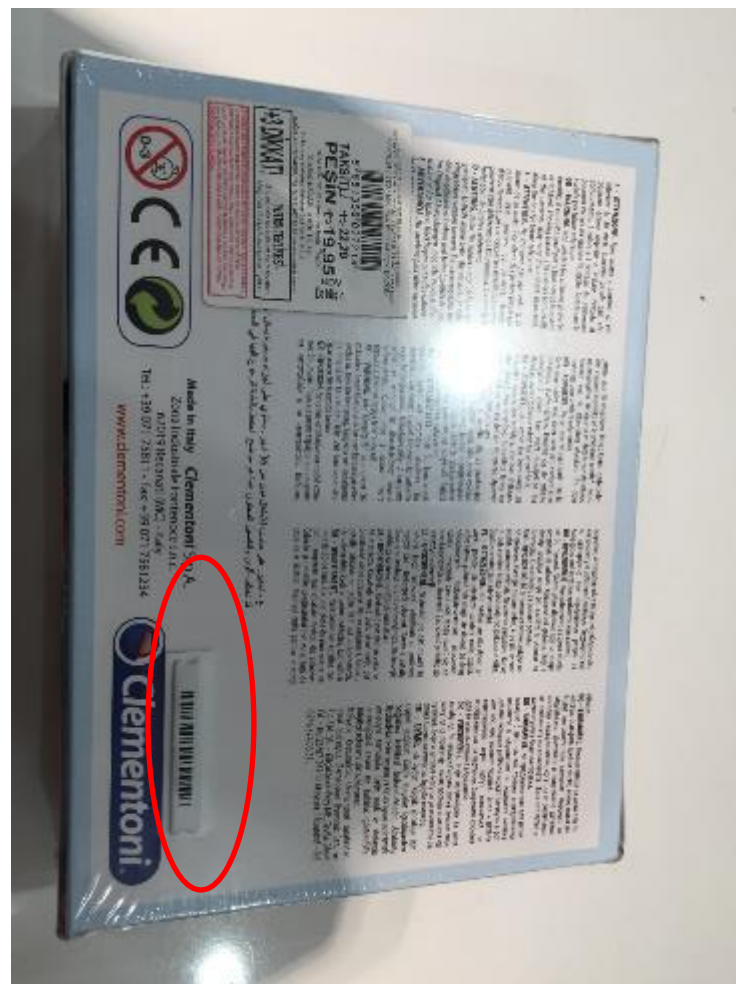


TOYS



TOYS





TOYS



TOYS



SWIMWEAR

ALL SWIMWEAR WILL BE TAGGED ACCORDING TO THE BEST LOCATION IN ORDER TO ALLOW THE CUSTOMER TO TRY ON COMFORTABLY.

THIS MAY BE UNDER THE ARMPIT FOR BIKINIS / ON THE NECK TO THE LEFT OF THE BACK NECK WOVEN LABEL / ON THE WAIST TO THE LEFT OF THE WOVEN LABEL.

SWIMWEAR INCLUDES:

- SUIMSUITS
- SWIM SHORTS
- BIKINIS
- COVER-UPS
- TOWELS
- FLIP FLOPS
- SUNGLASSES

THE PRODUCT SHOULD BE TAGGED WITH THE PIN ON THE INTERIOR OF THE GARMENT AND THE MAIN TAG ON THE EXTERIOR.



SWIMWEAR

ALL SINGLE PIECE SWIMWEAR IS TAGGED ACCORDING TO THE BEST LOCATION IN ORDER TO ALLOW THE CUSTOMER TO TRY ON COMFORTABLY.



BIKINI TOPS ARE TAGGED ON THE LEFT UNDER THE ARMPIT LOCATION AT THE BOTTOM.



TRIANGLE BIKINI TOPS ARE TAGGED ON THE LEFT AT THE BOTTOM OF THE TRIANGLE.

SWIMWEAR

BIKINI SETS ARE TAGGED ACCORDING TO THE BEST LOCATION IN ORDER TO SHOW THE PRODUCT TO THE CUSTOMER. HOLIDAY SHOP ACCESSORIES ARE STAGGED AS PER STANDARDS ACCESSORIES TAGGING. SUNGLASSES ARE TAGGED USING LANYARD TAG.



STANDARDS BIKINI TOP SETS ARE TAGGED ON THE BACK WAIST OF THE BOTTOMS TO THE LEFT OF THE WOVEN LABEL, THROUGH TO THE BACK STRAP SEAM.



TRIANGLE BIKINI TOP SETS ARE TAGGED ON THE LEFT AT THE BOTTOM OF THE TRIANGLE, THROUGH TO THE BIKINI BOTTOM SEAM.



HOME

ALL HOME PRODUCTS SHOULD BE TAGGED AS SHOWN ON THE IMAGE.



HOME



HOME



HOME



HOME



HOME



HOME



HOME



HOME



HOME



HOME



DOUBLE TAGGING STANDARDS

IN ALL GROUPS JEANS AND PANTS



DOUBLE TAGGING

IN ALL GROUPS, OUTERWEAR:



DOUBLE TAGGING

IN BG TRICOTS AND LONG SLEEVE TUNICS, IN BU JERSEY SWEATSHIRTS:



DOUBLE TAGGING

IN CK DRESSES:



DOUBLE TAGGING

IN CU VESTS:

