

# «My Family»



Урок английского языка в 4 классе.  
Выполнила:  
Королёва Светлана Юрьевна

# Урок английского языка на тему «My Family»

**Цель урока:** систематизировать коммуникативные умения обучающихся по теме «My Family».



# Актуализация знаний

## Exercises 1.

Let's play «Family Quiz».

Work in groups.

Instruction: Listen to the questions and answer them. Guess who they are?

- What do you call the father of your father?
- What do you call the daughter of your sister?
- What do you call the wife of your brother?
- What do you call the son of your parents?
- What do you call the sister of your father?
- What do you call the mother of your grandfather?
- What do you call the daughter of your aunt?

# Актуализация знаний



## Exercises 2.

Work in groups.

Instruction: Listen to track «Big happy family» and answer the questions (about Uncle Harry, Aunt Pam, Cousin Robbie):

- What does she/he look like?
- What is she/he like?
- Group 1: Tell about Uncle Harry.
- Group 2: Tell about Aunt Pam.
- Group 3: Tell about Cousin Robbie.

# Актуализация знаний



## Exercises 3.

All class.

Instruction: Listen to track «The plan from Australlia» and answer the question. Where are the children?

## Exercises 4.

All class.

Instruction: Listen again. Are these sentences True or False?

1. Uncle Harry is in Australlia now.
2. He has got a lot of pets.
3. He is tall and slim and he's got fair hair.
4. He is a teacher.

# Формулирование темы урока, постановка цели урока.

## Exercises 5.

All class.

Instruction: *Listen to the song and watch a small clip («The Finger Family»).* What is the theme of our lesson?



# Совершенствование знаний



## Exercises 6.

All class.

Instruction: *Watch the video «Story Time - My Family» and remember these family members.*



# Проверка знаний



## Exercises 7.

Work in pairs.

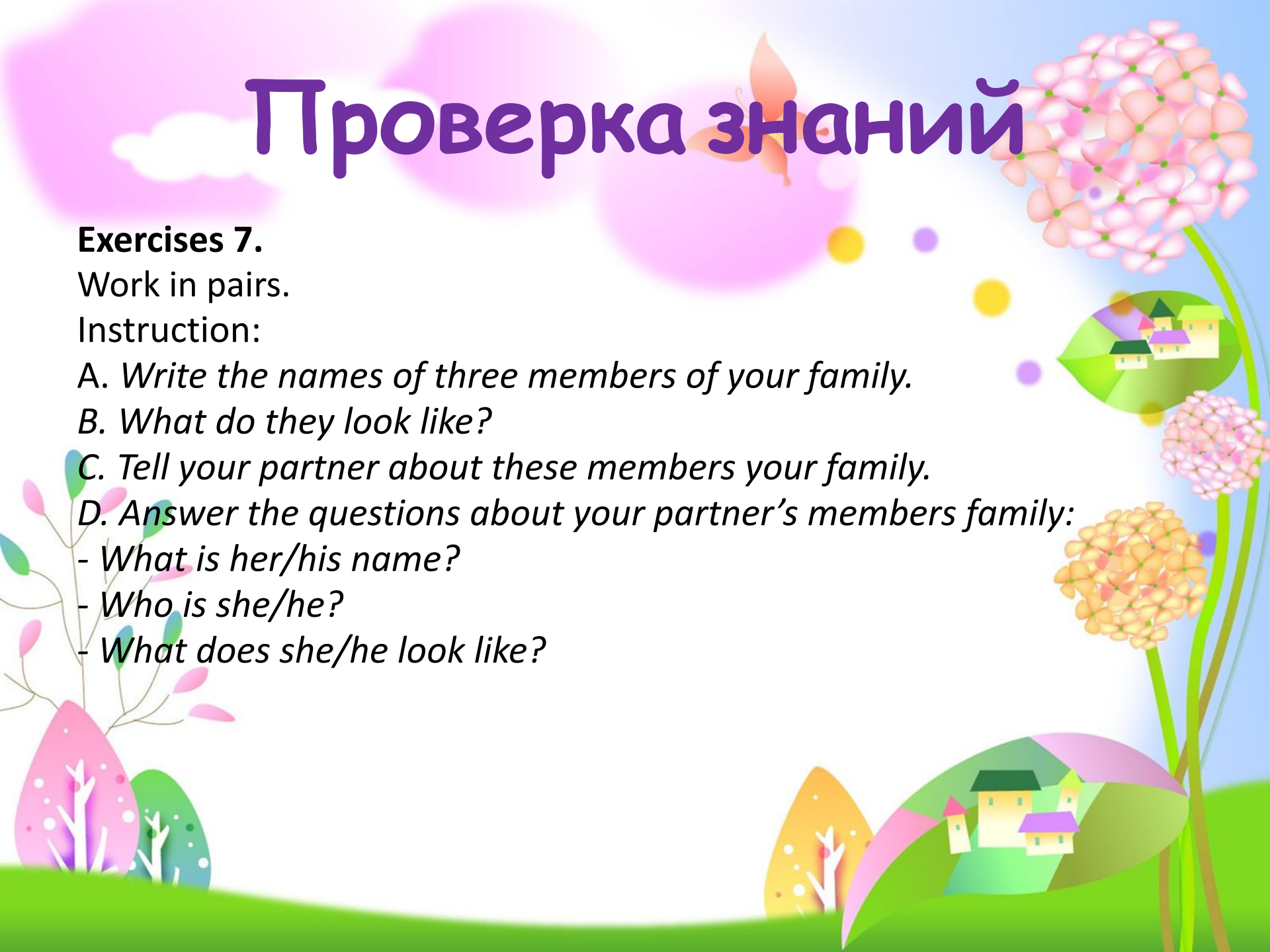
Instruction:

A. Write the names of three members of your family.

B. What do they look like?

C. Tell your partner about these members your family.

D. Answer the questions about your partner's members family:

- What is her/his name?
  - Who is she/he?
  - What does she/he look like?
- 



# Dynamic pause



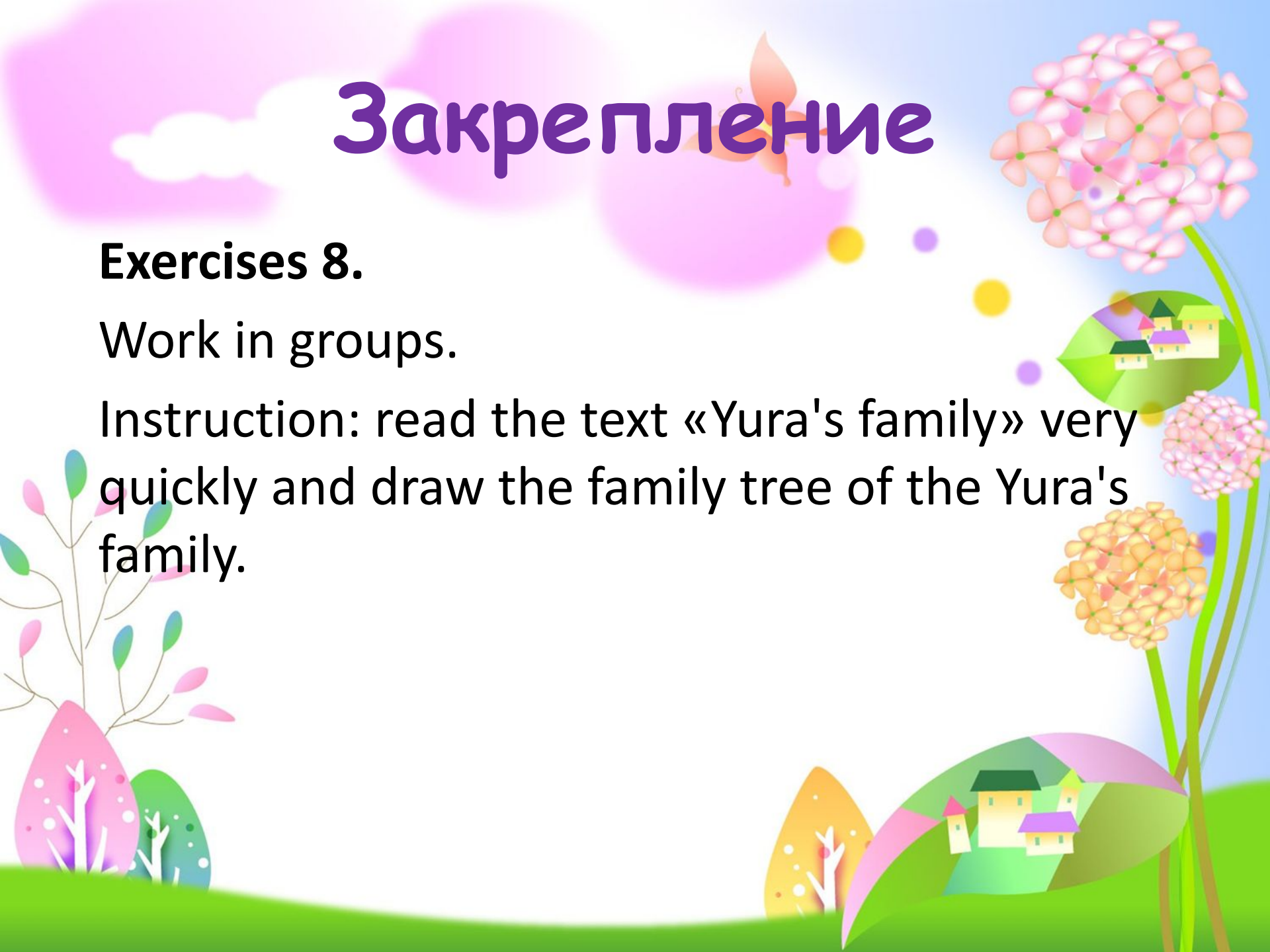
Are you tired? Let`s relax and dance!

# Закрепление

## Exercises 8.

Work in groups.

Instruction: read the text «Yura's family» very quickly and draw the family tree of the Yura's family.





# Summary

What have you learnt today?

What have we done today?

# Homework

Draw your family tree. Use the questions as a plan and prepare the story about your family. You may take some photos.

Questions:

1. What is your family like?
2. How many family members are there in your family?
3. What are your parents' names?
4. How old are they?
5. What do they look like?
6. What is their character like?
7. Have you got a sister or a brother?
8. What is his/her name?
9. How old is he/she?
10. What does he/she look like?
11. What is his/her character like?
12. Is your family friendly?



# Reflection

*You have your own families, but our school is a family, our class is a family too!*

- Did you like the lesson?
- What did you like best of all?


*I'd like you to vote our lesson with the help of the men (smilies) who you have on the table. Draw them face and create a picture of our family. Let's glue them to our school family picture.*



I did all my best!  
Excellent!




I tried as much as I  
could. That's great!



I should learn English better!  
Not very well...

***Thank you for your work! You were active, clever and friendly pupils.***



*Sometimes you say "Hello!"  
Because the bell has gone,  
And every day you say  
"Good day, Good day, Good day!"  
It's time to say "Good bye!"  
Good bye, my children, bye!*