

Read and listen.  156



важно

cover.

title

author


illustration

characters, or people, in the book.



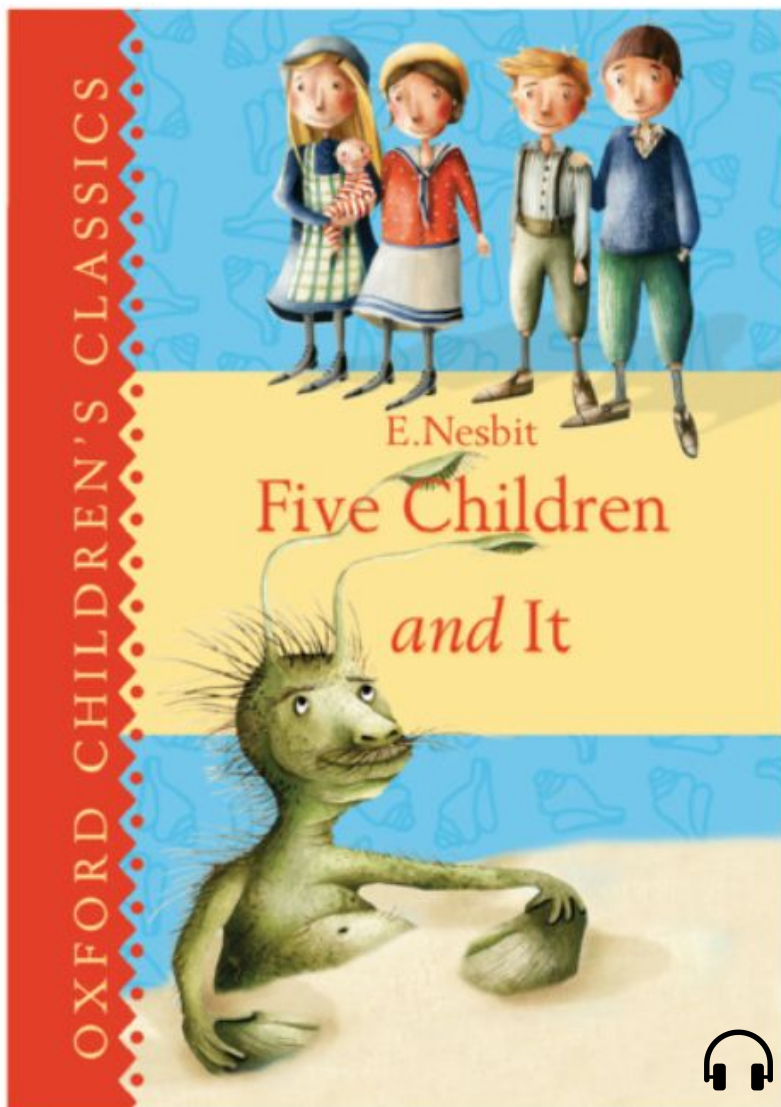
A vibrant, flat-style illustration of ten diverse people of various ages and ethnicities celebrating. They are arranged in a horizontal line, each with a unique pose of joy. The group includes a man in a red tank top and dark pants, a woman in a black top and yellow pants, a woman in a red top and green pants, a man in a green t-shirt and dark pants, a woman in a yellow and white striped dress, a man in a white shirt and red pants, a woman in a black dress, a woman in a red dress, and a man in a yellow shirt and green pants. They are surrounded by colorful balloons in shades of green, yellow, red, and black, and a shower of multi-colored confetti. The background is a solid light blue.

The image displays a collection of 20 children's book covers arranged in two rows of ten. The covers feature various illustrations and titles, including 'Abberdeen', 'The Bear and the Piano', 'Rock Uncle and Me', 'Dave's Gave', 'Full of Beans', 'Counting Time', 'Leave Me Alone!', 'A Night Garden', 'Henry's Christmas Tree', 'Little Red Lion', 'Pax', 'One Day Eucalyptus', 'We Are Giants', 'Tree', 'Storyteller', 'Shining Wonder', and 'The Wolf'.




2

Listen, point and say.  157



- 1 cover
- 2 author
- 3 illustration
- 4 title
- 5 character





World Book Day is a day when we
books and reading. We all like
books. the right book to
read is .

One way is the book **cover**.
The cover information about the
book. The is the name of the book.
The **author** is the person the
book. The **illustration** is . It tells
you about the book. It often the
characters, or , in the book.

title different
Choosing
important
who writes
gives you
shows
to look at
celebrate
people
a picture

