








Nationalities







ETHNICITY ESTIMATE



RUSSIAN

38%



JEWISH

27%



MEXICAN


22%



GERMAN

13%

2






2

• • • • • 1 • • • • •

• • • • • 2 • • • • •

• • • • • 3 • • • • •

• • • • • 4 • • • • •






Gender: MALE

ETHNICITY ESTIMATE



SWISS

55%



GERMAN

40%



RUSSIAN






4%




GREEK

1%

#Gradient





Gender: FEMALE

ETHNICITY ESTIMATE



INDIAN

50%




RUSSIAN

45%



FRENCH

3%




GERMAN

2%

#Gradient

4




4

• • • • • 1 • • • • •

• • • • • 2 • • • • •

• • • • • 3 • • • • •

• • • • • 4 • • • • •





Gender: MALE

ETHNICITY ESTIMATE



JEWISH

82%



UKRAINIAN

11%



DUTCH

4%



GERMAN

3%

#Gradient

5



5

1

2

3

4





Gender: MALE

ETHNICITY ESTIMATE




POLISH

40%



AUSTRIAN

26%



GERMAN




22%




CARIBBEAN

12%

#Gradient





Gender: MALE

ETHNICITY ESTIMATION




GREEK

42%



RUSSIAN

31%



GERMAN

16%



DUTCH

11%

#Gradien

7




7

• • • • • 1 • • • • •

• • • • • 2 • • • • •

• • • • • 3 • • • • •

• • • • • 4 • • • • •





Gender: FEMALE

ETHNICITY ESTIMATE



UKRAINIAN 50%



JEWISH 30%



SWISS 15%



GERMAN 5%

#Gradient