

What to prepare before the lesson!!!

1.Laminated group info+ attendance records+students' records.

2. Print:

Things to do:

1.Socks/Shoe covers



2.Stationery boxes

Pencil / Pen Box



3.Copybooks to sign



4.Who is on duty?

(+1 more club)



calendar2021.com

***Let's congratulate April students!!!!
Happy Birthday!!!***

From the 1st to 10th:

Ансимо Нурели (06.04)
 Долгова Лена (10.04)
 Пучков Захар (03.04)
 Рейгулов Рустам (10.04)
 Кулебина Юлие (10.04)
 Рудомцев Кирилл (03.04)
 Кардоева Катя (03.04)



From the 21st to 31st:

Криванёва Надежда (25.04)
 Стурма Полина (29.04)
 Поступило Дана (23.04)
 Пущин Полина (25.04)
 Алейко Улья (24.04)
 Мойсимо Нурели (25.04)
 Кардов Владимир (21.04)
 Кудряков Артем (27.04)
 Криванёва Валерия (28.04)
 Пущин Полина (28.04)
 Заимов Амир (22.04)
 Далакан Анна (26.04)
 Кликов Нател (26.04)
 Егорова Софья (25.04)
 Парва Виктория (28.04)
 Косманова Елена (24.04)
 Варацкая Тамара (29.04)

From the 11th to 20th:

Пастухов Артем (10.04)
 Валишук Павел (03.04)
 Журявлева Дана (10.04)

Лебедева Нелли (14.04)
 Комарова Софья (14.04)
 Шупинков Филипп (13.04)
 Крижорчук Софья (16.04)
 Кершиков Кирилл (10.04)
 Ткаченко Игорь (10.04)
 Бортош Ольга (14.04) чр.
 Паршукот Вадим (11.04)
 Ковалева Софья (14.04)

How do I feel today?



happy



sad



angry



confused



bored



worried




scared




embarrassed

What do you like?



Who is it?

It is



and



It likes a



It lives in the



It is a



I do my homework



1. Соруд 13 С – вставить буквы, нарисовать предметы, прописать буквы.

Picture Dictionary Unit 13



Turn off the DVD.



Be careful with an iron.



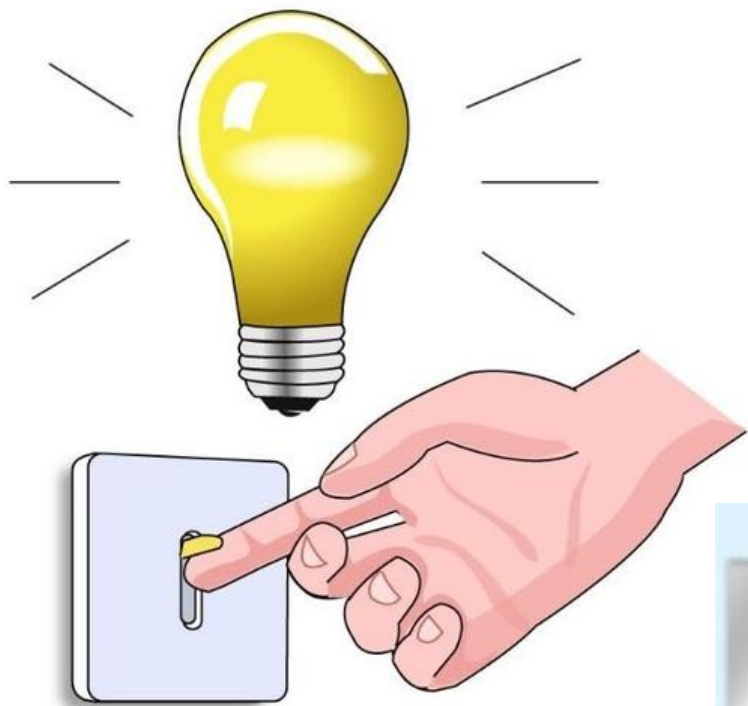
Turn on the television.



Do your homework.



Sit on the sofa.









rat mug sun bed mop hen bat ham cat bus

jug

duck

hat




Blend and read it!



tap

bat



cup

Phonics for fidgets



lip

bug

run

nap

dog

pen

pig



Alphablocks_Series_3_-_Thing.mp4



-id

[-Id]

29

bid

kid

did

lid

hid

rid



-im

[-Im]

30

him

slim

rim

swim

Tim

trim



-ill

[-Il]

31

ill

fill

bill

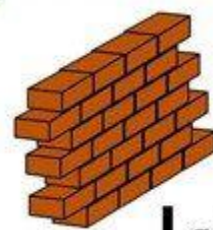
mill

hill

will

pill

grill



-ick

[-Ik]

32

kick

tick

lick

brick

pick

click

sick

stick



-ice

[-ais]

93

ice

rice

nice

slice

mice

spice

dice

twice



-ide

[-aid]

94

hide

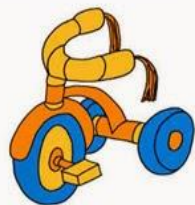
side

ride

wide

slide

bride



-ike

[-aik]

95

like

bike

pike

trike

hike

Mike



-ime

[-aim]

96

dime

time

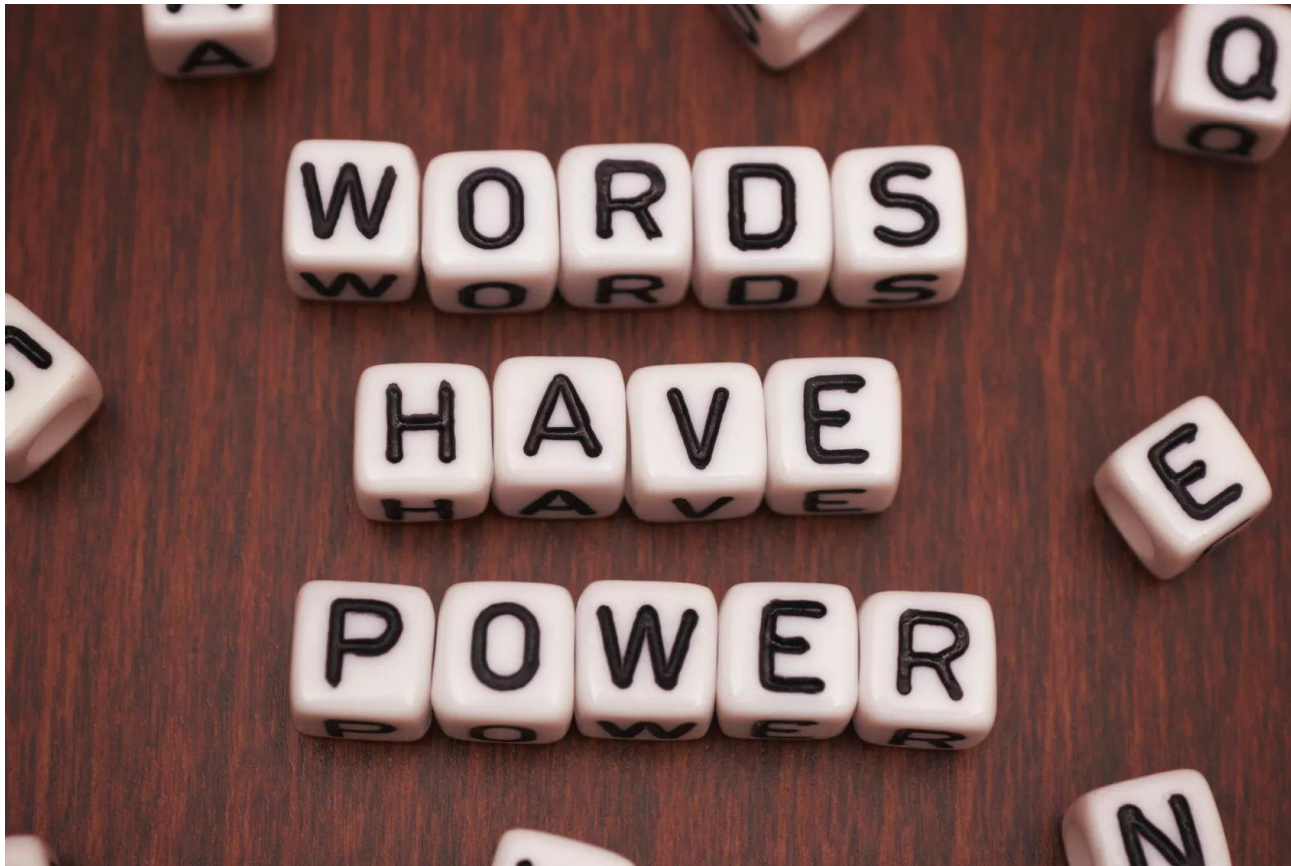
lime

rime

mime

prime

Reading cards





Read the words below. Draw a line to match each word to the correct picture. Write the words in the matching boxes. Draw a line to match each picture to the correct box.

bat

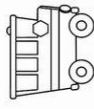
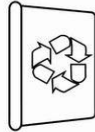
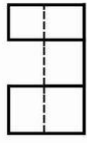
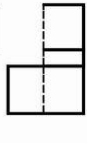
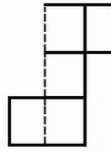
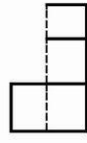
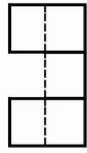
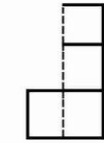
bus

box

bin

bed

bug



Read the words below. Draw a line to match each word to the correct picture. Write the words in the matching boxes. Draw a line to match each picture to the correct box.



bat

bus

box

bin

bed

bug



Read the words below. Draw a line to match each word to the correct picture. Write the words in the matching boxes. Draw a line to match each picture to the correct box.

bat

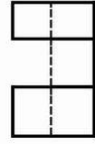
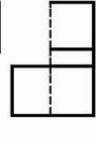
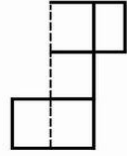
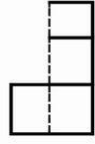
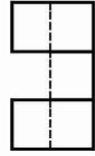
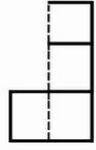
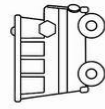
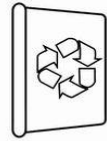
bus

box

bin

bed

bug



Read the words below. Draw a line to match each word to the correct picture. Write the words in the matching boxes. Draw a line to match each picture to the correct box.

bat

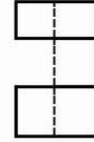
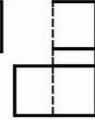
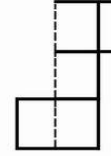
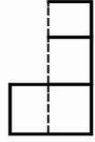
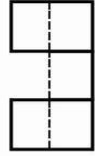
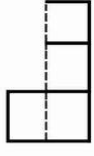
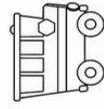
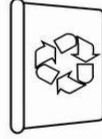
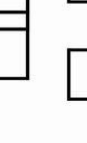
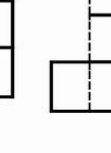
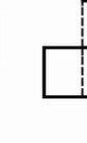
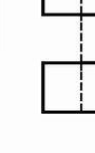
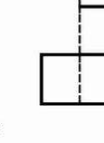
bus



box

bin


bed

bug





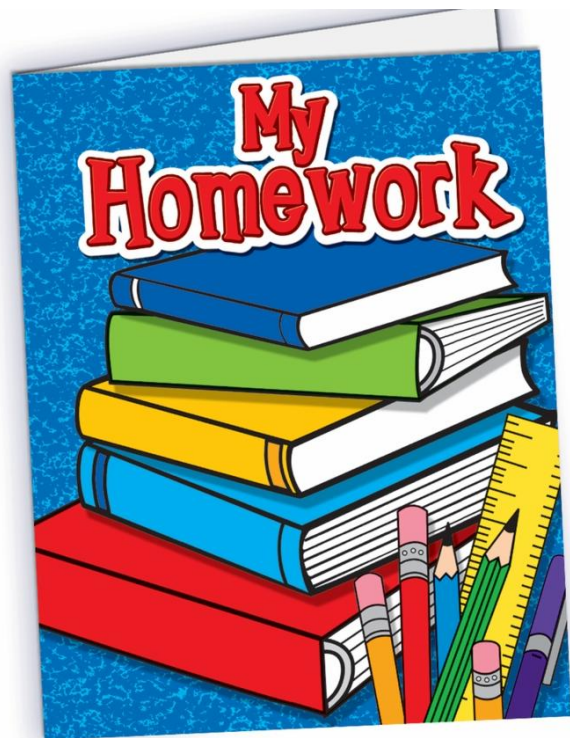
Compare two pictures using there is/there are



Let's watch a cartoon cartoon.



Caminandes-1(2m).mp4



Homework: Выдается на уроке в четверг 15.04.21,
сделать на вторник 20.04.21.

1. Сору 13D –вписать буквы, нарисовать
предметы,
прописать буквы.
2. Сору 2 –вписать сочетание “sh”, написать
слова,
раскрасить картинки.

жаемые родители! Отметьте + слова, которые Ваши дети хорошо знают. Те слова, в которых они не уверены, мы повторим на занятии.

it: 13 Evening in the living room

Н.Т. D

Russian - English

ковёр c...rpet
диван s fa
телефон tel...phone
журнал ...agazine
телевизор tele...ision

a
v

Letters

o

e

a

m

v

Revision

dad

mom

bus

banana

жаемые родители! Отметьте + слова, которые Ваши дети хорошо знают. Те слова, в которых они не уверены, мы повторим на занятии.

жаемые родители! Отметьте + слова, которые Ваши дети хорошо знают. Те слова, в которых они не уверены, мы повторим на занятии.

it: 13 Evening in the living room

Н.Т. D

Russian - English

ковёр c...rpet
диван s fa
телефон tel...phone
журнал ...agazine
телевизор tele...ision

a
v

Letters

o

e

a

m

Revision

dad

mom



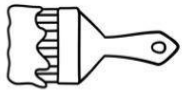






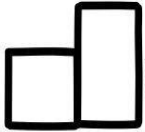

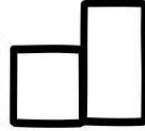




bus


banana

жаемые родители! Отметьте + слова, которые Ваши дети хорошо знают. Те слова, в которых они не уверены, мы повторим на занятии.

I Know my Digraphs (sh)



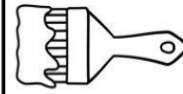
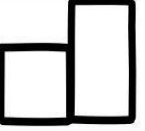





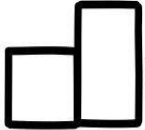





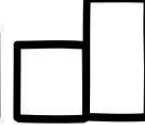
Directions: Look at the picture. Listen for the digraph. Write the letters in the boxes. Color the rest of the word. Write the word on the lines.

	 ark	<hr/> <hr/> <hr/>
	bru 	<hr/> <hr/> <hr/>
	 ip	<hr/> <hr/> <hr/>
	fi 	<hr/> <hr/> <hr/>
	 ell	<hr/> <hr/> <hr/>
	tra 	<hr/> <hr/> <hr/>
	 eep	<hr/> <hr/> <hr/>
	ca 	<hr/> <hr/> <hr/>



I Know my Digraphs (sh)

Directions: Look at the picture. Listen for the digraph. Write the letters in the boxes. Color the rest of the word. Write the word on the lines.

	 ark	<hr/> <hr/> <hr/>
	bru 	<hr/> <hr/> <hr/>
	 ip	<hr/> <hr/> <hr/>
	fi 	<hr/> <hr/> <hr/>
	 ell	<hr/> <hr/> <hr/>
	tra 	<hr/> <hr/> <hr/>
	 eep	<hr/> <hr/> <hr/>
	ca 	<hr/> <hr/> <hr/>

