

The student asks:

What's.....in English?
What doesmean?
Can you repeat, please?



Like this?
Is this right?
Is this correct?



I am sorry.
I don't understand.
I don't remember.



Who, me?
Shall I start?
Is it my turn?



I can't see.
I can't hear.
It doesn't write.

Can I borrow a pen?
Can I have some paper?
Can you help me?



I am ready!
I've finished!
I've done this!



The student asks:

What's.....in English?
What doesmean?
Can you repeat, please?



Like this?
Is this right?
Is this correct?



I am sorry.
I don't understand.
I don't remember.



Who, me?
Shall I start?
Is it my turn?



I can't see.
I can't hear.
It doesn't write.

Can I borrow a pen?
Can I have some paper?
Can you help me?



I am ready!
I've finished!
I've done this!



The student asks:

What's.....in English?
What doesmean?
Can you repeat, please?



Like this?
Is this right?
Is this correct?



I am sorry.
I don't understand.
I don't remember.



Who, me?
Shall I start?
Is it my turn?



I can't see.
I can't hear.
It doesn't write.

Can I borrow a pen?
Can I have some paper?
Can you help me?



I am ready!
I've finished!
I've done this!



The student asks:

What's.....in English?
What doesmean?
Can you repeat, please?



Like this?
Is this right?
Is this correct?



I am sorry.
I don't understand.
I don't remember.



Who, me?
Shall I start?
Is it my turn?



I can't see.
I can't hear.
It doesn't write.

Can I borrow a pen?
Can I have some paper?
Can you help me?



I am ready!
I've finished!
I've done this!



Hello

¹ -Good morning.
(afternoon, evening)

² -How are you
doing?

³ -Hey! What's up?

⁶ -How is life?



HELLO



Things to do:

1. Socks/Shoe covers
2. Stationery boxes
3. Contracts
4. Happy birthdays(dates)

September 2021

Monday	Tuesday	Wednesday	Thursday	Friday	Saturday	Sunday
		1	2	3	4	5
6	7	8	9	10	11	12
13	14	15	16	17	18	19
20	21	22	23	24	25	26
27	28	29	30			



Money !
 Birthdays! Presents!

Next week you can buy
 a lot of presents and sweets!!!!

My question from WhatsApp!

What do you want to buy?

-I want...

Organization slide

Laminated group info:

Date:	Homework	Class work	Total:
"Stars"			
10.11.21 (Challenges-1)			
Ангелина Анна Ella			
Закариан Данила Daniel			
Ермаков Михаил Michael			
Ташчешко Умар Umar			
Арустамов Арсен Arsen			
Ленин Данил Dan			
Ваншин Сергей Sergey			
Гуля Александр Alex			
Павлов Данил Dan			
Teacher's notes:			



I really want....



(sweets, drinks, toys, stationery goods, decoration, photo frame...)

Your teacher will write down your wishes for Miss Inreol

Miss Irene

WE
SPEAK
ENGLISH

Miss Julia

WE
SPEAK
ENGLISH

Miss Jane

WE
SPEAK
ENGLISH

Miss Olivia

WE
SPEAK
ENGLISH

Miss Ann

WE
SPEAK
ENGLISH

Miss Katrin

WE
SPEAK
ENGLISH

Miss Dina



Miss Stacey

WE
SPEAK
ENGLISH

Miss Lily

WE
SPEAK
ENGLISH

Miss Idelle

WE
SPEAK
ENGLISH



**QUIET
PLEASE**



LISTEN



Sit down.



LOOK.



Stand up.



Sing a song.




Dance.



Repeat.




Raise your hand.




Tidy up.


Classroom language competition.




Miss _____


Russian surname:
Russian name:


Miss _____


Russian surname:
Russian name:


Miss _____


Russian surname:
Russian name:


Miss _____


Russian surname:
Russian name:


Miss _____


Russian surname:
Russian name:


Miss _____


Russian surname:
Russian name:


Miss _____


Russian surname:
Russian name:


Miss _____


Russian surname:
Russian name:


Miss _____


Russian surname:
Russian name:


Miss _____


Russian surname:
Russian name:


Miss _____


Russian surname:
Russian name:


Miss _____


Russian surname:
Russian name:


Miss _____


Russian surname:
Russian name:


Miss _____


Russian surname:
Russian name:

Miss _____


Russian surname:
Russian name:

Miss _____


Russian surname:
Russian name:

Mister _____



Russian surname:
Russian name:

Mister _____



Russian surname:
Russian name:

Mister _____



Russian surname:
Russian name:

Mister _____



Russian surname:
Russian name:

Mister _____



Russian surname:
Russian name:

Mister _____



Russian surname:
Russian name:

Mister _____



Russian surname:
Russian name:

Mister _____



Russian surname:
Russian name:

Mister _____




Russian surname:
Russian name:

Mister _____



Russian surname:
Russian name:

Mister _____



Russian surname:
Russian name:

Mister _____




Russian surname:
Russian name:

Mister _____




Russian surname:
Russian name:

Mister _____



Russian surname:
Russian name:

Mister _____



Russian surname:
Russian name:

Mister _____



Russian surname:
Russian name:

	Female names		Male names	
	History	2014	History	2014
1	Mary	Amelia	John	Oliver
2	Elizabeth	Olivia	William	Jack
3	Sarah	Isla	Thomas	Harry
4	Margaret	Emily	George	Jacob
5	Ann	Poppy	James	Charlie
6	Jane	Ava	Robert	Thomas
7	Alice	Isabella	Charles	George
8	Ellen	Jessica	Henry	Oscar
9	Annie	Lily	Joseph	James
10	Florence	Sophie	David	William
11	Emma	Grace	Richard	Noah
12	Edith	Sophia	Frederick	Alfie
13	Emily	Mia	Arthur	Joshua

14	Eliza	Evie	Edward	Muhammad
15	Hannah	Ruby	Albert	Henry
16	Susan	Ella	Alfred	Leo
17	Martha	Scarlett	Michael	Archie
18	Dorothy	Isabelle	Peter	Ethan
19	Catherine	Chloe	Walter	Joseph
20	Ethel	Sienna	Ernest	Freddie
21	Ada	Freya	Samuel	Samuel
22	Anne	Phoebe	Harry	Alexander
23	Frances	Charlotte	Stephen	Logan
24	Elsie	Daisy	Frank	Daniel
25	Harriet	Alice	Paul	Isaac



Words+Speaking



Words+Speaking



Words+Speaking



Words+Speaking



Words+Speaking



Words+Speaking



Words+Speaking



Words+Speaking



Words+Speaking



Words+Speaking



Words+Speaking



Words+Speaking



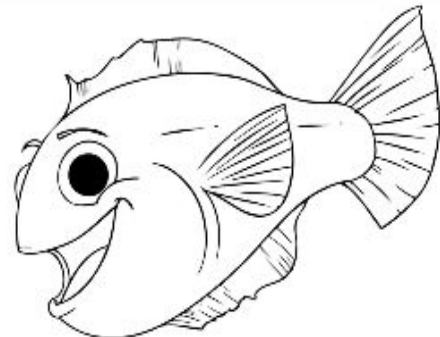
Grammar+Writing



Grammar+Writing




Grammar+Writing



Grammar+Writing




Grammar+Writing



Grammar+Writing



Grammar+Writing




Grammar+Writing




Grammar+Writing



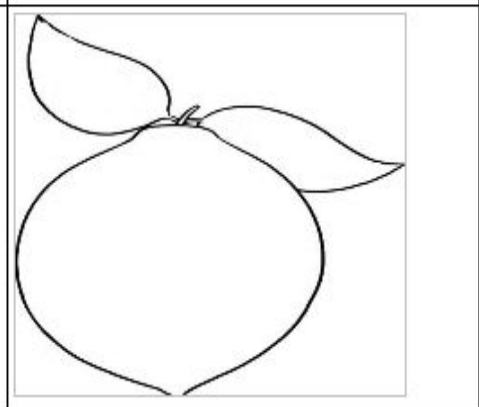
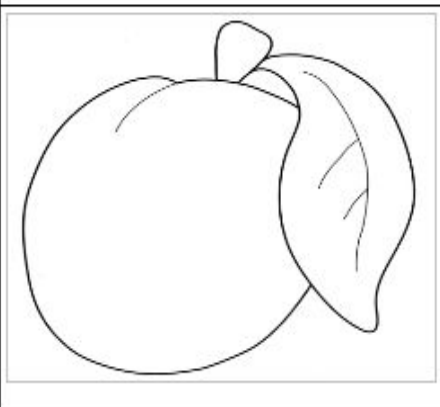
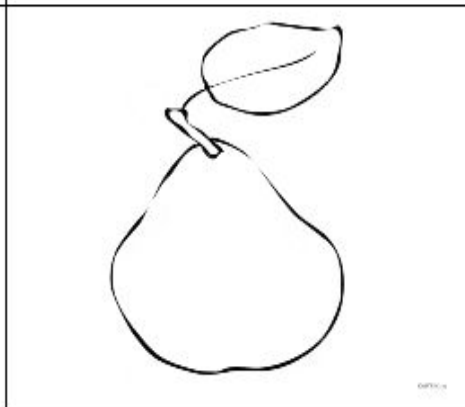
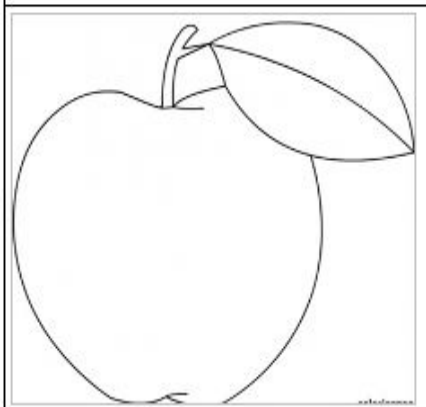
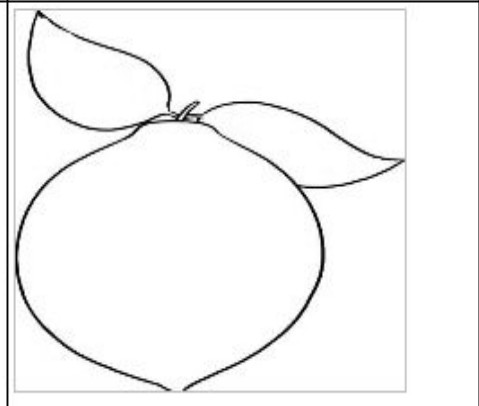
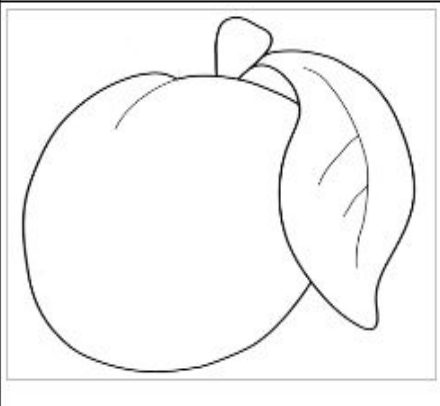
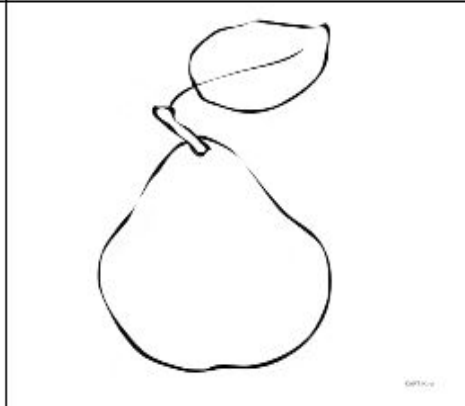
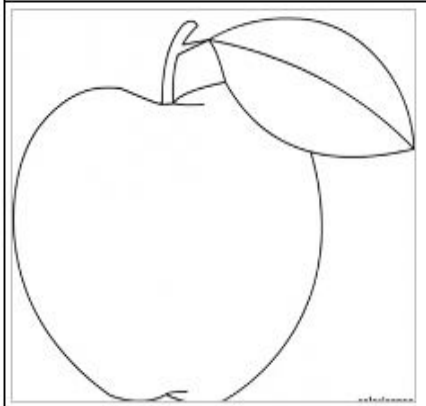
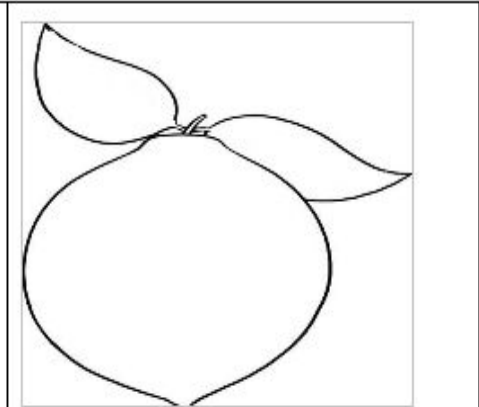
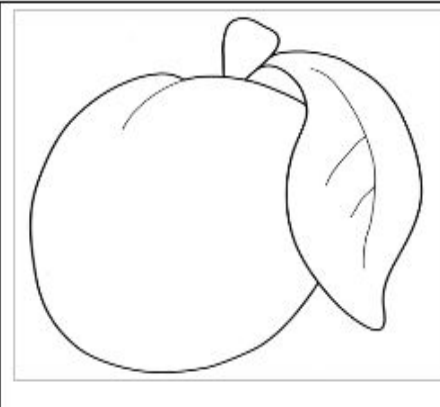
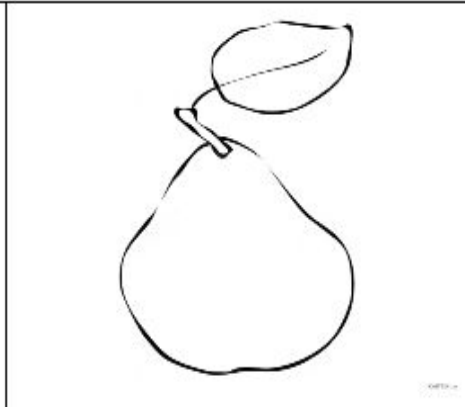
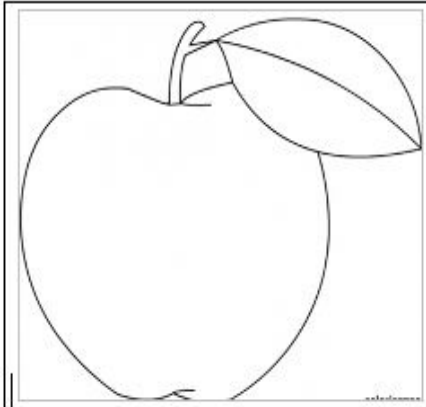
Grammar+Writing



Grammar+Writing



Grammar+Writing





Ask these questions, please:

What's your name?

What's your surname?

How are you?

How old are you?

Where do you live?

Where are you from?

Have you got a family?



After the answer say, "Come in, please!"
Then, press the button (Нажмите кнопку!)

Если вас не поняли, то спросите:
«Вы родители студентов English Club?»
На положительный ответ откройте дверь.



Glad to see you, our organised students!

**English Club is believed to be
a really nice organization.**

**But only together
we can provide
its cleanness!**

Will you help us, please!



Will you watch the videos about the order at English Club, please!
Miss Irene (the principal) and all the teachers
hope that you will always help us!



Êóëëãð-English Club.mp4



Îáóáíúâ êîðîáâè-English Club.mp4



Êtëüöà â English Club.mp4



Dear students,



Новые секретные вопросы

чтобы никто не проникал в дом
через
English Club!

What is the name of your teacher?



Miss Irene Miss Julia Miss Ann Miss Lily Miss Stacey

Miss Katrin Miss Jane Miss Olivia Miss Idelle Miss Dina

Операция

Заходим
быстро!



” Выходим
незаметно!

Объявлена охота
на нарушителей
спокойствия!



Каждый громкий студент,
пойманный соседями,
будет оштрафован на 20



Уважаемые студенты и родители,
Большая просьба

не ожидать детей в коридоре!

Заходите к нам на огонёк



Студенты English Club,

Не шумите в коридоре, please!

Мы



мы мечтаем
сесть





В коридоре не

**Вся обувь, оставленная вне
коробки, будет спрятана!**



**Для возврата нужно
будет объяснить нарушение правил**




Have you seen any servants at English Club?





**Если на улице бумажки не кидаем
то когда-нибудь в рай попадаем!**



What to wear at English Club?

It's up to you!



**КАК ПРИЯТНО ВСЕМ, КОГДА ВЕЗДЕ
ЧИСТО!!!**





Редактировать



Анастасия Димитриенко

Telle quelle

заходила 28 минут назад

День рождения: 11 октября 1983 г.

Город: Анапа

Образование: МГГУ (бывш. МГОПУ) им. Шолохова (АФ) '05

[Показать подробную информацию](#)

126

друзей

272

подписчика

25

фотографий

1

отметка

255

видеозаписей

[Мои фотографии](#) 25

[показать на карте](#)

America/Argentina (Irene/Stacey) 2020-2021

[изменить статус](#)

[Информация](#)

[Добавить описание](#)

Canada (Irene/Stacey) 2020-2021

[изменить статус](#)

[Информация](#)

[Добавить описание](#)

**Find me in VK!!!
Join your group!**



Transcription in pictures

p b



1. A small piece of paper in front of your lips should move while pronouncing.

1. К губам подносим небольшой лист бумаги, который должен отклоняться при произнесении этих звуков, так как они должны произноситься с придыханием.

t d



2. The flame of the match in front of your face should move while pronouncing.

2. Поднесите горящую спичку к губам. При произнесении данных звуков пламя должно колыхаться.

θ ð



5. Put your finger against your lips. Touch your finger with your tongue while pronouncing.


5. Приставьте палец к губам. При произнесении этих звуков язык должен касаться пальца.

s z



6. These are snake's sounds.

6. Звуки, похожие на шипение змеи.



Whether the wea**th**er is fine

Whether the wea**th**er is not

Whether the wea**th**er is cold

Whether the wea**th**er is hot.

Exam speaking:


Find the difference

Examiner's copy



Find the difference

Candidate's copy



Tes

t





HOME TASK:



Home task: Выдаётся на уроке

в среду 08.09.21 / в четверг 09.09.2021/в пятницу 10.09.2021

Сделать на понедельник 13.09.2021\ вторник 14.09.2021/ среду 15.09.2021:

1.Exam reading(do)

2. "Classroom phrases- read for 5 times!!! Учебные фразы –читать 5 раз!!!

Part 4






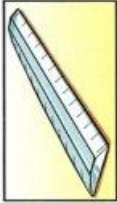

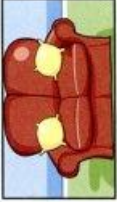
– 5 questions –

Read this. Choose a word from the box. Write the correct word next to numbers 1–5. There is one example.

A living room



You find a living room in a house... or flat. Ben's living room has a door and two windows. His living room is between the dining room and the (1) Ben's family watches (2) in the living room. Ben and his sister sit on the (3) and play games there. Ben's mum plays a (4) in the living room. There are (5) of the family on the wall.

Example				
house	piano	kiwi	kitchen	
				
television	ruler	pictures	sofa	

Goodbye

-So long.

-See you.

-Take care.

-See you soon.

-See you later.

-Good luck.

-See you next...

-Bye-bye.



The lesson is over!
Thank you for your work!
Good bye!

