

Lesson 6

- Days and dates
- Telling the time
- Everyday objects



Saying the date



You say

The first of April

The second of June

The twenty-third of March

The fourth of May

The twentieth of July



You write

1st April 1 April 1/4

2nd June 2 June 2/6

23rd March 23 March 23/3

4th May 4 May 4/5

20th July 20 July 20/7

3 28))) Listen and repeat the dates. Practise saying them.

1st January

11th May

22nd September

2nd February

14th June

23rd October

8th March

18th July

30th November

9th April

20th August

31st December

a) R3.12 Listen and fill in the gaps.

- | | |
|-------------------------------|----------------------------------|
| 1 A What's the date today? | B It's the fifth of |
| 2 A What's the date tomorrow? | B It's the sixth. |
| 3 A When's your birthday? | B It's on the twentieth of |

b) Listen again. Notice how we say *the* /ðə/ and *of* /əv/.

1 April 2 July 3 May

Listen and write 6 dates

1. September 5th

2 December 13th 3 March 14th 4 July 2nd
5 October 20th 6 February 1st .

Say in two ways:

a.m. p.m. or with morning, evening,
night etc..

- 9.30
- 11.20
- 12.45
- 14.00
- 15.10
- 20.40
- 12.00
- 21.15
- 24.00
- 16.50
- 13.15
- 22.40
- 23.05

Bingo!

11

2

7

9

5

10

6

4

Let's play bingo!

Real World Talking about the time

5 a) Fill in the gaps in the questions and answers.

What time ¹ it?

It's five o'clock ²

What's the ³, please?

It's about half ⁴ two.

Excuse me. Have you
⁵ the time, please?

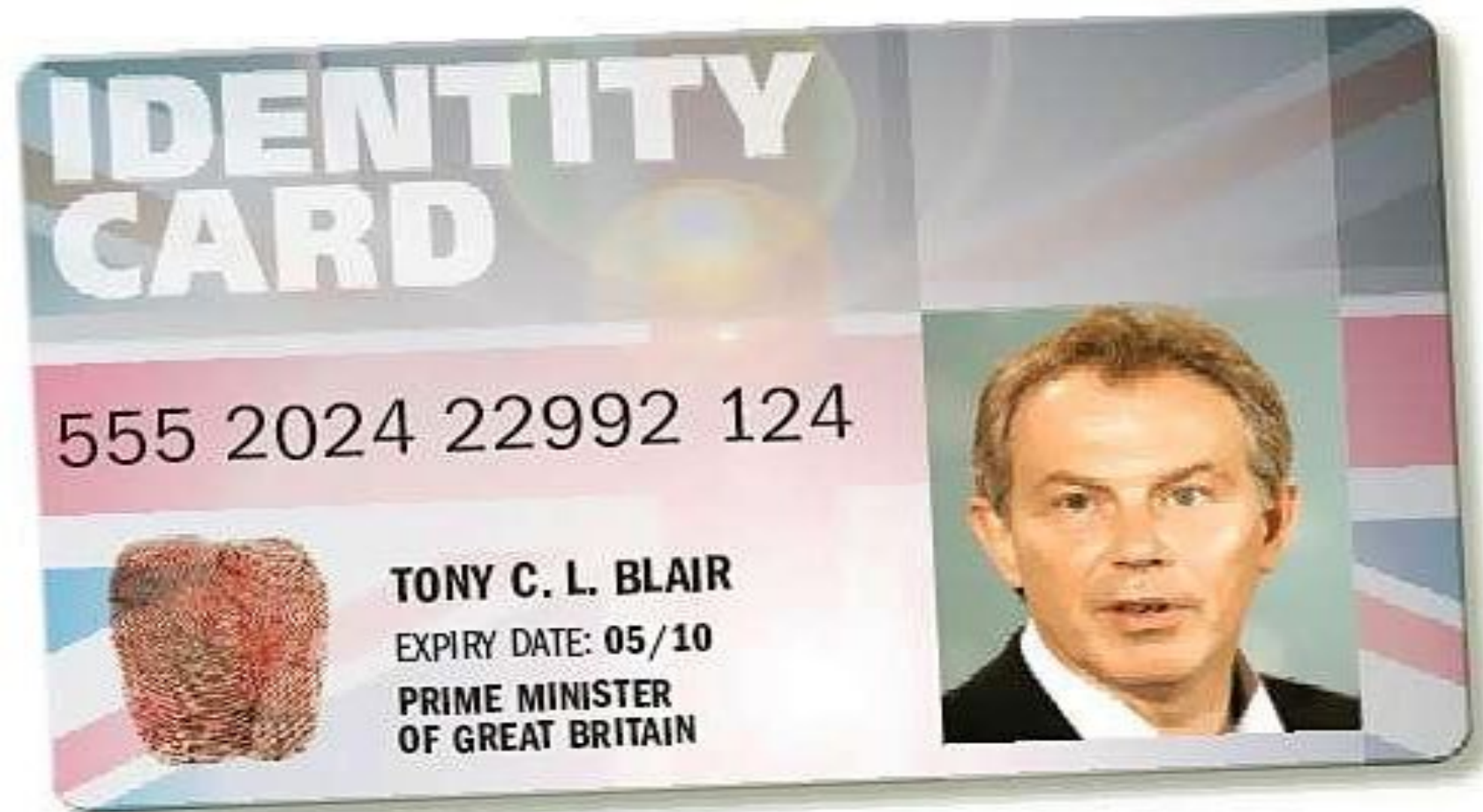
Yes, it's eight fifteen.

b) Fill in the gaps with *to*, *from* or *at*.


1 My English class is ten.

2 My son's class is seven nine thirty.

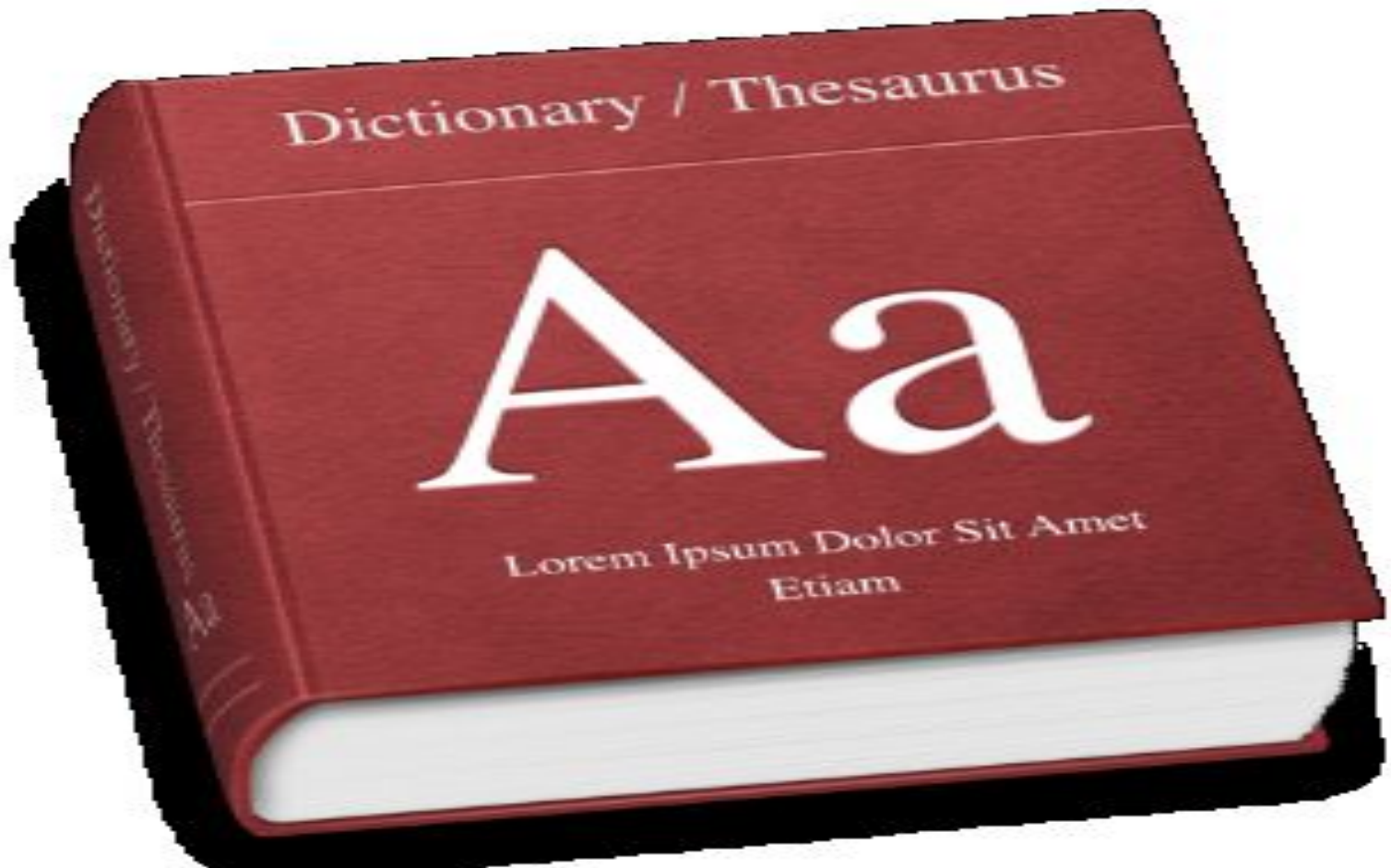
an ID card (identity card)



a diary



a dictionary




a wallet



a purse



tissues



a comb



a hairbrush



a file(s)



a laptop



matches



a lighter



a lipstick



coins



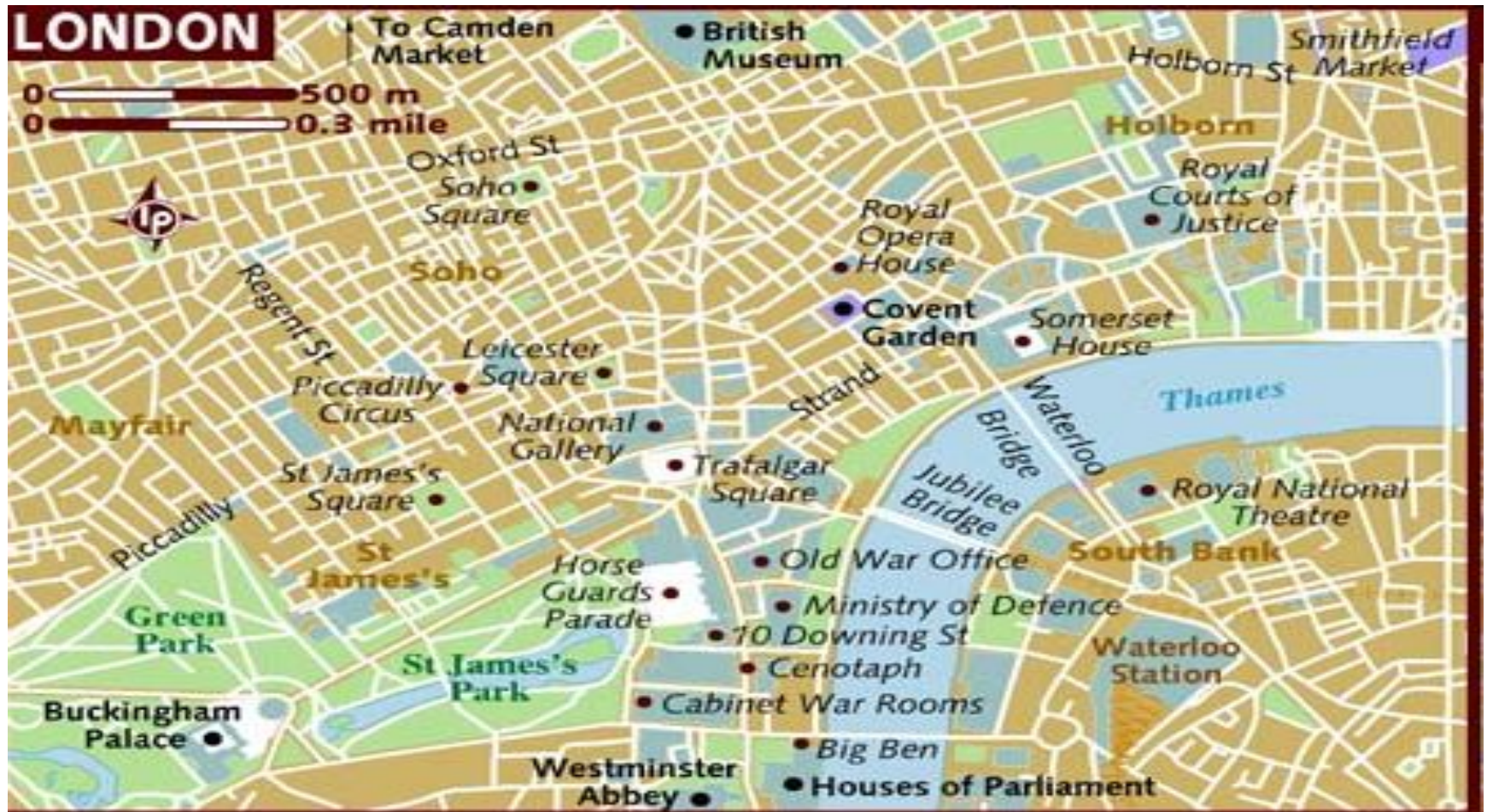
a magazine



a newspaper



a map




a credit card



a passport




an address book



a photo(s)



a notebook



stamps



glasses



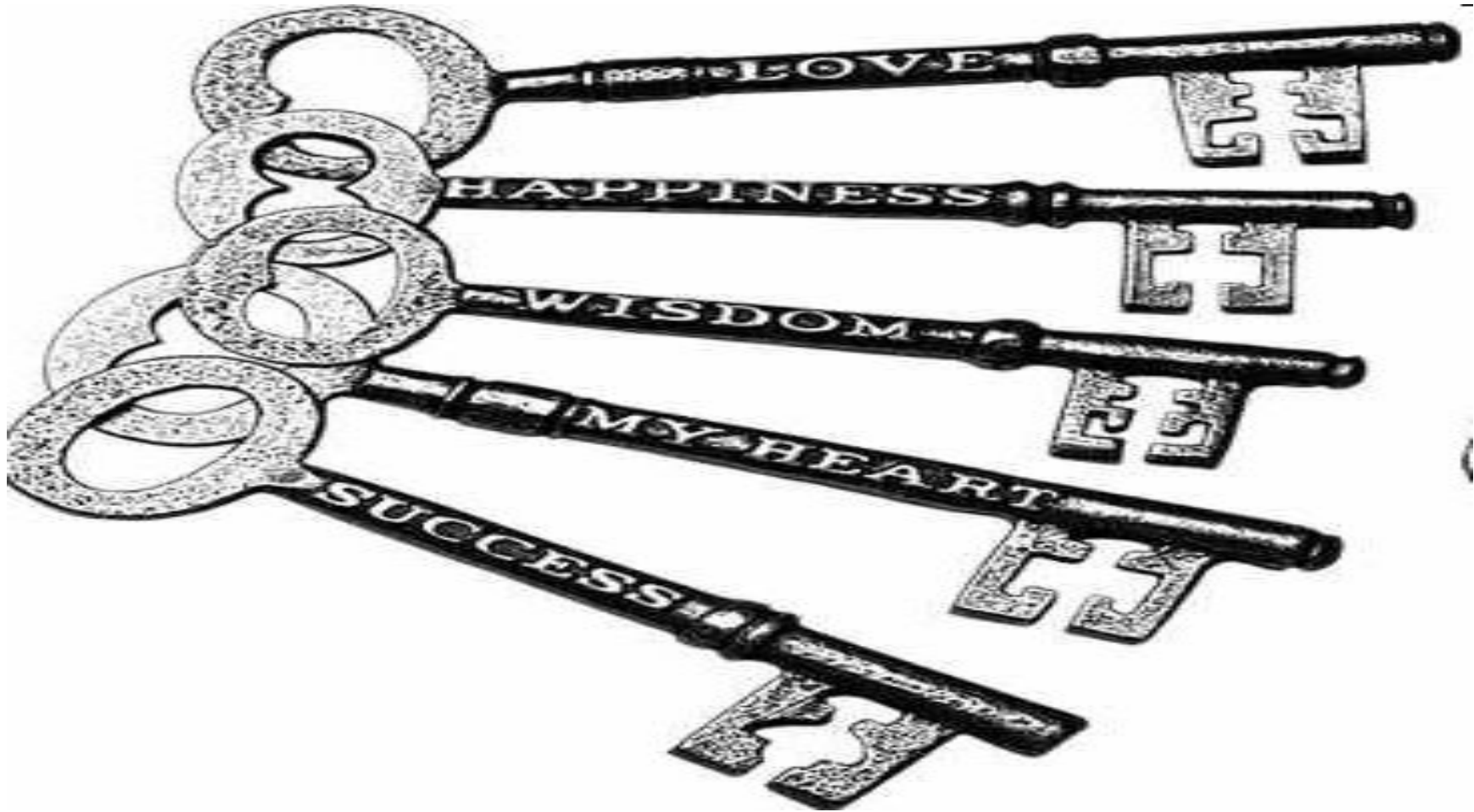
sunglasses



an umbrella



a key(s)



a battery(ies)



a book(s)




cigarettes




a mobile phone



a pen



a pencil



a watch



Vocabulary bank

1 51)))

15 a book
1 a coin
21 a credit card
5 a diary
23 a dictionary
2 a file
4 glasses
22 headphones
13 an identity card
9 an iPod
11 a key
3 a laptop
17 a magazine
12 a mobile

14 a newspaper
26 a pen
16 a pencil
8 a photo
20 a piece of paper
24 a purse
19 scissors
25 a stamp
28 sunglasses
27 a ticket
7 a tissue
10 an umbrella
6 a wallet
18 a watch

Singular

(one)

Plural

(two,three,....)



a coin


10 coins **/z/**



+ S

a book

5 books **/s/**



a match

+ ES

many matches **/iz/**



/s/

wallet

stamp

lipstick

book

cigarette

/z/

postcard

pen

pencil

comb

magazine

mobile

file

/iz/

photo

newspaper

lighter

tissue

match

watch

dress

box

purse



a baby



a boy



y → ies

four babies



boy → boys

day → days

key → keys



a man

a woman

two men

two women

/ wi:men /

a person

many people



/ tʃaɪld /

a child

two children

plurals

Singular	Plural	Spelling
a book a key	books keys	add -s
a watch a box	watches boxes	add -es after <i>ch, sh, s, x</i>
a country a dictionary	countries dictionaries	consonant + <i>y</i> > <i>ies</i>

- Add -s to make plural nouns.
It's a pen.
They're pens.
- Don't use *a / an* with plural nouns.
They're keys.
~~NOT They're a keys.~~

C Nouns ending in a consonant + y → ies

Nouns ending in a vowel (a,e,i,o,u) + y → ys

city - cities

BUT

boy - boys

14 Fill in the plural as in the example:



1. one toy three .. *toys* ..



2. one lady two




3. one baby two



4. one family two



5. one diary two



6. one fly two



1. a lady -



two .. *ladies* ..



2. a key -



two



3. a cherry -



two

Complete with *a* or *an*. Write the plural.

singular	plural
<u>a</u> file	<u>files</u>
1 <u> </u> bag	<u> </u>
2 <u> </u> country	<u> </u>
3 <u> </u> identity card	<u> </u>
4 <u> </u> watch	<u> </u>
5 <u> </u> e-mail	<u> </u>
6 <u> </u> sandwich	<u> </u>
7 <u> </u> key	<u> </u>
8 <u> </u> umbrella	<u> </u>