

CoinCasher¹

“Bringing you new customers and additional profit”



CoinCasher

“Bringing you new customers and additional profit”



CoinCasher™ - a tailored Cash Deposit System:

- Simple to use for the consumer
- Commission rate is controlled and set by you
- Promotional material available to help bring in new faces
- Offer additional benefits to shop in store

*****Grabbers*****



Benefits for the retailer

- **Earn money via commission**
 - Consumers pay a commission, deducted from the counted total, to use the service of the machine. In the United States the commission is typically 8.9%, which is accepted by the users. The fee should be evaluated locally with cultural differences, coin deposit alternatives etc. in mind.
- **Save money on external coin purchases**
 - In many countries, retailers are suffering from shortage of coins that have to be purchased externally. By recycling coins in-store, this amount can be decreased or eliminated.
- **Increase store-traffic**
 - In the United States, 81% said they went to the store or shopping centre only to use the self-service machine*.
- **Increased revenue**
 - In Sweden, experience show that 85% of the consumers will use their “new treasure”, the value of the deposited coins, for shopping in the store.
- **Attract new customers**
 - The service offered is a competitive advantage compared to the stores nearby.
- **Consumer loyalty**
 - For example by offering the service at no commission for those showing a loyalty card for the specific store.

→ All this in less than one square metre!



Benefits for the retail consumer

- **Convenient location**
 - The machines are placed in retail settings that the consumers will visit anyway. Typically the opening hours are more generous than if the same service was offered at the bank.
- **Cash your coins – the easy way**
 - Coins are emptied into the machine and are quickly and accurately counted. The user receives a ticket that can be changed for cash at the checkout.
- **“New” money to spend**
 - As the coins are usually considered “lost”, most people will be pleasantly surprised when they see the total of their counted coins being displayed.



Product exterior design

A wrap that:

- is cost-efficient
- has a professional finish
- is easy to assemble in the production
- has a quality that lasts also in retail environments



Public Cash Deposit

Example Case

Public deposits: £3,000 per week

- Commission charged @ 9%

Commission Fees:

- Generating £14,000 / year

30% spend in store, @ 20% GM

(saved coin typically used for 'luxury' or 'treat' purchases rather than grocery)

- Generating £8,518 / year extra GP



Public Cash Deposit

Example Case – v2

Public deposits: £5,000* per week

- All assumptions as previous example
- Profit Generated:
 - £ 23,400 commission



Cost to own?

Coin Casher lite Daily Rental £21.14

Coin Casher with coin recycling, Daily rental £31.86

*Pricing based over 5 years, including delivery and service
Plus VAT

Prices subject to change



Public Cash Deposit

Basic ROI example

Public deposits: £350 a day

- Commission charged @ 10%

Commission Fees:

- Generating £35 a day
- This would more than wipe out the cost for the CoinCasher recycler.
- Also don't forget the additional savings and benefits such as extra spending in the store with increase footfall, reduction on banking/CIT costs etc.



Quick Guide

Rengöring

OBS! Använd bara sådana rengöringsmedel och verktyg

CoinCasher™

Cleaning

Caution!
Do not use abrasive cleaners or mechanical tools which may scratch the plastic surface.


Daily Cleaning

Clean the machine daily. An accumulation of dirt in the sensor area affects the performance of the machine, making it reject too many coins.


Caution!
Do not touch the front sensor circuit board or the components on its rear.

Caution!
Fold the sensor back, but do not let it spring back or the machine may require recalibration.

Clean the cavities on the front sensor (at the arrows) with a soft brush.



Clean the exposed area (back sensor) sorting rail knife and peeler blade with a stiff brush or the plastic screwdriver.



1. Back sensor
2. Sorting rail knife
3. Peeler blade
4. Rubber disc

Use a vacuum cleaner to remove any dust from the coin hopper and clean the rubber disc with a mild detergent.

Remove the sorting disc cover: Push the knob towards the sorting disc and turn it counterclockwise.

Clean the coin rail and the sorting disc.

Mount the sorting disc cover by aligning the slot in the knob with the slot in the disc. Push the knob towards the sorting disc and turn it clockwise.

Periodic Cleaning

The sorting rail knife, peeler blade and back sensor should be cleaned with a degreasing solvent on a rag. After such a cleaning, spray silicone on a rag and wipe off the coin rail area including the back sensor.


CoinCasher™

CoinCasher™ is a self-service coin deposit system, bringing several advantages for your store. With CoinCasher™ you earn money via a chosen commission, increase store-traffic and offer an appreciated service for your customers. In addition, research and experience show that the majority of users of the deposit systems will spend the "new found" cash in store!

Note!
Please read the User's Guide for complete information.

Using CoinCasher™

- Start by pressing the button.
- Pour your coins into the coin tray. Remove all foreign objects. Tip the tray to feed the coins into the machine.
- Check for returned or rejected coins.
- Finish by pressing the button.
- Take your receipt.



Service Mode

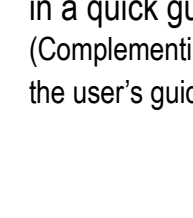
Follow the instructions on the display.

Navigation knob

Turn the navigation knob to step through the functions **F1** to **F28**.

Press the navigation knob to select the displayed function.

Turn the navigation knob to toggle through the options or to increase/decrease a digit.



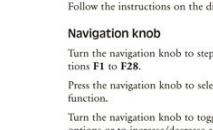
självbetjäningssystem för många fördelar för er butik: ökningsavgift och samtidigt erbjuda attikskunderna. Dessutom visar garna" ofta spenderas direkt i

ningen för fullständig


era mynt

get.

föremål.



från till önskad funktion. för att aktivera funktionen er att välja mellan alternativen i en siffra.



SCAN COIN

SCAN COIN

At the time for installation, a short training session is given. The most important things to remember are gathered in a quick guide for the staff. (Complementing, not replacing the user's guide)

User's Guide sign



Approx. A1 format.
To be placed on the wall
behind the machine or attached to it.

Size: 594 x 810 mm (23.4" x 31.9")

Ad template



CoinCasher™
BY SCAN COIN

Why let all that extra cash just sit there?

More than we think. Add up. Look for CoinCasher™ at (list the branches)

Find your nearest CoinCasher™. CoinCasher™ do the work. Money transferred instantly to your bank account. It's that easy.

Easy way. With CoinCasher™.

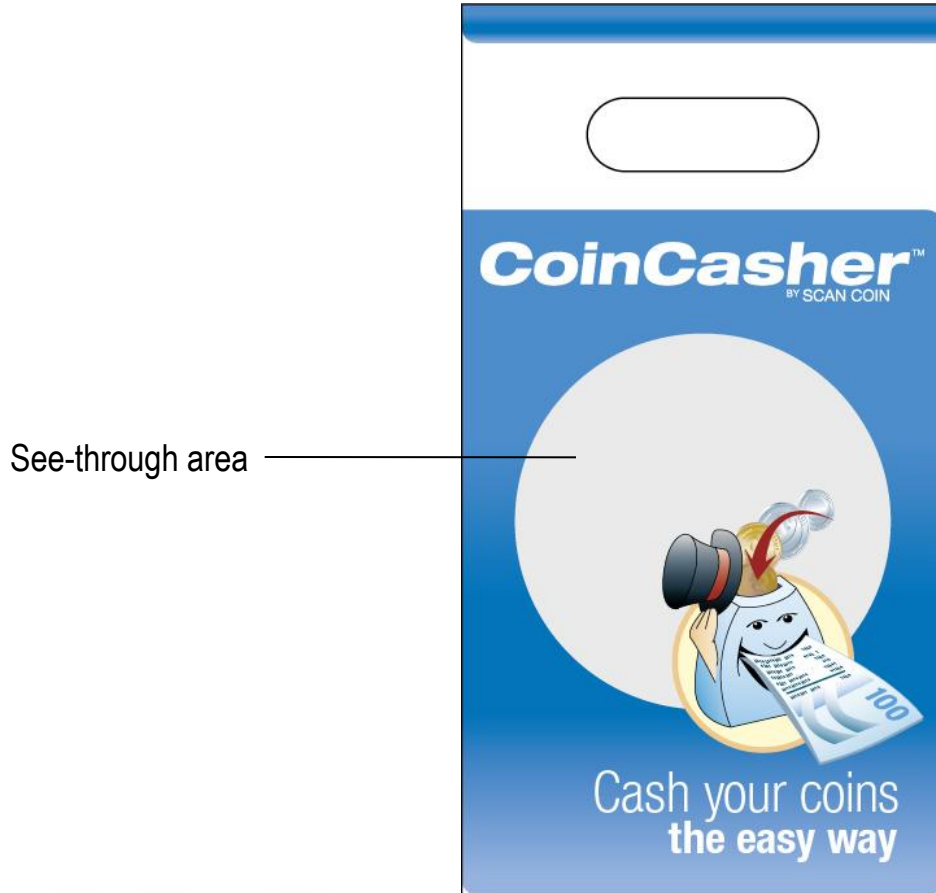
Why let all that extra cash just sit there?

Most of us save coins at home. Now cashing them in couldn't be easier. Look for your nearest CoinCasher™. Simply pour the coins in and let the machine do the work. We can almost promise that you will be pleasantly surprised when seeing the total...




Cash your coins – the easy way!

Plastic coin bag



Receipt with security features



Fluorescent paper making the receipt impossible to copy.
Are available for 60 mm as well as 80 mm printers,
small and large roll.

Poster & stickers



Attention grabbers



3 signs
mounted
together



Not available today. Symbol needs to be updated.



Banner / outdoor marketing



Not available today. Symbol needs to be updated.