

Imagine!
Starter

Oxford Read and Imagine

Hello, Goodbye



Hello!

My name
is Rosie.



Hello!

My name
is Ben.




This is
Grandpa.

Hello!




Now let's read this
story, Hello, Goodbye.







Grandpa, Ben, and Rosie are at the beach.


The illustration shows three people on a sandy beach. In the center is an older man with grey hair, wearing a white short-sleeved shirt, green checkered shorts, and a straw hat with a red band. He is pointing his right hand towards the ocean. To his left is a young boy with glasses, wearing a purple jacket, blue pants, and red shoes. He is holding a red shovel. To the man's right is a young girl with a ponytail, wearing a pink jacket, green pants, and purple shoes. She is holding a blue bucket and a red ball. The background features a blue sky with a bright sun, a few white birds, and a blue ocean with a small boat and a cliff in the distance. The foreground shows some rocks and a small crab.




Ben has a spade.
He draws a big circle in the sand.

The illustration shows the same three people from the previous page. The boy is now in the background, using a red shovel to draw a large circle in the sand. The man is in the middle ground, holding a red ball. The girl is in the foreground, holding a blue bucket and a red ball. The scene is set on a sandy beach with some rocks and a small crab in the foreground. The background shows the ocean and a cliff.








Ben puts a red ball in the circle.
The ball's a nose, he says.



Rosie puts a jump rope in the circle.
The jump rope's a mouth, she says.





Look! The seaweed is the hair! says Rosie.



Oh! says Ben.
Goodbye, face!

Activities before you read

Talk Look at the picture. What can you see? Talk to a friend.



1 Trace the names.



1 Ben



2 Rosie



3 Grandpa





Activities for pages 4-5

1 Trace the words. Then match.



1

Rosie

• 2

spade



• 3

draw

• 4

beach



• 5

big

• 6

circle



Do you like the beach?

Talk to a friend.



Activities for pages 6-7

1 Put a tick (✓) or a cross (X) in the box.



This is a spade.



This is a shell.



These are eyes.

2 Circle *yes* or *no*.

1 Rosie has two shells. **yes** **no**

2 She puts the shells on the spade. **yes** **no**

3 She puts the shells in the circle. **yes** **no**

4 The shells are eyes. **yes** **no**



Activities for pages 8-9

1 Match.




ball nose jump rope mouth

Talk Is the ball red? Is the jump rope yellow? Talk to a friend.



Activities for pages 10-11

- 1 Look at the picture. Put a tick (✓) or a cross (X) in the box.



- 1 I can see Grandpa.
- 2 I can see a face.
- 3 The ball is a nose.
- 4 Shells are the mouth.
- 5 Ben has a spade.



Activities for pages 12-13

1 Trace the words.



1 seaweed



2 goodbye

2 Who says this? Match.

1 Look!



3 The seaweed is the hair!

2 Oh!



4 Goodbye, face!

 Do you like this story?
Talk to a friend.







My Friend's Face

1 Complete the chart.

spade hair eyes ball mouth
shell seaweed nose

Face 	Beach 
hair	spade

2 Draw a circle.



3 Draw your friend's face in the circle. Draw eyes, a nose, a mouth, and hair.

4 What is your friend's name?

My friend's name is _____.

Say hello and goodbye to your friend.



Picture Dictionary



ball



beach



big



hello



jump rope



mouth



circle



draw



eyes



nose



red



sand



face



goodbye



hair



seaweed



shells



spade