

Character Traits

Becoming Analyzing Readers

What is a Character Trait?

- A word to describe a person
- Not a physical trait which describes a person's physical features (the way they look) or their abilities. Example: tall
- A *character trait* focuses on a person's personality or demeanor (the way they act). Example: funny

How Does Analyzing Character Traits Help You Become a Better Reader?

- When you are able to identify a character's traits, you are able to understand their actions and motives.
- You can make predictions about how a character will react to different situations.
- Understanding the character gives you an understanding of the story.

How to Determine Traits

- Try to identify permanent traits and not just a temporary emotion that goes against a person's normal character makeup.
- A good rule of thumb is to identify traits that you can supply plenty of examples and not just one.

Is It Easy?

- Not hard with a little thought.
- Characters are an important element of story.
- The traits of a character can be stated or can be shown to the reader by the character's actions.

For Example

- When you are reading a story the author may tell you the character is a generous person.
- The author may also show you that the character is generous by telling about a time he/she acted generously.

5 Ways to identify a Character's Traits in a Story

1. What the character says and thinks
2. What the character does
3. What others say and think about the character
4. How others react to the character

How to Explain/Prove a Person's Character Traits

- Use specific examples and then make a connection between the example and trait.
- For example, if you say Brian (The River – Gary Paulsen) is brave, it is not acceptable to say he traveled down the river and overcame many obstacles.
- Instead, you must specifically explain the obstacles and THEN explain how this makes him a brave person.

So, Always

- state trait.....give example.....make connection

The Hare and the Tortoise




The hare was arrogant and confident.

Trait: Confident

Proof/Action: He decided he would take a rest.

Connection: He thought there was not way that s-l-o-w turtle could catch up to him. He thought the turtle was so slow that a small nap would not do any harm. He would not have napped if he thought it would cost him the race.

Review

1. What are character traits? 
2. What is the difference between a character trait and physical trait? 
3. How do you think character traits will help you become a better reader? 

Practise

- Character traits of Kristen
- Example and connection between trait and example
- Physical traits of Kristen
- Character traits for Walk
- Physical traits

Get Ready...

- Let's practice our skills
- Read, 'First Impressions'
- Choose a character to which you can identify
- Use the graphic organizer to record 4 character traits of that person
- Supply to examples or proof from the story to support that character trait
- Use any physical characteristics to help you draw and colour the character

CHARACTER TRAITS

