



hello!




Hello!!!



**What's your
name?**



I'm fine. Thank you.





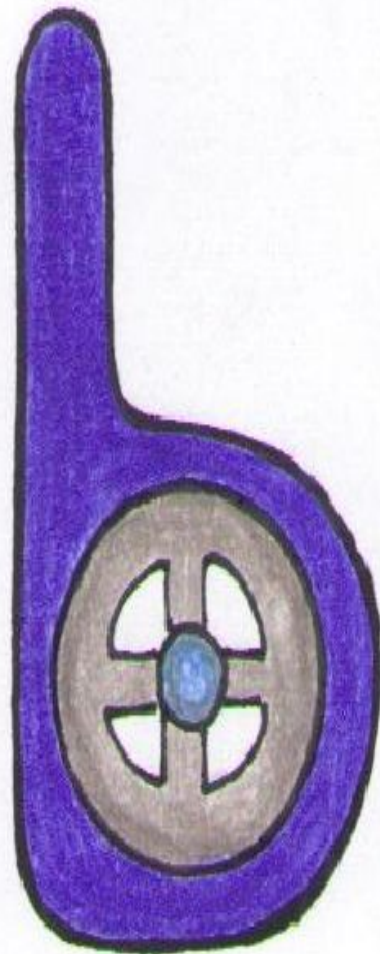
hello!

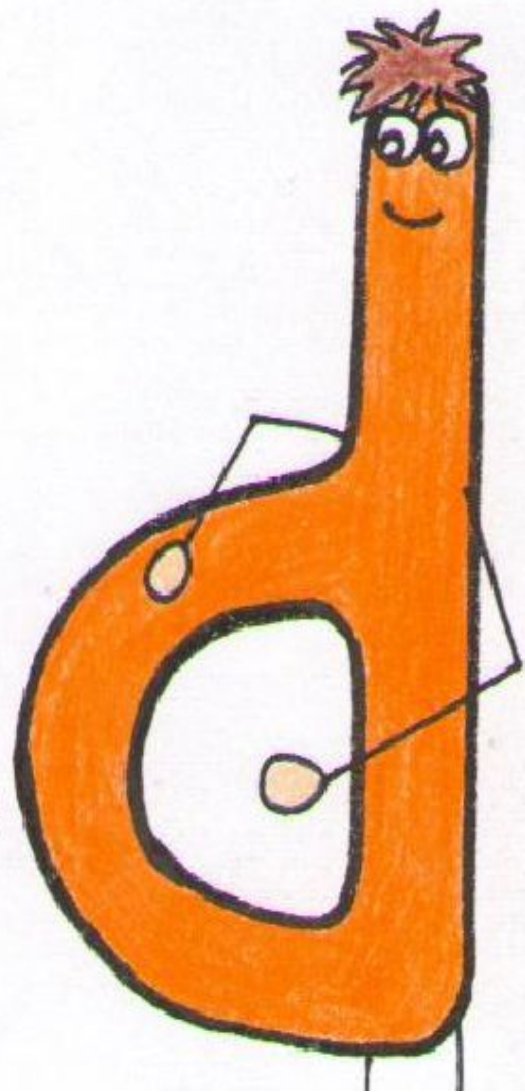




Hello!!!

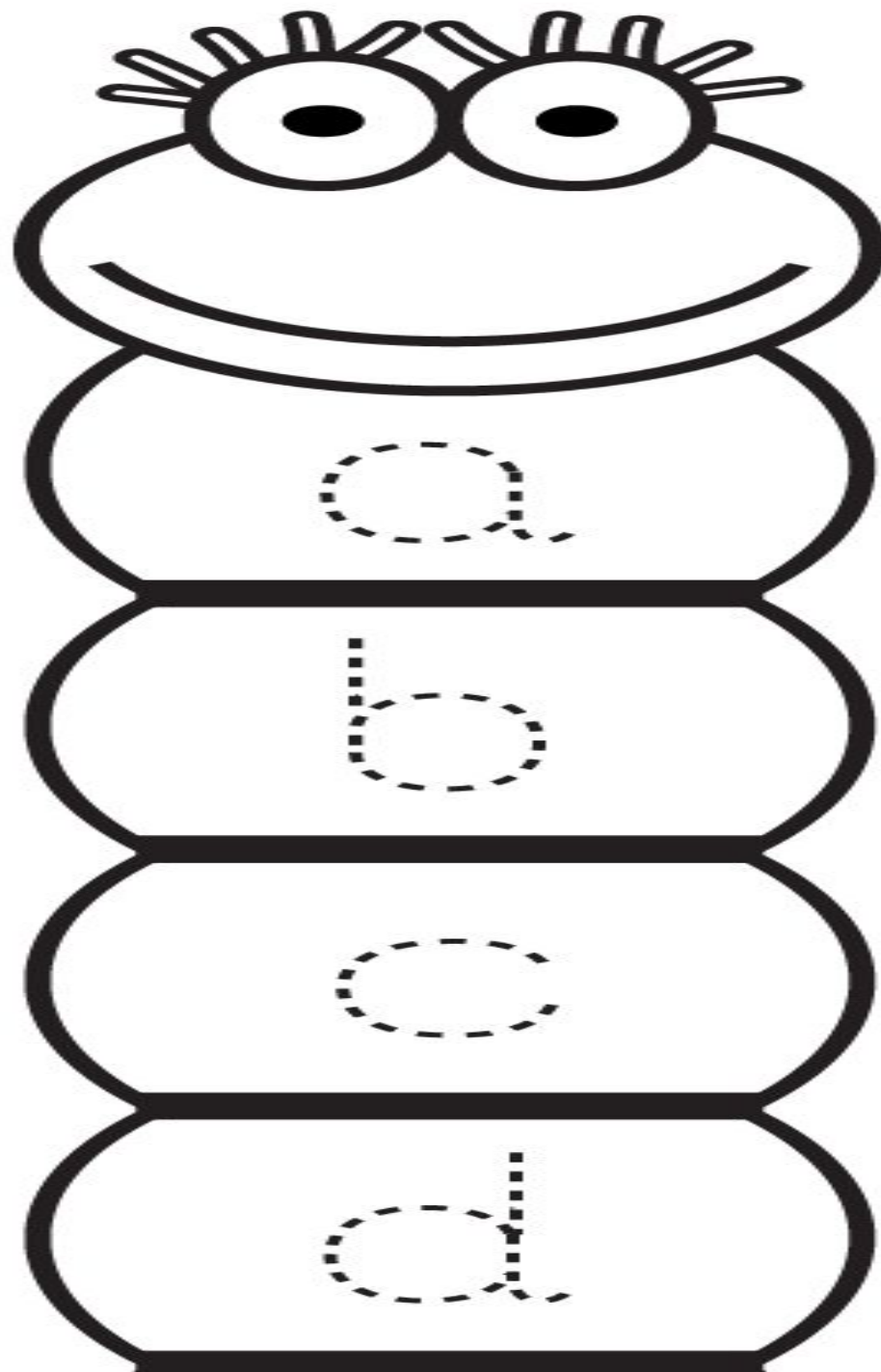



**What's your
name?**












Let's play.







d

t

Be a letter detective!
Find the letter t.

w



q

t

l

t

a

a y

g

x

t

b

y

h

z

i

t

f

u

t

n

a

s

o

s

c

b

a

t

m

f

t

n

a

s

o

s

c

b

a

t

s

d

t

f

t

n

a

s

o

s

c

b

a

t

d

t

t

z

f

j

r

e

g

b

k

a

e

r

v

t

p

c

g

b

t

k

a

b

e

t


r

t

v

t

Let's watch a cartoon.



A computer monitor with a black frame and stand is shown against a blue background. The screen is filled with a bright cyan color and displays the word "REVIEW" in large, bold, black, sans-serif capital letters. The monitor is positioned on a light orange surface. In the bottom right corner of the monitor's bezel, there are five small, white circular indicators.


REVIEW



ant



banana



cat



dog



elephant



fish



guitar



horse



Ice cream



jellyfish



kite



ladybug

Show and guess.

let's play

The text "let's play" is written in a large, rounded, lime-green font. Three blue stick figures are integrated with the text: one is running on top of the letter 'y', one is standing on its hands inside the letter 'p', and one is climbing the letter 'y' from the bottom.




Let's
Move

Let's Color!



Your child will develop fine motor control skills while having fun

- Homework:**
1. Copy 1 (прописать по 3 буквы)
 2. Copy (Alphabet A , раскрасить и найти отличия)
 3. Video (нарисовать 1 героя)



a

b

c

d

e

f

g

h

Look at the...
(Посмотри на...)

Eat the...
(Ешь...)

Catch the...
(Лови...)

Take the...
(Возьми...)

