

Lesson 2

Look at these pictures. They look the same, but some things are different. There is a pirate on this island, but there is a monster on this island. What other different things can you see?



USEFUL PHRASES

Для описания людей и предметов используйте **Present Simple**

The castle's roof *is* green.
/ The castle's roof *is* red.

The pirate *has got* straight hair. / The pirate *hasn't got* a moustache.

Для описания действий используйте **Present Continuous**

The man *is sitting*. / The girl *isn't sitting*.

The crocodile *is wearing* a hat. / The crocodile *isn't wearing* a hat.

* Не забывайте использовать **BUT**

I can see **but**

I can't see

There is / There are

There isn't / There aren't

.....

In picture A **but**

In picture B

but



Jane

Paul




Jim



– 5 questions –

Listen and colour and draw. There is one example.



Homework

Learn months of the year for dictation.

Make a video <about myself>



Part 5

– 10 questions –

Look at the pictures and read the story. Write some words to complete the sentences about the story. You can use 1, 2 or 3 words. There are two examples.

The birthday pirate



Last weekend, Bill, Jane and their parents went to the sea for Bill's birthday. It was sunny at the beach. The children played badminton with their father. Mum put a picnic on a red blanket. The family sat on the blanket and ate their lunch. They gave Bill a cake and they sang a birthday song. After their food, Mum and Dad slept.


Examples

On the day that the family went to the beach, the weather was
.....sunny.....

Bill, Jane andtheir father..... played badminton.

Questions

1 When they ate their picnic at the beach, they sat on



The children were not tired. They wanted to play in the sea. Jane jumped and ran in the water and Bill played with his toy boat. He thought, "I'd like to sail on a big boat."


Then they saw a pirate! He had a green parrot on his shoulder.

3 Jane and Bill played in

4 had a toy boat.

5 Bill wanted to on a boat.

6 The pirate had a with him.



The pirate said, "Hello! Would you like a ride in my boat?" The children said, "Yes, please!"

The pirate took them to an island. They climbed trees and played. The pirate gave them some coconuts, which they ate at the top of the trees. Then he said, "I must take you back to your parents." Bill said, "That was the best birthday! Thank you!"

When they went back to the beach, their parents were awake. They talked to the pirate and gave him a cup of tea.


7 Bill and Jane went in the boat with the pirate to

8 They ate up the trees.

9 On the beach their mum and dad were

10 The pirate had some with Mum and Dad.

Warm-up

- (Books closed) Ask different Ss about L0.1, e.g.: *What are the friends' names?*
-  Introduce the aims of this lesson: *Can you play the guitar?* Ask Ss to answer. Say: *Today we will talk about what we can do.* Write the objective on the board.

Lead-in

- (Books open) Ss say who they can see in the photo.

Exercise 1

- Ss work individually and then compare answers in pairs.
- Ask different Ss to read out the sentences.

Can you sing?



Amy: What's this song, Elena?

Elena: It's Adele. She's really good. Can you sing, Amy?

Amy: No, I can't. What about you?

Elena: Yes, I can, and I can play the guitar. I love music!

Can you sing?



Amy: What's this song, Elena?
Elena: It's Adele. She's really good. Can you sing, Amy?
Amy: No, I can't. What about you?
Elena: Yes, I can, and I can play the guitar. I love music!

1 Read the dialogue. Then complete the sentences with *Amy* or *Elena*.


- 1 _____ can sing.
- 2 _____ can't sing.
- 3 _____ can play the guitar.

Grammar *can*

+	-
I/You can sing.	I can't sing.
He/She/It can sing.	He/She/It can't sing.
We/You/They can sing.	We/You/They can't sing.
?	Short answers
Can you sing?	Yes, I can . / No, I can't .
Can he sing?	Yes, he can . / No, he can't .
Can they sing?	Yes, they can . / No, they can't .

2 Complete the sentences with *can* or *can't* so they are true for you.

- 1 My best friend _____ swim.
- 2 My friends _____ speak Italian.
- 3 My mum _____ sing.
- 4 My dad _____ play football.


- 3  1.6 Listen and repeat. Which activities in the Vocabulary box can you see in the pictures? What can you do?



Vocabulary Action verbs


cook draw play football
play the guitar ride a bike run sing
skateboard speak Spanish swim



- 4  1.7 Listen and write the action verb in your notebook.

1 *play the guitar*



- 5  1.8 Game! Look at the table and read the conversation. Who is it? Listen and check. Then play the game in pairs.

				
Amy	✓	✗	✓	✗
Tom	✓	✓	✗	✗
Elena	✗	✗	✓	✓
Lucas	✗	✓	✗	✓

A: *Is it a boy or a girl?*

A: *Can he swim?*

A: *Can he skateboard?*

A: *I know! It's ...*

B: *It's a boy.*

B: *Yes, he can.*

B: *No, he can't.*

- 6 Write a questionnaire for your class.
Write five questions with *Can you ...?*
Then ask your classmates!

A: *Can you cook?*

B: *Yes, I can. / No, I can't.*

Arisha	Ivan	Rinat
Can you cook ?		
Can you draw		
Can you play the guitar?		
Can you skateboard ?		
Can you speak Spanish?		

1

Vocabulary

Look at the pictures. Circle the correct answer.

1



He can *play football* / ride a bike.

2



She can *play the guitar* / *sing*.

3



They can *play football* / *run*.

4



You can *skateboard* / *draw*.

5



He can *speak Spanish* / *sing*.

6



I can *cook* / *swim*.

2 Match 1-4 to a-d.

1 ☐

Elena can play

a play football.

2 ☐

Tom can

b ride a bike?

3 ☐

Can Lucas

c can't sing.

4 ☐

Amy

d the guitar.

3 Answer the questions for you.


1 Can you swim?

2 Can you cook?

3 Can your best friend draw?

4 Can your friends sing?

Finishing the lesson

- (*Books closed*) Ask Ss questions about their classmates to see how much they remember.
-  Ask *Can you talk about things you can and can't do?* Ss respond with the Thumbs up/down technique.



Fast finishers

- Ss write 5 things they can do and 5 things they can't do in their notebooks.

Vocabulary Action verbs

cook draw play football
play the guitar ride a bike run sing
skateboard speak Spanish swim



Homework

Learn verbs for dictation.

Make a video <I Can but I can't>

Exam task



Part 5

– 10 questions –

Look at the pictures and read the story. Write some words to complete the sentences about the story. You can use 1, 2 or 3 words. There are two examples.

Mr Smile



Mr Smile was a famous clown. He sang a funny song every night on children's TV. Jack watched him after his bath. Jack wanted Mr Smile to sing at his birthday party. He asked his parents to invite Mr Smile. They did, and Mr Smile said yes!

Examples

The name of the famous clown was Mr Smile.

..... Every night on children's TV, Mr Smile sang a funny song.

Questions

1 After his, Jack watched Mr Smile on TV.

2 Jack's parents invited Mr Smile to Jack's



Mr Smile lived in a city, and Jack's family lived in the countryside in a village which is called Greentree. Mr Smile caught a train to get to Jack's village. On the train, he had his hat with a flower in it, his big shoes and his trousers in a big bag. He put his bag near the door and then he sat down. He slept. When he woke up, his bag wasn't there!

3 Greentree is in the

4 Mr Smile had to catch to go to Greentree.

5 In Mr Smile's bag were his hat with a flower, his trousers and

6 Mr Smile's bag was of the train but it wasn't there when he woke up.

At Jack's house, Mr Smile told Jack's parents, "I'm sorry, I don't have my clown clothes."

Jack's mother looked for her biggest hat, and Mr Smile put it on.

Jack and his friends sat in the garden and they waited for Mr Smile. Then a man walked out of the house.

"That's not Mr Smile!" they shouted.

The man started to sing a funny song. Jack listened and closed his eyes. "It is Mr Smile!" Jack told his friends. "Thanks, Mum and Dad!"

Jack was very happy because the famous clown sang three songs for him.

7 Mr Smile put on Jack's mother's

8 Jack and his friends waited in the for Mr Smile.

9 Jack and listened to the man, and then he said, "It is Mr Smile!"

10 Jack was happy because Mr Smile at his birthday party.