

# TEACHING DEMONSTRATION: VOCABULARY

**By: Samuel Henri-Dazé, Yaoyuan Jiang, Teodora Mirkovic & Christa Surat**

# INTRODUCTION TO OUR LESSON



*What is the target language?*

**French**

*Who are the target students and their proficiency level?*

- **First-year university students enrolled in French introductory courses**
- **Between A1 and A2 Proficiency Level (CEFR)**

*What is the theme?*

**Going on vacation/travelling the world**

*What is the time suggested for this lesson?*

**In total 30 minutes. Below is the time allocated for each activity in this lesson:**

- **Activity One**» 15 minutes
- **Activity Two**» 5 minutes
- **Activity Three**» 10 minutes

## WHAT ARE THE LEARNING OBJECTIVES?



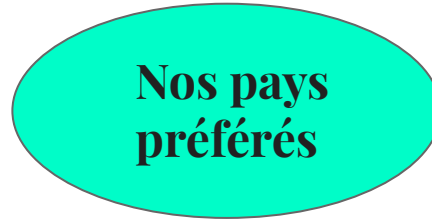
- To **appreciate, understand** and **learn** the culture and climate of different countries through interaction and discussion
- To practice and build on **oral competences** in the target language
- To work collaboratively in groups/ to strengthen **cooperation skills**
- To build on **writing skills** in the target language
- To **understand** and **know** how to use familiar expressions in French pertaining to the weather
- To expand **auditory competences** by **listening** to other students and the teacher speak in the target language

# ACTIVITY ONE: STEP ONE & TWO

**Quel est votre pays préféré pour partir en vacances?**

*What is your favourite country to go on vacation/favourite travel destination?*

In your group, search up the names of your favourite countries in French using [www.wordreference.com](http://www.wordreference.com) and write your answers on this mind-map.



# VOCABULARY WORKSHEET: STEP THREE

Fill out the worksheet as you watch this presentation.



Il fait chaud.  
*It is hot.*



Il fait froid.  
*It is cold.*

# VOCABULARY WORKSHEET: STEP THREE

**Fill out the worksheet as you watch this presentation.**




Il neige.  
*It is snowing.*



Il fait soleil.  
*It is sunny.*

# VOCABULARY WORKSHEET: STEP THREE

**Fill out the worksheet as you watch this presentation.**



Il pleut.  
*It is raining.*



Il y a du vent.  
*It is windy.*

# VOCABULARY WORKSHEET: STEP THREE

**Fill out the worksheet as you watch this presentation.**



Il fait beau.  
*It is nice.*



C'est nuageux.  
*It is cloudy.*



# SENTENCE STRUCTURES

FRENCH

ENGLISH

Je suis au...	I am in...
...parce que...	...because...
J'aime quand....	I like when...
Je n'aime pas quand...	I do not like when...

# ACTIVITY TWO: LABEL THE PICTURES WITH THE CORRECT EXPRESSION



Blank box for labeling the stormy sky image.



Blank box for labeling the busy beach scene image.




Blank box for labeling the tropical beach scene image.



Blank box for labeling the snowy winter scene image.



Blank box for labeling the man walking in the rain image.



Blank box for labeling the sunset/sunrise image.

**ACTIVITY THREE:** PRETEND YOU ARE IN YOUR FAVOURITE DESTINATION/COUNTRY. WRITE A POSTCARD FROM THAT COUNTRY DESCRIBING THE WEATHER.

CARTE POSTALE



Chère \_\_\_\_\_,

Je suis au

\_\_\_\_\_

\_\_\_\_\_

\_\_\_\_\_

Cordialement,

\_\_\_\_\_

