

SPEAKING 1.1 Introduce yourself and others 1.2 Identify objects 1.3 Make requests

1.4 Check into a hotel

LISTENING 1.1 Listen to people introduce themselves 1.3 Understand people in tourist situations 1.4 Watch an extract from a sitcom about a hotel

READING 1.2 Read about travelling light


WRITING 1.1 Improve your use of capital letters 1.4 Complete a registration form at a hotel

This file is for internal use only

Copyright © 2012 Pearson Education, Inc. All rights reserved.

BBC

INTERVIEWS

 What's your name?



Введение:

В этом юните 6 уроков.

1. Вводный - видео и задания к нему
2. Грамматика, страны, национальности
3. Грамматика + чтение
4. Новые слова, говорение
5. Аудирование + видео
6. Обобщение полученных знаний

После прохождения юнита – тест для контроля усвоения

LESSON 1



УСТНОЕ ЗАДАНИЕ (ЗАПИСАТЬ ГОЛОСОВОЕ)

WHAT CAN YOU SEE AT THESE PHOTOS?

ЧТО ВЫ ВИДИТЕ НА ЭТИХ ФОТО?

ИСПОЛЬЗУЙТЕ КОНСТРУКЦИЮ

I CAN SEE... \ I SEE...

**ВМЕСТО МНОГОТОЧИЯ ВСТАВЛЯЕМ ПРЕДМЕТЫ,
КОТОРЫЕ ЕСТЬ НА ФОТО**

СМОТРИМ ВИДЕО. ДАЛЕЕ БУДУТ ЗАДАНИЯ
ПО НЕМУ

UNIT

I

welcome

1 OVERVIEW: Watch the video. Do the people talk about your country?

2 Watch the video and tick (✓) Hina's questions.

1 What's your name and where are you from?


2 How old are you?

3 What do you like about it?

4 Are you English?

5 What don't you like about it?

6 What's your job?



3 Read the sentences about Hina. Then watch the video from 0:11–0:25. Underline the correct answers.

- 1 Hina works *in a school/for the BBC*.
- 2 She's a *researcher/teacher*.
- 3 Hina's from *London/Bahrain*.
- 4 She lives in *London/the Middle East* now.



Glossary: *researcher* = she finds new information about a subject

UNIT

I

welcome


- 4** Read the places in the box and watch the video from 0:22–1:18. Circle the places you hear. There are three extra places.

London	Edinburgh	Spain	Italy	Taiwan	Los Angeles	
Germany	Sydney	Brazil	Estonia	China	Ireland	Australia

- 5** *Where are they from?* Look at the people below and watch the video again from 0:22–1:18. Write the correct place under each person. Use the box in Exercise 4 to help you.



Australia




6 What do/don't they like about it? Look at the people below and read the statements. Check new words in your dictionary. Then watch the video from 0:58–2:36 and match people A–C with the statements.



- 1 ... is from North London
- 2 ... is from Estonia
- 3 ... is from Naples in Italy
- 4 ... likes the sea, the sun and the people
- 5 ... likes the culture and the people
- 6 ... likes the shops, the bars and restaurants, and the park
- 7 ... doesn't like the crime and the rubbish
- 8 ... doesn't like the winters

C



7 THE WAY WE SPEAK: The people below talk about where they are from. Watch the video from 0:50–1:18 and complete the sentences.



I'm Ivan. This is Francesca. We ¹come from Italy.




I'm ² Sydney in Australia.



I'm originally ³ _____ County Wexford
⁴ _____ Ireland.



I'm from a ⁵ _____ called Naples in the
south ⁶ _____ Italy.




8 Write your answers to Hina's questions.

1 What's your name?

2 Where are you from?

3 What do you like about it?

4 What don't you like about it?



Как делать задания по видео:

- 1) Смотрим видео. Говорили ли люди о Вашей стране?
- 2) Отметить галочкой те вопросы, которые говорила Нина.
- 3) Прочитать предложения про Нину, посмотреть еще раз указанный промежуток времени на видео и подчеркнуть правильные варианты.
Underline – подчеркнуть
- 4) Какие города и страны услышали? Обведите
- 5) Откуда эти люди? Написать (смотрим видео и ставим на паузу)
- 6) Соотнести предложения с фото людей. Так же по видео
- 7) Вписать пропущенные слова
- 8) Написать свои ответы на вопросы Нины