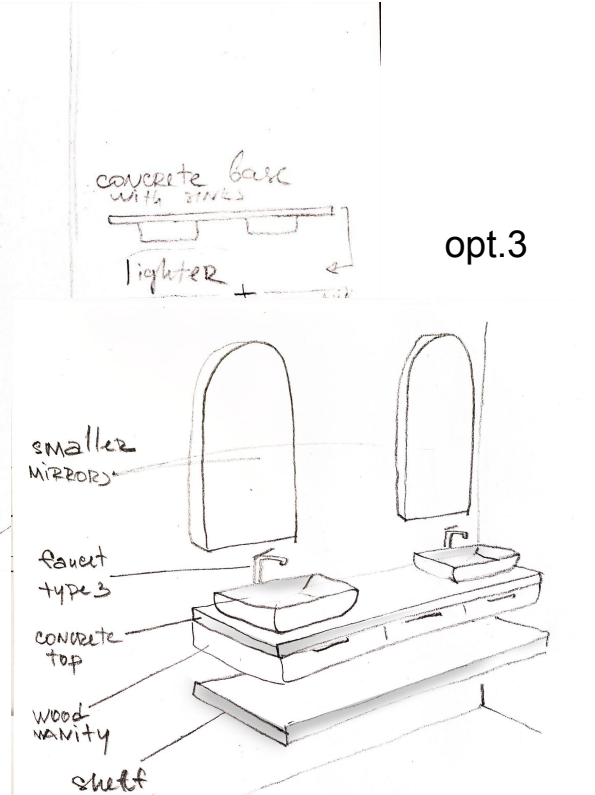
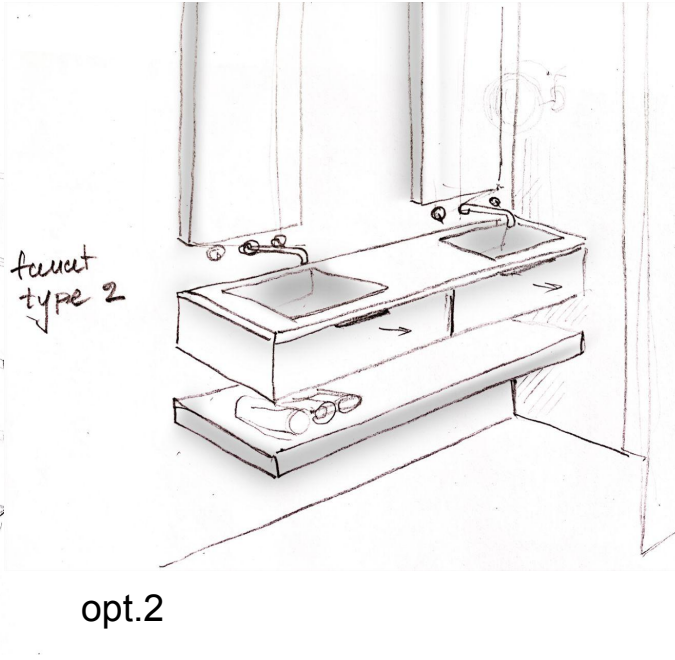
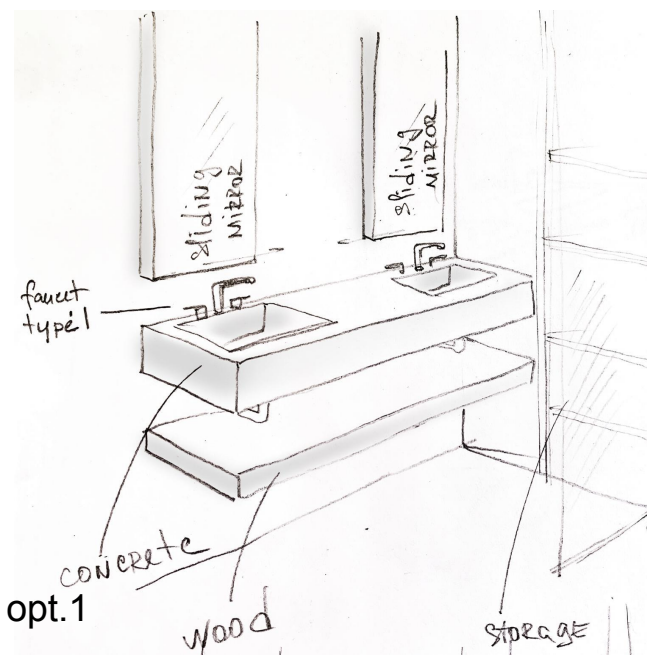


Solano house : **MockUps**

#064.02

Vanity sketches. Master Bathroom

There are multiple options in this sink typology. Mainly it depends on the location of the storage places [if needed, inside the vanity, and proportions of the sinks and shelf [height] functionality] These quick sketches are these options, with different proportions/ location and faucet typology.



Option 1

Mirrors exhibiting bathroom and are part of window scape.

#2 Mirror standing by them down on the concrete base, that growing out of the sink top and connect sink and window sill

[Mirror link](#)

[Light](#)

[Makeup mirror](#)



Option 2

Mirrors exhibiting bathroom and are part of window scape.

#1 metal stud holding mirror, soldered to metal frame and sink top

Example of the stud [painted in brass] :

[link 1](#) [link 2](#) [link 3](#) [link 4](#)

[Mirror link](#)

[Light](#)

[Makeup mirror](#)





#064.02.03

LINKS:

[Ceiling wood \[available in different colors\]](#)

[Cement shower floor](#)

[Cabinet handles](#)



[Floor](#)

[Wall light](#)

[Concrete wall tile](#)

Vanity sketches. Guest Bathroom

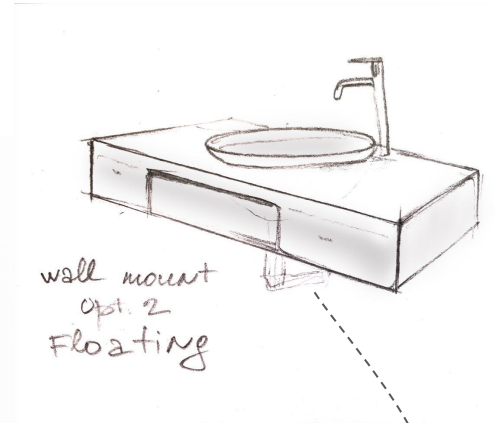
Normally, the height and structure of the vanity depend on the height of the sink and the types of mounting. We already know the parameters of the sink, so these are principal schemes of how it can hold the sink.



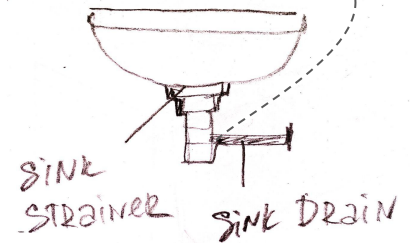
semi wall mount



wall-mount opt 1



wall mount opt. 2
floating



sink strainer sink drain

Guest bathroom opt.1



#064.02.08 Material board



#064.02.09



#064.02.10

LINKS:

[Ceiling wood \[available in different colors\]](#)

[Mosaic tile](#)

[Floor](#)

[Walls](#)

[Accent wall](#)

[Pendants](#)

[Wall light](#)

Guest bathroom opt.2





#064.02.13

LINKS:

[Ceiling wood \[available in different colors\]](#)

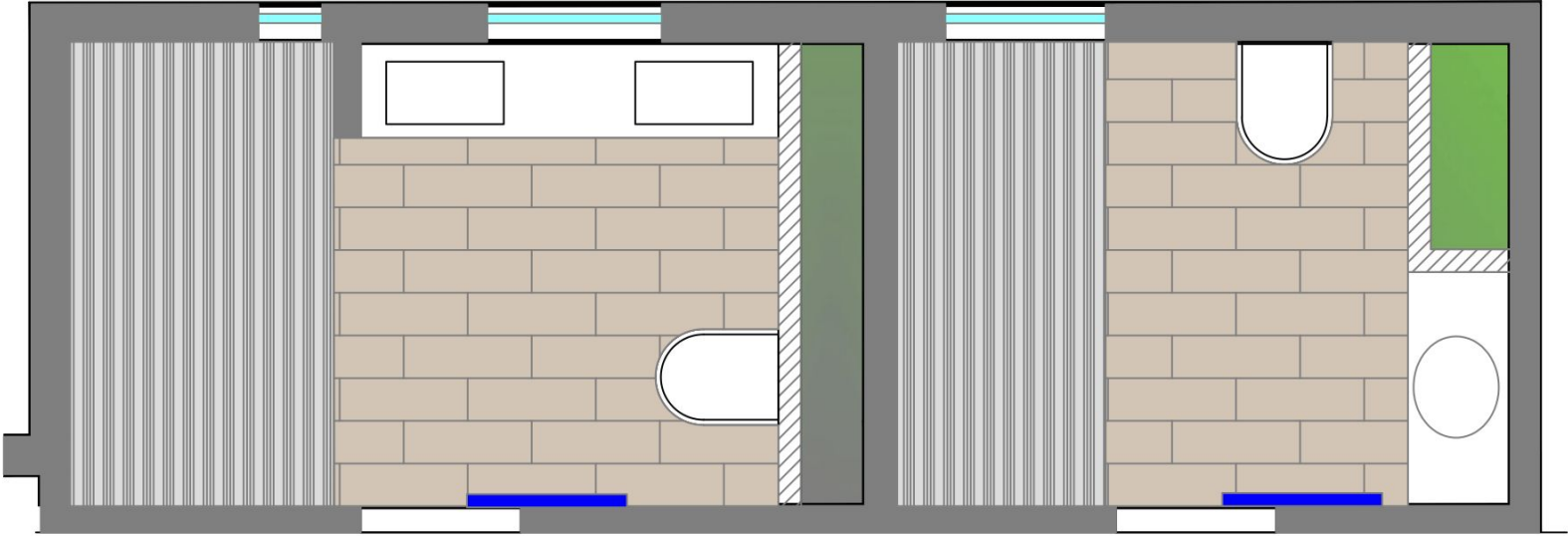
[Floor](#)

[Mosaic tile](#)

[Lamps](#)

[Chevron tile](#)

In build storages



-  In build storages
-  Daltile tile
-  Shower tray tile

Questions

- Which collection of the ToTo / product number do you choose?
- You prefer lighter tones or the darker ones in the mockups provided?
- Do you have faucet mounting preferences [see sketches: in build/ wall mounted]?
- Please provide feedback on the mockups and space organization. Do you have any additional requirements/needs apart from something that shown?
- Do you need a cosmetic mirror in Rachel's bathroom or it's going to be just a socket?
- Do you need soap dispenser?
- Do you need sensor faucets?
- Which model/product number of Panasonic whisper you have?

Options for doors

Barn doors

The whole doors:

[LINK 1](#)

[LINK 2](#)

[LINK 3](#)

[LINK 4](#)

[LINK 5](#)

You can choose different hardware:

[Hardware \[Link1\]](#)
[\[Link 2\]](#)

[Door Handle \[Link\]](#)

You need to use **ONE TYPE** of the barn door for 2 doors in your bedroom

French doors

**Suggested
length**

8'

Providers

[LINK 1](#)

[LINK 2](#)

**Options for SINK AND
VANITY
Master bathroom**

Price range: \$\$- \$\$\$

Concrete #1



approximate price:

Type	Link	\$
Sink	Link here	\$2,400
Vanity	Link here	\$1,289
2 Faucets	Link here	\$360
Shelf	Link here	\$280
		\$5,729


Concrete #2



approximate price:

Type	Link	\$
Sink	Link here	\$3,800
Vanity	Link here	\$1,289
2 Faucets	Link here	\$360
Shelf	Link here	\$280
		\$5,729

Concrete #3 a



approximate price:

Type	Link	\$
Sink	Link here	\$1,675
Vanity	Link here	\$1,302
2 Faucets	Link here	\$740
		\$3,717




Concrete #3 b



approximate price:

Type	Link	\$
2 Sinks	Link here	\$998
Vanity	Link here	\$1,302
2 Faucets	Link here	\$740
		\$3,040

Concrete #4



approximate price:

Type	Link	\$
Sink	Link here	\$2,500
Vanity	Link here	\$1,349
2 Faucets	Link here	\$1,080
		\$4,929



Vanity all-in one



approximate price:

Type	Link	\$	
Vanity	Link here		\$1,400
2 Faucets	Link here		\$292
			\$1,692