

PET SPEAKING

Remember

- · Ask your partner questions and answer the questions fully
- · Listen to your partner and show interest in what s/he says
- · Avoid long, prepared speeches

Remember

- Listen carefully to the examiner's instructions and focus on the picture in the middle, which gives the **key to the situation**
- Use the pictures round the outside as **ideas for your discussion. Don't describe them**
 - -Think about the type of situation – is it directly about **you or a third person? If it's about a third person, use he or she *consistently***
 - -Start the discussion immediately, **DON'T** waste time by giving the background to the situation
 - -Give reasons for your opinions/ideas
 - -Make sure you give your partner an opportunity to participate equally in the discussion. **Don't dominate**

In the top left
hand corner

At the top

In the top right
hand corner

In the
background

On the left

In the middle/
centre

On the right

In the
foreground

In the the
bottom left
hand corner

At the bottom

In the bottom
right hand
corner

The Coach's Tips

PART 1

Ice-breaker (2-3 mins)

What you need to do: Answer the examiner's questions about your routines/habits, personal details, likes & dislikes.

Dos & Don'ts: Remember how to spell your full name and avoid long, prepared speeches.



PART 3

Describing a picture (3 mins)

What you need to do: Talk about a picture for a minute. When you describe the picture try to answer the following questions:

- What can you see in the photo? (*In the middle, in the background...*)
- What's happening? What are the people doing? (*They are playing football in the garden...*)
- What do people look like? What are they wearing?
- How are people feeling? Why?

Useful expressions to:

- **speculate:** *It might be + base form, It's probably ..., the picture could be in + place.*
- **paraphrase:** *It's something that + subj. + verb, It's a kind of + noun, it's + noun + for + ING form.*

Dos & Don'ts: Don't list the things you can see, make sentences. Give reasons for your ideas and personal reaction to the picture.

PART 2

Simulated situation (2-3 mins)

What you need to do: Interact with your partner. You are given visual aid to carry out the discussion task.

Useful expressions to:

- **take turns:** *Shall I go first?, Would you like to start?*
- **make and respond to suggestions:** *What/How about + noun/ING, Why don't we + base form?, Let's + base form. Yes, it sounds great. Well, I don't think so.*
- **discuss alternatives:** *Which do you think is best?, Yes, that's possible., It's difficult to decide but...*
- **negotiate agreement:** *Do you agree?, Yes, you're right., Well, that's true but..., I'm sorry but I don't agree with you.*
- **make recommendations:** *I'd rather + base form*

Dos & Don'ts: Don't describe the pictures, use them to get ideas. Don't dominate, let your partner speak, too.



PART 4

Conversation with your partner (3 mins)

What you need to do: Talk to your partner about a topic related to part 3. You give your opinion about something and explain what you prefer.

Useful expressions to:

- **give opinions:** *In my opinion, I think/ I don't think, Personally,...*
- **ask your partner's opinion:** *What do you think?, How do you feel about that?*
- **talk about personal likes & dislikes:** *I (don't) love/ like/really enjoy + ING form I'm (I'm not) very interested in + noun/ ING form because..., I find (don't find) VERB -ING + noun + adjective.*
- **show interest:** *Really?, That's interesting.*

Dos & Don'ts: don't talk to the examiner, listen carefully to your partner and show interest.





**What things in the pictures are frightening?
How can people get over these types of fear?**










Evening Classes



You and a friend are thinking of learning something new.

You saw these classes advertised on the noticeboard outside the supermarket.

Discuss an activity that you could do together.









A Souvenir from Paris



You are on holiday with a friend in Paris.



Discuss the best gift to bring back to your brother and sister.



It's your grandma's birthday tomorrow. You don't know what present to buy. You ask your friend.

Discuss and decide together what to buy.

170



Test 1, Part 2

VISUALS FOR SPEAKING TEST



Visuals for Speaking Test

**You haven't seen your friend for ages.
You want to go somewhere together.
Discuss and decide together where to go**



It is your cousin's birthday and you are planning to buy a present for her. Discuss and decide together which present would be best.



Getting Around Europe



You and your friend want to travel around Europe.

Talk together about the best way to travel when you get there.



ion Present



Your brother has just graduated from college with a degree.



Talk together about what you could buy him.



Your grandma is coming soon. Your mum asked you to entertain her. You ask your friend for advice. Discuss and decide together where to go with grandma and what to do.







Work with a partner. Talk together about music.

Why is the music important to the different groups of people?







Work with a partner. Talk together about watching TV. Why do you think people enjoy watching these kinds of programme?





1B



Work with a partner. Talk together about ways of communication.

What are the advantages and disadvantages of these ways of communications?

