



IT'S A  
*Good Day*

TO HAVE A

GOOD DAY





**What's the date?**

**What's the date today?**

**It's the .....**

**What was the date yesterday?**

**It was the .....**

**What's the date tomorrow?**

**It will be the .....**

# Talking About The Weather

©WWW.THEENGLISHSTUDENT.COM



summer


spring

fall/autumn

winter



# Homework



## *New cards p.16.*

### **Key Words:** Abilities

---

act   cook   dance   draw   paint  
play a musical instrument (e.g. piano/guitar/  
violin)   play chess   ride a bike   sing  
speak Chinese   swim   take photos  
use a computer   write stories






**CAMBRIDGE ENGLISH**  
Language Assessment  
Part of the University of Cambridge

# Cambridge English Young Learners

Cambridge Young Learners English Tests (YLE)






Information for candidates  
and parents

parents









# Movers

Total length = approximately 65 minutes

Skill	Part	Task	Action
Listening 25 minutes	1	Match names outside a picture with the people that are inside a picture.	Draw lines. 
	2	Answer questions about a place, trip, party etc.	Write words and numbers. 
	3	Match days of the week with different activity pictures.	Draw lines. 
	4	Choose the picture with the correct information.	Tick boxes. 
	5	Choose the right parts of a picture and understand colouring and drawing instructions.	Colour parts of a picture. Draw something. 

Reading and Writing





30 minutes

1	Match pictures/words with describing sentences.	Copy words.	copy copy 
2	Decide if a picture matches sentences about it.	Write yes or no.	yes 
3	Choose the right answer to questions.	Circle a letter.	d@g 
4	Choose correct pictures/words to fill gaps in a short story and the correct title for the story.	Copy words and tick a box.	copy copy  <input checked="" type="checkbox"/>
5	Find words in a story to complete sentences.	Copy 1, 2 or 3 words.	copy copy 
6	Choose the right words to fill gaps in a short text.	Copy words.	copy copy 



## Speaking

5-7 minutes

1	Find differences between two pictures (objects, colours, numbers, positions etc.).	Say what is different.	
2	Talk about pictures that tell a story.	Say short sentences.	
3	Choose a picture that is different from three others.	Say how it is different.	
4	Answer questions about you.	Give short answers.	



# Pattern Practice



## Movers Speaking

### Summary of Procedures

The usher introduces the child to the examiner. The examiner asks how old the child is.

- 1 The examiner asks the child to describe several differences between the two Find the Differences pictures, e.g. 'This is a bird but this is a cat.'
- 2 The examiner tells the child the name of the story and describes the first picture e.g. 'Fred is sad. He can't play football. His ball is very old. His mum's saying, "Take the dog to the park."' The examiner then asks the child to continue telling the story.
- 3 The examiner demonstrates how to do this task with the first set of four odd-one-out pictures and then asks the child to choose one picture in the other three sets and say which is different and why. For example, 'These are all animals, but this is a sweater.'
- 4 The examiner asks questions about the child, e.g. 'Who's the youngest in your family?'



# part · two

***Use a range of the following structures:***

- the present continuous of some action verbs***
- the present simple of the verb to be***
  
- have got***
- the modals can/can't and must/mustn't***
  
- expressions to describe simple feelings, e.g. She is unhappy.***

## Movers Speaking

### Summary of Procedures

The usher introduces the child to the examiner. The examiner asks how old the child is.


- 1 The examiner asks the child to describe several differences between the two Find the Differences pictures, e.g. 'This is a bird but this is a cat.'
- 2 The examiner tells the child the name of the story and describes the first picture e.g. 'Fred is sad. He can't play football. His ball is very old. His mum's saying, "Take the dog to the park."' The examiner then asks the child to continue telling the story.
- 3 The examiner demonstrates how to do this task with the first set of four odd-one-out pictures and then asks the child to choose one picture in the other three sets and say which is different and why. For example, 'These are all animals, but this is a sweater.'
- 4 The examiner asks questions about the child, e.g. 'Who's the youngest in your family?'

Key to Procedure Step 2 Possible answers:

**Picture 2: Fred and his dog are in the park. The dog's happy. The dog / He's looking at a bag. Fred's angry. Fred doesn't like it.**

**Picture 3: Fred's mum is talking on the phone. Fred and the dog are listening. They're happy / smiling. Fred's mum has got the phone number of a woman. It's the woman's bag. Fred's mum is phoning to tell the woman about the bag.**

**Picture 4: Fred is opening a box. There's a new football in the box. It's a present from the woman because Fred found her bag. Fred's very happy!**





**GAMETIME**

**SPORTS AND FITNESS**

**GT**



# Cambridge English Movers

Cambridge Young Learners English Tests (YLE) Movers



## 5. Important things to remember

- At the end of the activity, ask the students the following questions:
  - *How many pictures will you look at in Part 3 of the test? (4 lines of 4 pictures, 16 in total)*
  - *What should you say if you don't understand? (e.g. I don't understand / Can you repeat that, please? / Sorry?)*

This shows good knowledge of English.

- Remind students that:
  - they should take their time to look at the pictures
  - the examiner will describe the differences in the first line of pictures
  - they then have to talk about the 'odd-one-out' in the other 3 lines.

## Movers Speaking

### Summary of Procedures

The usher introduces the child to the examiner. The examiner asks how old the child is.

- 1 The examiner asks the child to describe several differences between the two Find the Differences pictures, e.g. 'This is a bird but this is a cat.'
- 2 The examiner tells the child the name of the story and describes the first picture e.g. 'Fred is sad. He can't play football. His ball is very old. His mum's saying, "Take the dog to the park."' The examiner then asks the child to continue telling the story.
- 3 The examiner demonstrates how to do this task with the first set of four odd-one-out pictures and then asks the child to choose one picture in the other three sets and say which is different and why. For example, 'These are all animals, but this is a sweater.'
- 4 The examiner asks questions about the child, e.g. 'Who's the youngest in your family?'

# Cambridge English Movers

Cambridge Young Learners English Tests (YLE) Movers





## YLE Movers Speaking Part 3 – Answer Keys

### Key to Student's Worksheet

Possible answers (accept any as long as the student can justify it):

2. You can have *curly*, *blonde* or *long* hair, but you can't have *exciting* hair.
3. *Towel*, *bath* and *toothbrush* are found in the bathroom, but *table* isn't.
4. You buy things in the *supermarket*, the *shop* (*store*) and the *cinema*, but not in the *library*.
5. *Nurse*, *doctor* and *farmer* are jobs. *Bus station* is a place.
6. *Below*, *inside* and *on* are all where you can put things. *Both* means *two*.
7. *Game*, *party*, *cake* are for birthdays but *pirate* isn't.
8. *Skip*, *dance*, *skate* are actions where you have to move, but *read* isn't.



### Key to Sample Task

Possible answers (accept any as long as the student can justify it):

Set 1: The book is different because it's not a fruit.

Set 2: This (watching television) is different because it's not dancing/ these are all dancing.

Set 3: This (the sweater) is different because it's not an animal.

Set 4: This (the second picture) is different because the sweater is on the bed. In these (the other pictures), the things are under the bed.

## Movers Speaking

### Summary of Procedures

The usher introduces the child to the examiner. The examiner asks how old the child is.

- 1 The examiner asks the child to describe several differences between the two Find the Differences pictures, e.g. 'This is a bird but this is a cat.'
- 2 The examiner tells the child the name of the story and describes the first picture e.g. 'Fred is sad. He can't play football. His ball is very old. His mum's saying, "Take the dog to the park."' The examiner then asks the child to continue telling the story.
- 3 The examiner demonstrates how to do this task with the first set of four odd-one-out pictures and then asks the child to choose one picture in the other three sets and say which is different and why. For example, 'These are all animals, but this is a sweater.'
- 4 The examiner asks questions about the child, e.g. 'Who's the youngest in your family?'

# Cambridge English Movers

Cambridge Young Learners English Tests (YLE)

## YLE Movers Speaking Part 4 –

<https://quizlet.com/161623779/flashcards>

- Example questions:

1. *How many people are there in your family?*
2. *What's the name of your best friend?*
3. *What's your favourite lesson at school?*
4. *What are your hobbies?*
5. *What do you have for breakfast?*
6. *What do you have for lunch?*
7. *How many brothers and sisters have you got?*
8. *What do you like doing at the weekend?*
9. *What did you do last Saturday morning?*
10. *What did you do last Sunday?*
11. *What's your mother's name?*
12. *Where did you go on your last holiday?*
13. *How many lessons do you have in a day?*
14. *What's the weather like today?*
15. *Who's the youngest in your family?*
16. *Who's the oldest in your family?*



# Rules Of Grammar

Elsie Villega

## Modals in pictures

### Possibilities:



**I can** do it!



**I couldn't** do that before!



**7** Изучи таблицу. Впиши can или can't в пропуски в рассказе.

	Gareth	Sandy
can sing	✓	✗
can ride a horse	✓	✗
can play football	✗	✓
can swim	✓	✗
can ride a bike	✓	✗
can play the piano	✓	✗
can draw	✗	✓

Gareth **1** can sing. He **2** ..... ride a horse, but he **3** ..... play football. Sandy **4** ..... sing and she **5** ..... ride a horse. She **6** ..... play football, but she **7** ..... swim. Gareth **8** ..... swim and he **9** ..... ride a bike. He **10** ..... play the piano, but he **11** ..... draw. Sandy **12** ..... ride a bike and she **13** ..... play the piano, but she **14** ..... draw.

**Must** выражает необходимость (=нужно, необходимо сделать) или долженствование (=я должен что-то сделать)

It's raining. I **must** take my umbrella. (необходимость)  
I **must** tidy my room. (обязанность)

Обрати внимание: **Must not/mustn't** выражает запрет (запрещено/не разрешается), а не отсутствие необходимости/обязанности.  
You **mustn't** eat in class.



**I must do it!**

4 Посмотри на картинки и впиши *must* или *mustn't*.



1 You ... *must* ... recycle glass here.



2 You ..... ride your bike here.



3 You ..... park here.



4 You ..... drive slow.



5 You ..... stop.



6 You ..... throw your rubbish here.

**SHOULD** (= хорошо) / **SHOULDN'T** (=плохо) используются для того, чтобы дать совет.

A: My tooth hurts.

B: You **should** see a dentist. You **shouldn't** eat sweets.



You **should** be careful.



You **shouldn't** fly like me.

**17** Выбери правильный вариант и обведи его.

1 You **shouldn't** / **can** eat so much fast food.

2 Jane **shouldn't** / **should** go out tonight. She has a test tomorrow.

3 I **should** / **shouldn't** exercise more. It's good for me.

4 Doctors say we **should** / **could** eat a lot of fruit.

5 James **can't** / **shouldn't** drive so fast. He may have an accident.

6 He has a cold. He **shouldn't** / **should** stay at home.

1. Dictation p.16 prep copy
2. Exam Task! Reading and writing
3. Modals




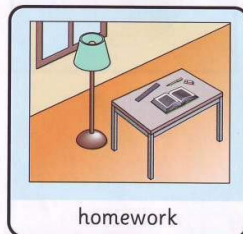
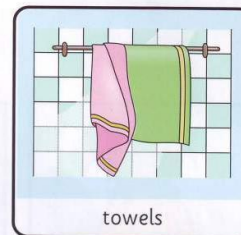

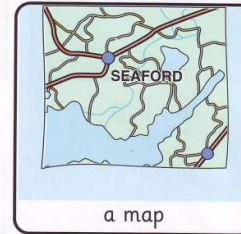

# Test 1

## Reading and Writing

### Part 1

- 6 questions -

Look and read. Choose the correct words and write them on the lines. There is one example.



Part 2  
6 questions

**Example**

You put your books in this at home.      bookcase

**Questions**

1 This helps you find the right road.      .....

2 You can play here between lessons.      .....

3 You go to this place to choose books.      .....

4 You put these on your bed on cold nights.      .....


5 You need one of these after a bath.      .....

6 You do this after school for your teacher.      .....

# Part 2

- 6 questions -

Look and read. Write **yes** or **no**.



### Examples

The monkey which is in the tree  
is eating some fruit.

.....yes.....

The red and yellow bird is sitting  
on a tree.

.....no.....



**Questions**

1 The tiger is looking at a monkey. ....

2 The fat snake is climbing a tree. ....

3 Two crocodiles are swimming in the river. ....

4 One of the elephants is drinking in the river. ....

5 Three bats are flying under the trees. ....

6 The tall man has got a beard and a big hat. ....

## Part 3

- 6 questions -

Look and read. Write yes or no.

Read the text and choose the best answer.



### Example

**Jill:** How are you today, Peter?

- Peter:** A It's very good.  
B Fine thanks, Jill.  
C I'm ten.

### Questions

1 **Jill:** I didn't see you last weekend.

- Peter:** A No, we went to my aunt's house.  
B Yes, I'm going home.  
C No, we go to the supermarket.

2 **Jill:** Did your sister go with you?

- Peter:** A No, she hasn't got one.  
B No, he went with us.  
C No, she couldn't go.

3 **Jill:** Has your aunt got any children?

- Peter:** A Yes, she is.  
B Yes, she's got three.  
C Yes, she was.

4 **Jill:** Where does she live?

- Peter:** A In the country.  
B In the river.  
C In the mountain.

5 **Jill:** Can I come with you next weekend?

- Peter:** A No, I can't come.  
B Oh, OK then.  
C Yes, you do.

6 **Jill:** Oh, I must go home now.

- Peter:** A Good evening.  
B OK, bye.  
C Well, hello.

## Modal Verb Practice (elementary)

Complete the sentences. Use CAN, CAN'T, COULD, COULDN'T

1. I was short of money last week. I \_\_\_\_\_ buy that disk.
2. I am afraid, I \_\_\_\_\_ come to your party.
3. When my father was a schoolboy, he was a good runner. He \_\_\_\_\_ run very fast.
4. My great grandmother was very clever. She \_\_\_\_\_ speak three foreign languages.
5. Denys \_\_\_\_\_ swim quite well now. But last summer he \_\_\_\_\_ swim at all.
6. His uncle \_\_\_\_\_ ride a horse when he was seven.
7. My grandfather loved music very much. He \_\_\_\_\_ play the piano and the guitar very well.
8. Something was wrong with my alarm clock. I \_\_\_\_\_ wake u pin time.
9. Max is in a hurry. He \_\_\_\_\_ wait for us.
10. They talked quite loudly. I \_\_\_\_\_ hear everything they said.



KEY: 1-couldn't, 2-can't, 3-could, 4-could, 5-can, couldn't, 6-could, 7-could-, 8-couldn't, 9-can't, 10-could

**Fill in the sentences. Use CAN, CAN'T, MUST, MUSTN'T, SHOULD, SHOULDN'T**

1. A woman \_\_\_\_\_ become the President of Ukraine.
2. We \_\_\_\_\_ find life on another planet.
3. People \_\_\_\_\_ live on the Moon.
4. People \_\_\_\_\_ live in the Antarctica.
5. We \_\_\_\_\_ play hockey in summer.
6. Sharks \_\_\_\_\_ be dangerous.
7. Doctors \_\_\_\_\_ find a cure for cancer.
8. Parents \_\_\_\_\_ understand their children perfectly.
9. We \_\_\_\_\_ read at the table when we eat.
10. We \_\_\_\_\_ take bread with a fork.
11. We \_\_\_\_\_ watch TV a lot.
12. The youngsters \_\_\_\_\_ say „No” to drugs.
13. People \_\_\_\_\_ smoke.
14. Teachers \_\_\_\_\_ give more freedom to the youngsters.
15. Schoolchildren \_\_\_\_\_ have their own timetables.
16. Kids \_\_\_\_\_ see horror films after midnight.
17. We \_\_\_\_\_ quarrel with our friends.
18. Pupils \_\_\_\_\_ talk at the lessons.
19. Students \_\_\_\_\_ cheat during their tests and exams.

