



С Л Ъ Н Ц Е








ЩЕ ПРОСЛЕДИМ КАК ДА НАТРАВИМ СЪЛЪЦЕ С ПЛАСТЕЛИН





ГРЕШКА










КОЯ ФОРМА ЩЕ ИЗПОЛЗВАМЕ ЗА ОЧИТЕ НА СЛЪНЦЕТО?

БРАВО










КАКЪВ ЦВЯТ ЩЕ Е СЛЕДВАЩОТО КРЪГЧЕ ЗА ЗА ОЧИТЕ НА СЛЪНЦЕТО ?






БРАВО






КОЛКО ТРЯБВА ДА Е ГОЛЯМО ПОСЛЕДНОТО КРЪГЧЕ ЗА ОЧИТЕ НА СЛЪНЦЕТО ?

БРАВО









ОТ КАКВО ЩЕ НАПРАВИМ НОСЛЕТО НА СЛЪНЦЕТО?



БРАВО







ОТ КАКВО ЩЕ НАПРАВИМ ЛЪЧИТЕ НА СЛЪНЦЕТО?



БРАВО







КАКЪВ ЦВЯТ ЩЕ ИЗПОЛЗВАМЕ ЗА ДРУГИТЕ ЛЪЧИ НА СЛЪНЦЕТО ?

БРАВО







И КАКВО ЗАБРАВИХМЕ?




А ДАЛИ ТРЯБВА ДА Е С ТОЗИ ЦВЯТ??



БРАВО



К Р А Й



aklim@teacher.

За вас адаптира и обработи
Милка Тодорова

Използваните картинки са от интернет и учебна книжка

[Приятели сръчни и можещи \(II гр. в ДГ\)](#)

Николай Цанев, Меглена Костова, Невена Христова

Издателство «Анубис»

Милка Тодорова