

Case for Product Manager position

- Please propose for the new multifunctional blender WMF Kult X
 - **distribution plan** (which retailers to list)
 - **estimation of the yearly turnover in pieces**
- Please be aware that this product belongs to the brand with **premium positioning on the market**

<https://www.wmf.com/en/kult-x-multifunktionsmixer.html>

Price Positioning in Russia: 14 990 RUB

The information that might help you is in the following slides and attached excel file

NB: all the information is strictly confidential. The numbers are changed and do not reflect the reality

Multifunctional Blender KULT X





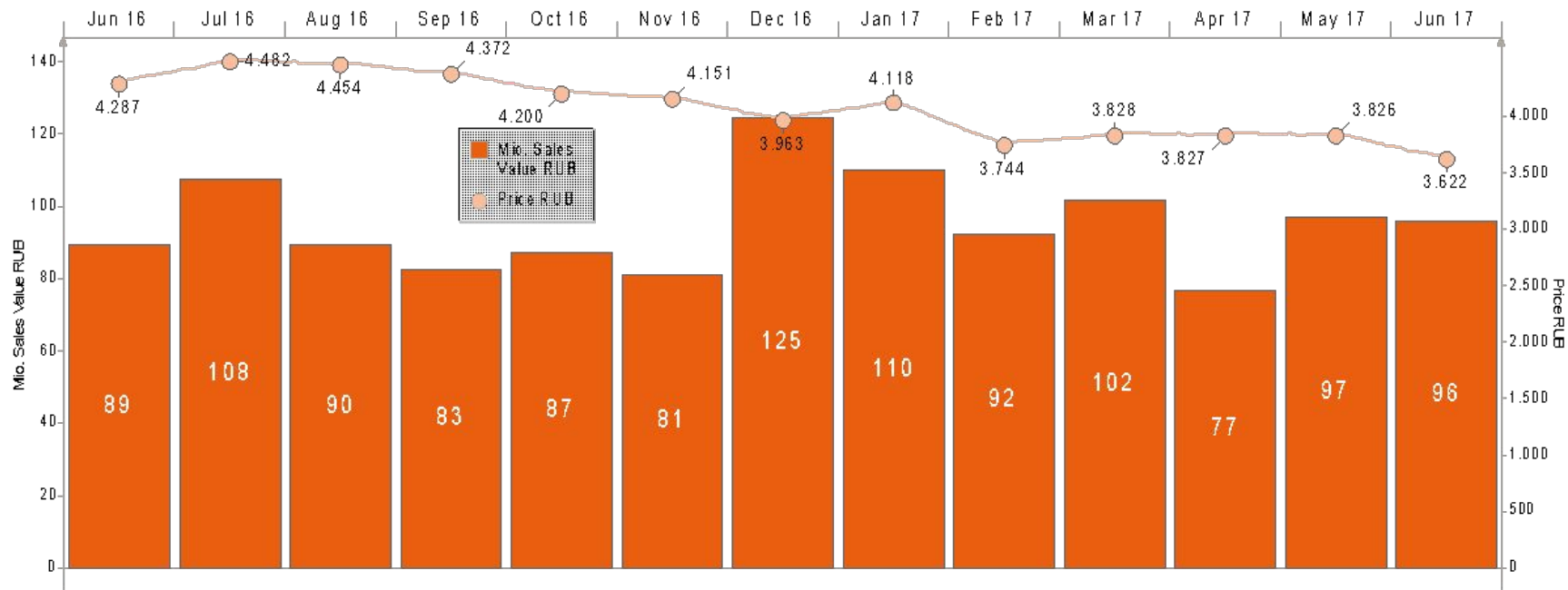
LIQUIDISERS



**FOODPREPARATION
LIQUIDISER**

Russia Panelmarket

Mio. Sales Value RUB



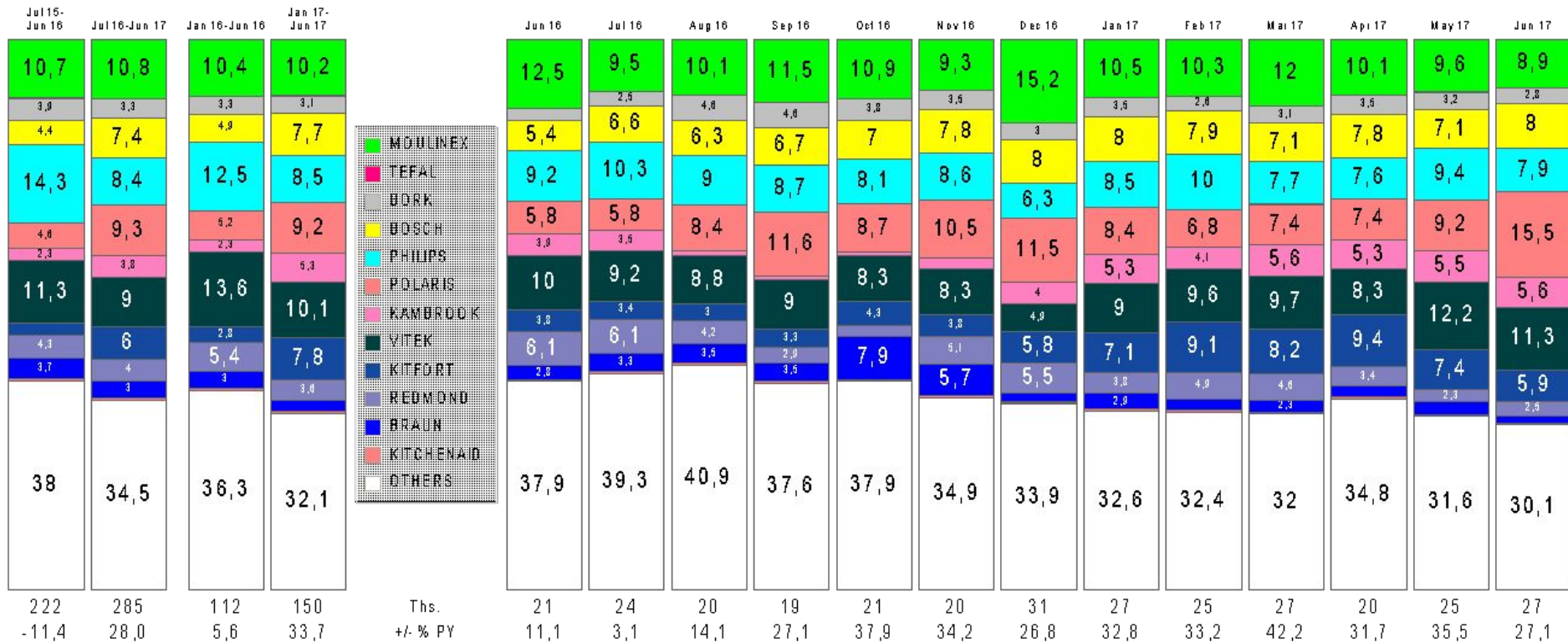
Th. Sales Value RUB	89.399	107.550	89.577	82.684	87.257	81.009	124.746	110.033	92.325	101.966	76.858	96.979	96.008
Sales Ths. Value EUR	1.195	1.504	1.213	1.135	1.252	1.151	1.841	1.716	1.423	1.660	1.279	1.558	1.511
Price RUB	4.287	4.482	4.454	4.372	4.200	4.151	3.963	4.118	3.744	3.828	3.827	3.826	3.622
Price EUR	57	63	60	60	60	59	58	64	58	62	64	61	57



FOODPREPARATION
LIQUIDISER

Russia Panelmarket

Sales Units, Vert. %

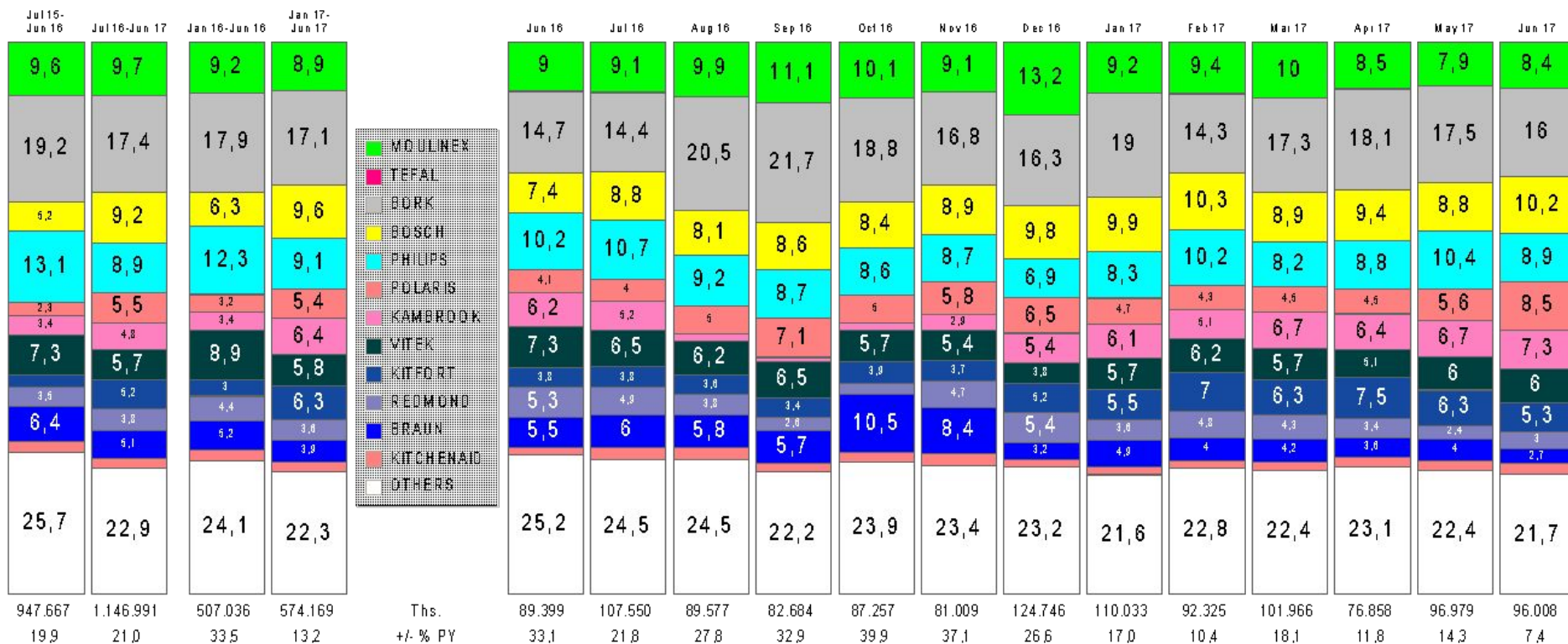




FOODPREPARATION
LIQUIDISER

Russia Panelmarket

Sales Value RUB, Vert. %

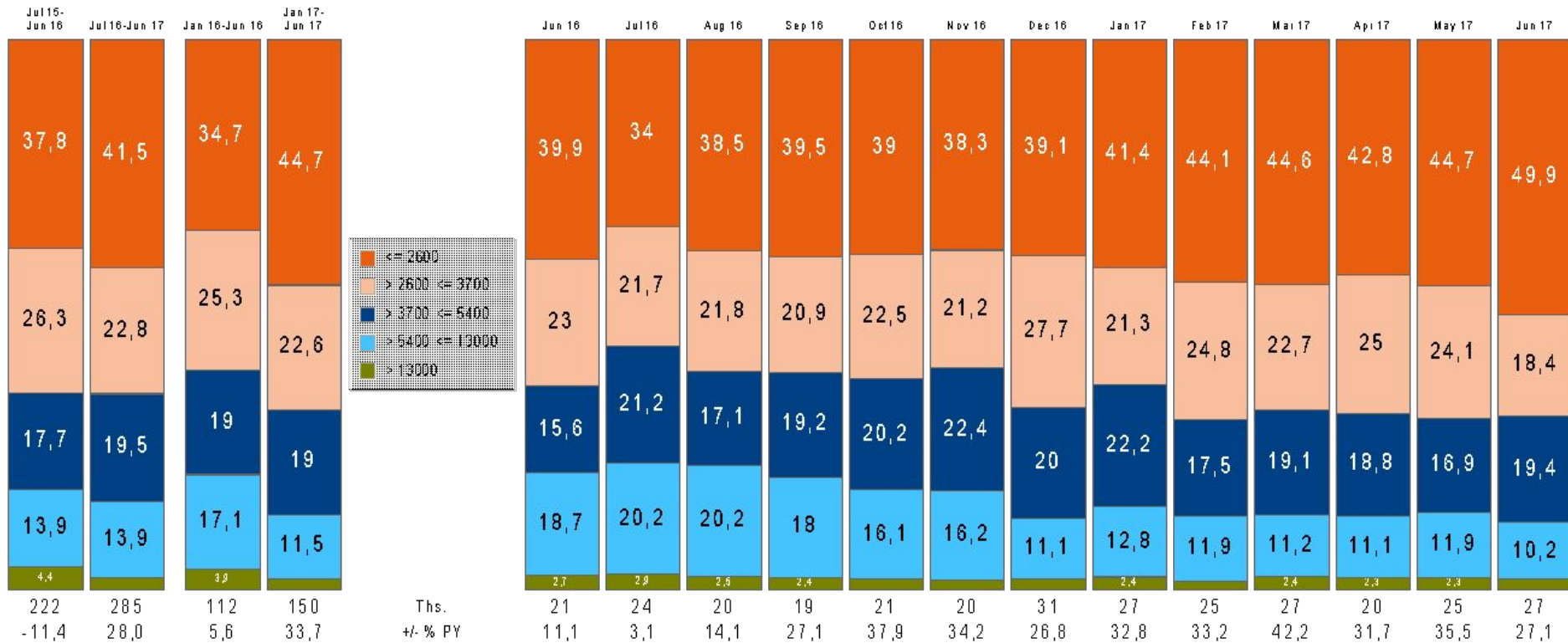




FOODPREPARATION
LIQUIDISER

Russia Panelmarket

Sales Units, Vert. %

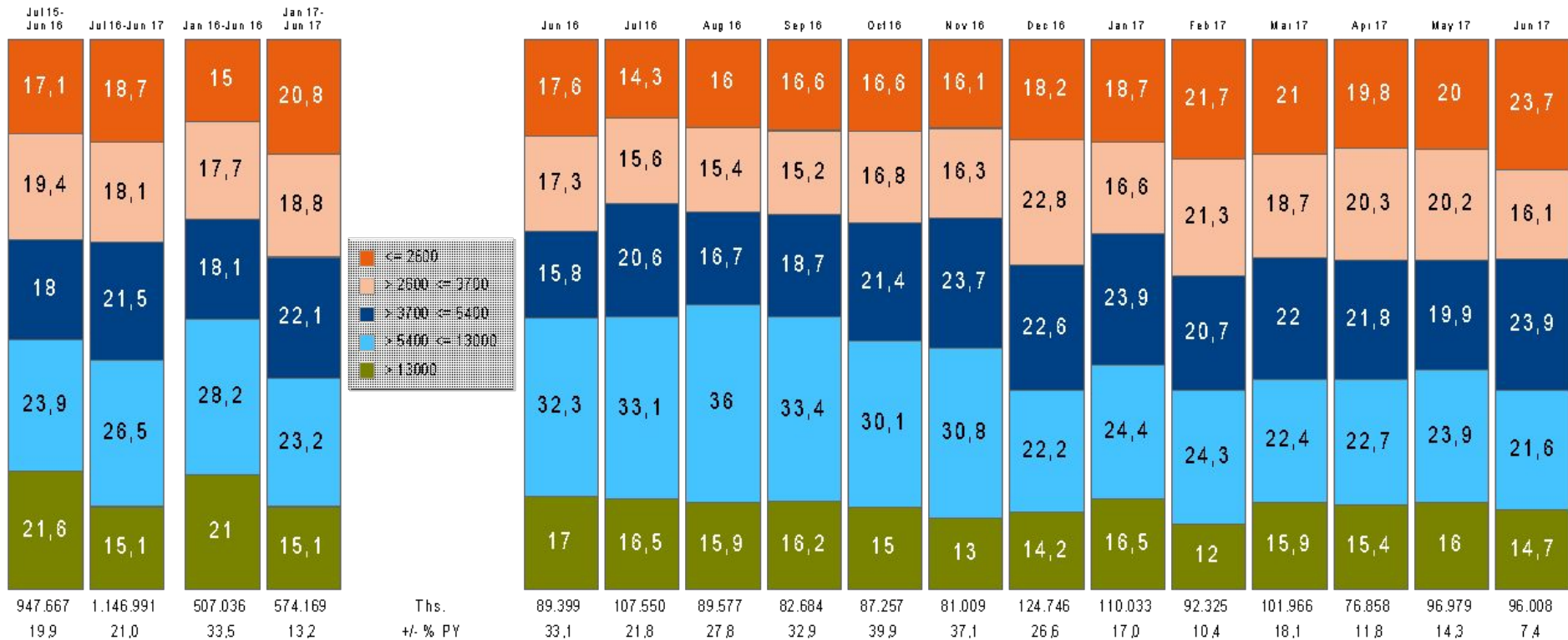




FOODPREPARATION
LIQUIDISER

Russia Panelmarket

Sales Value RUB, Vert. %

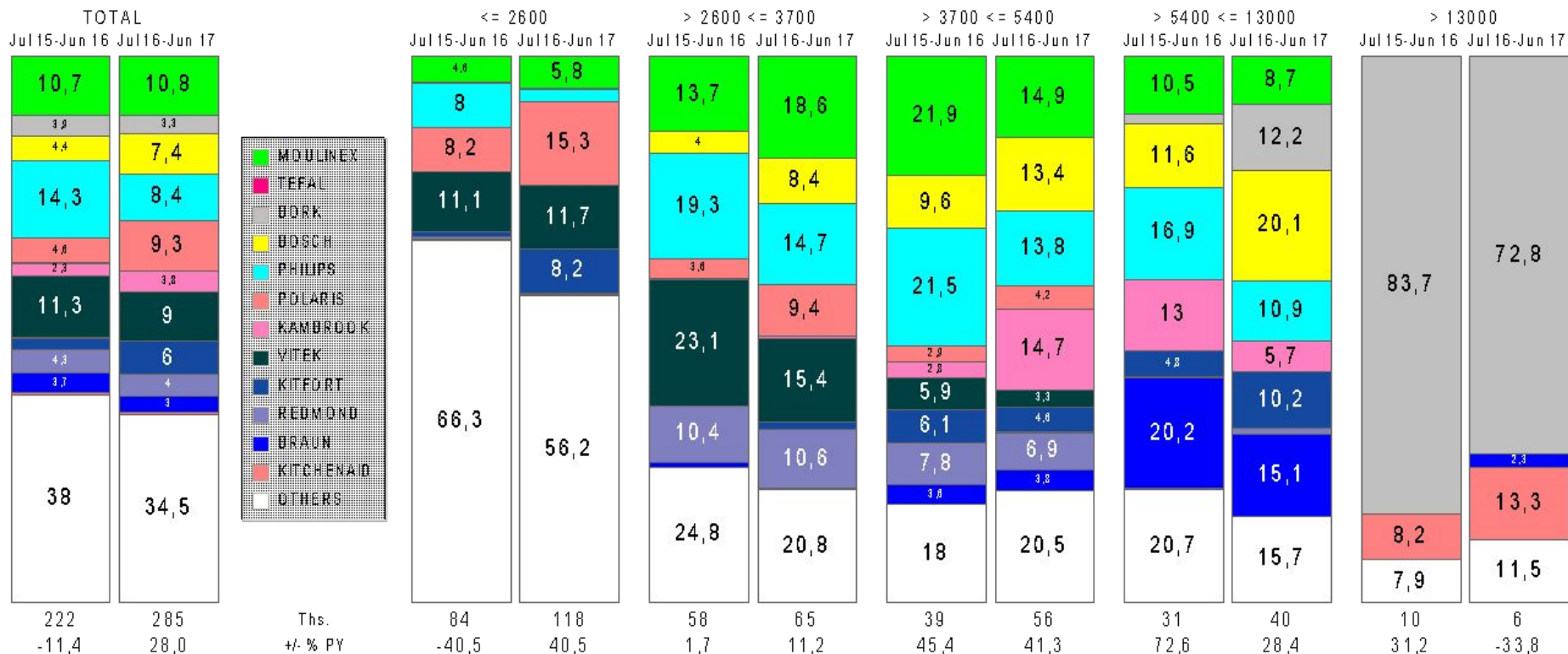




FOODPREPARATION
LIQUIDISER

Russia Panelmarket

Sales Units, Vert. %

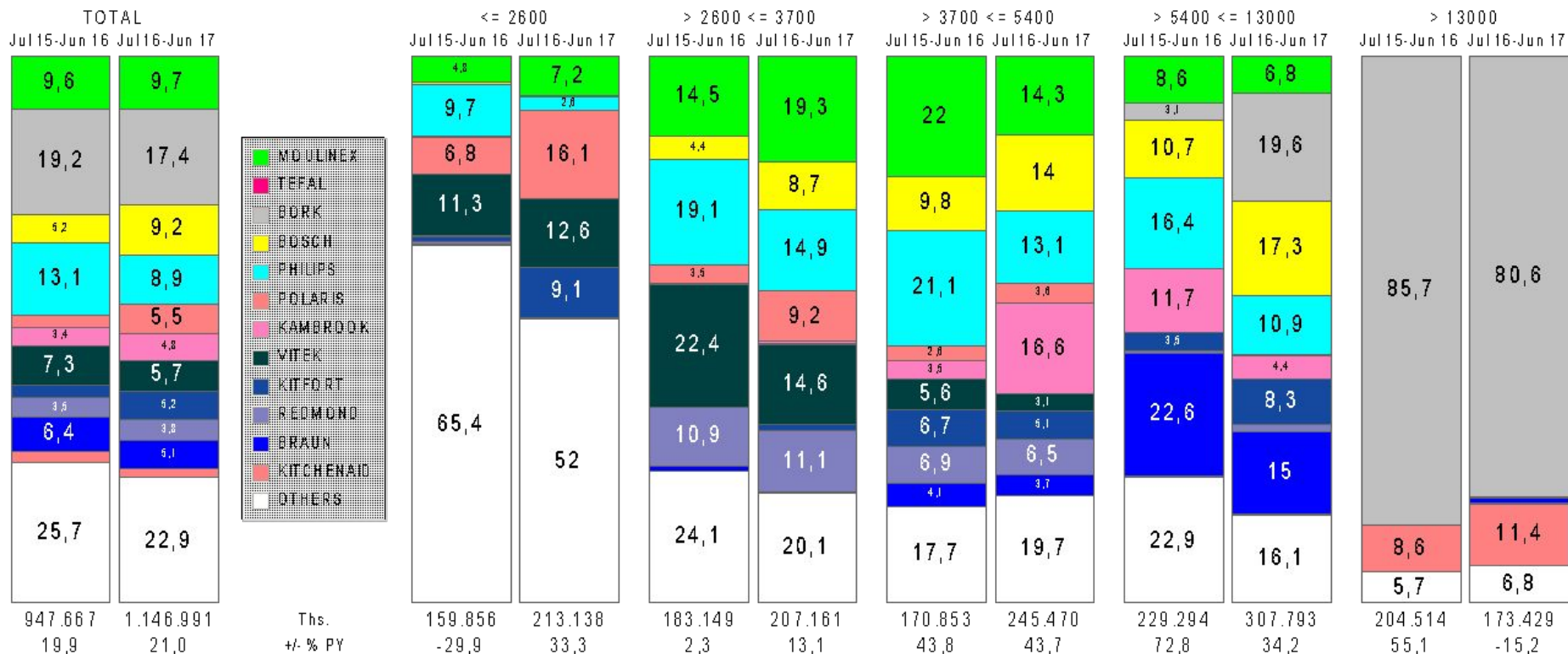




FOODPREPARATION
LIQUIDISER

Russia Panelmarket

Sales Value RUB, Vert. %

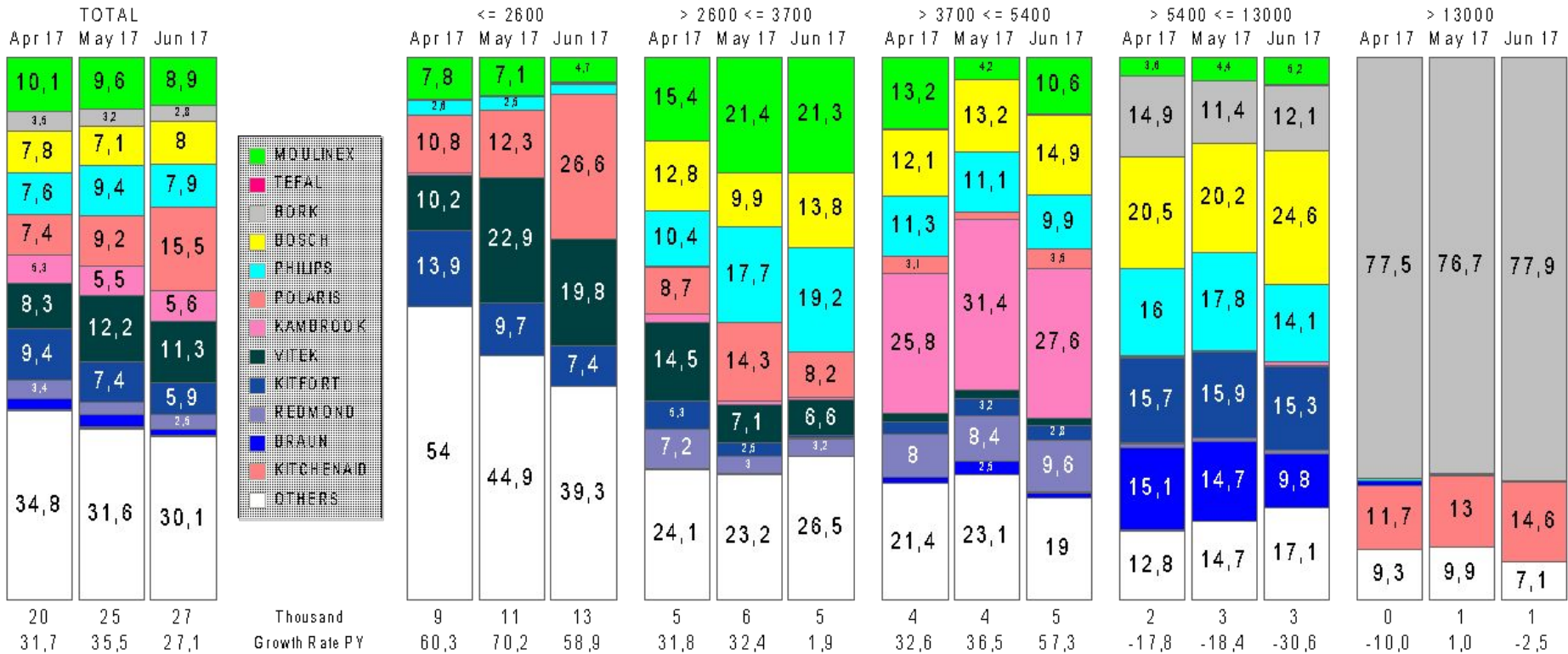




FOODPREPARATION
LIQUIDISER

Russia Panelmarket

Sales Units, Vert. %

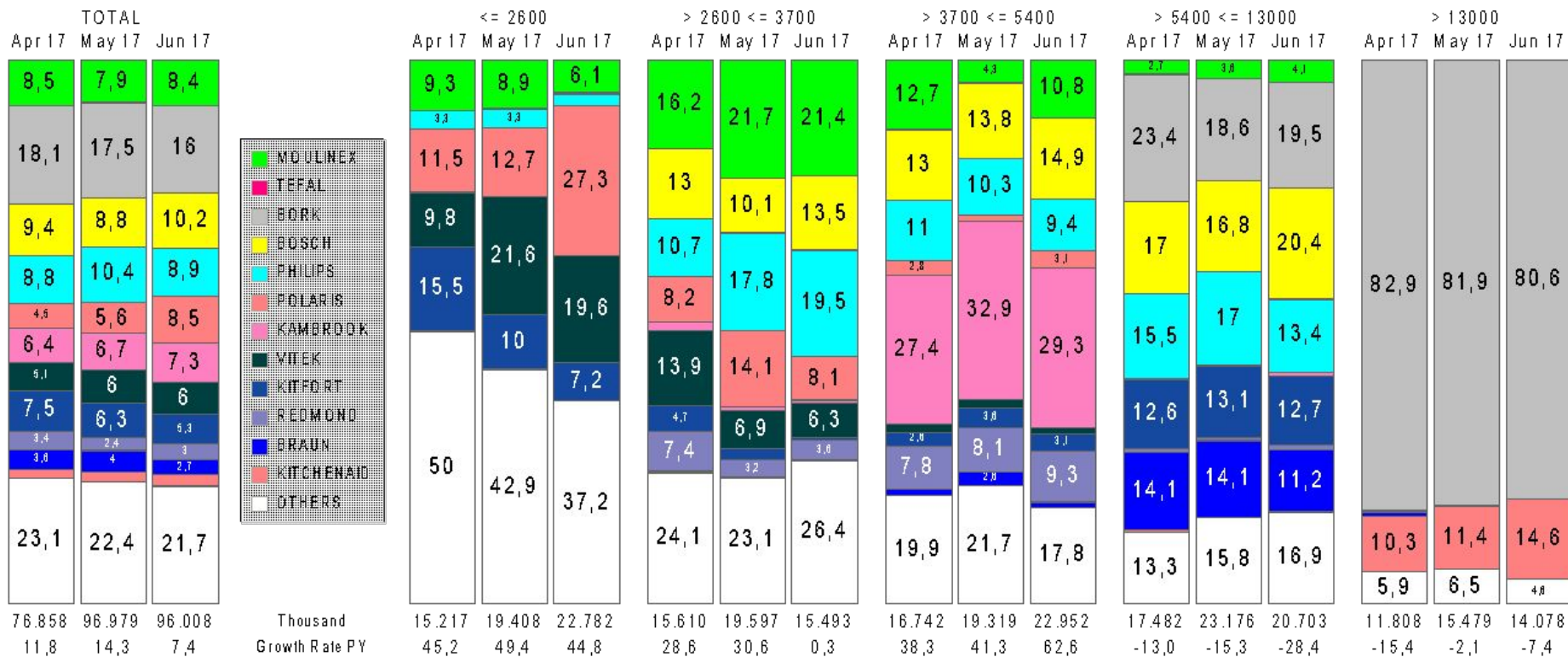




FOODPREPARATION
LIQUIDISER

Russia Panelmarket

Sales Value RUB, Vert. %

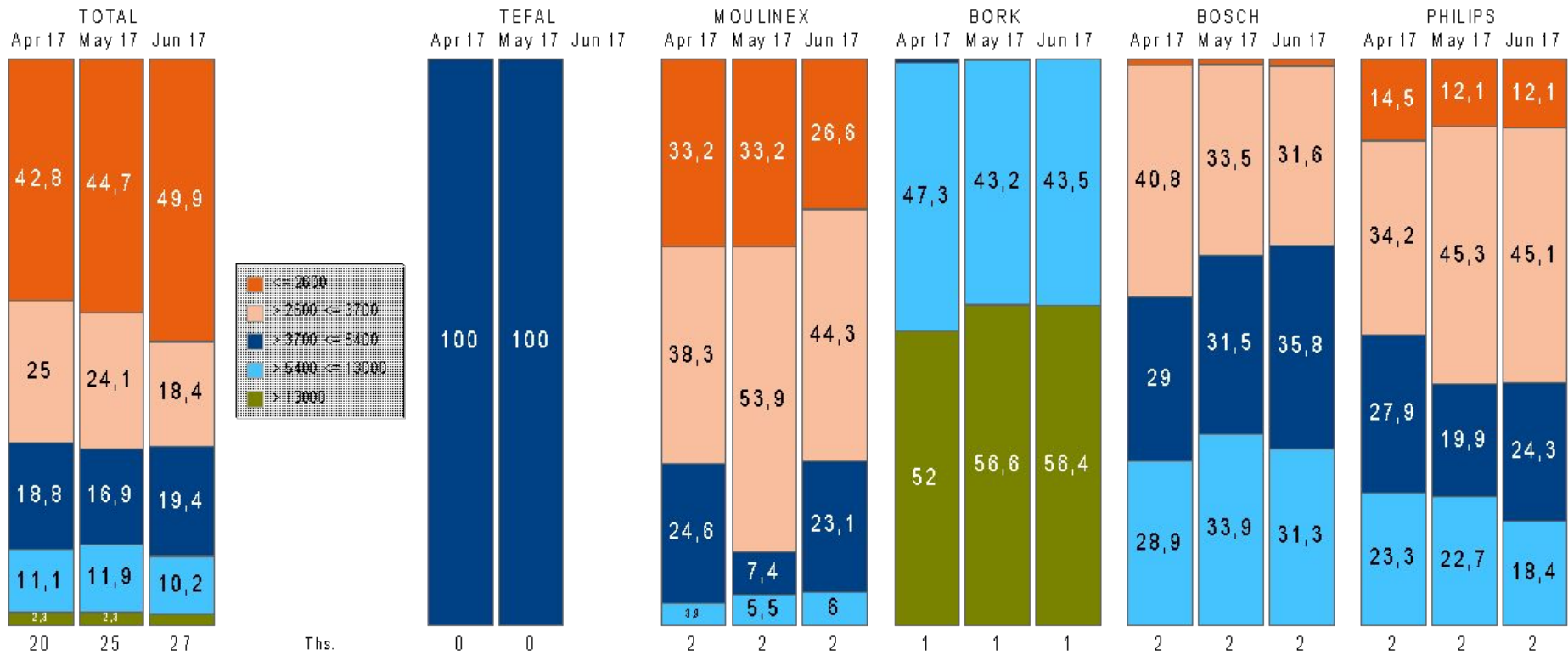




FOODPREPARATION
LIQUIDISER

Russia Panelmarket

Sales Units, Vert. %

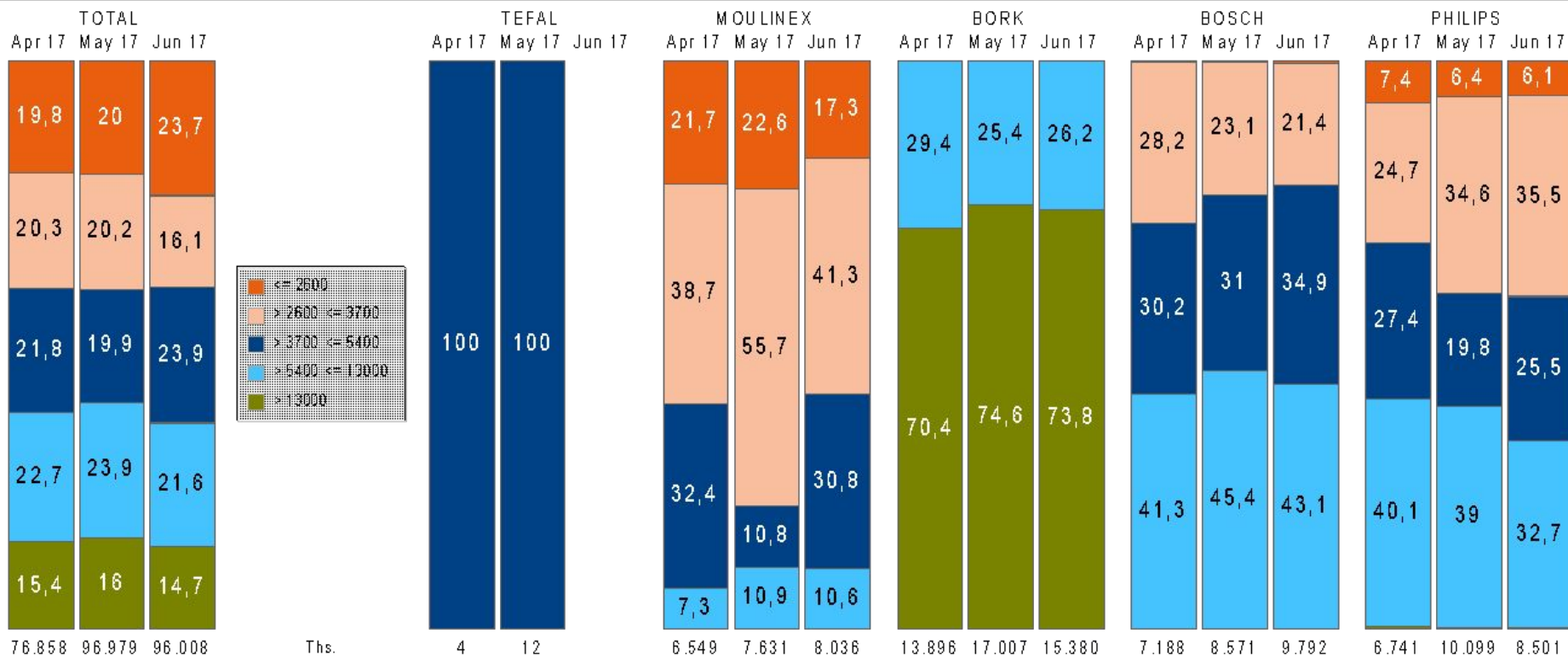




FOODPREPARATION
LIQUIDISER

Russia Panelmarket

Sales Value RUB, Vert. %

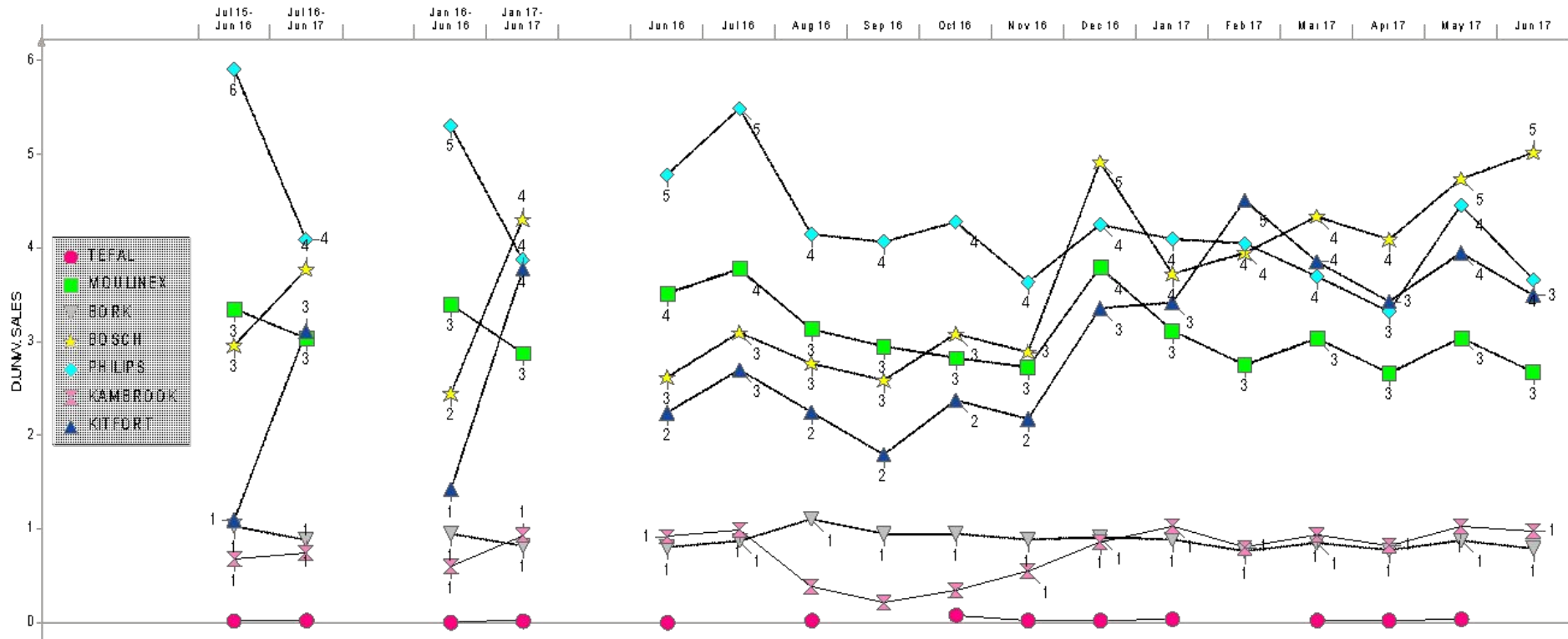




FOODPREPARATION
LIQUIDISER

Russia Panelmarket

D.UNW. SALES

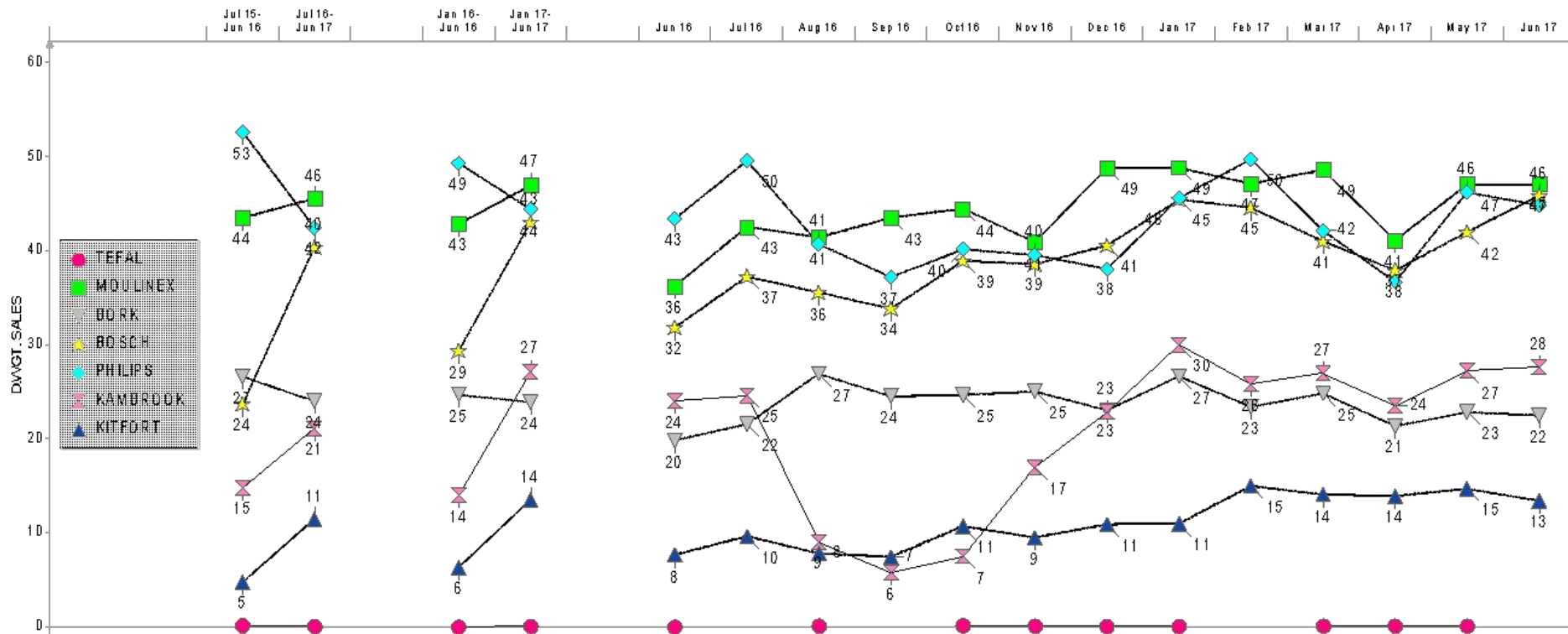




FOODPREPARATION
LIQUIDISER

Russia Panelmarket

D.WGT. SALES

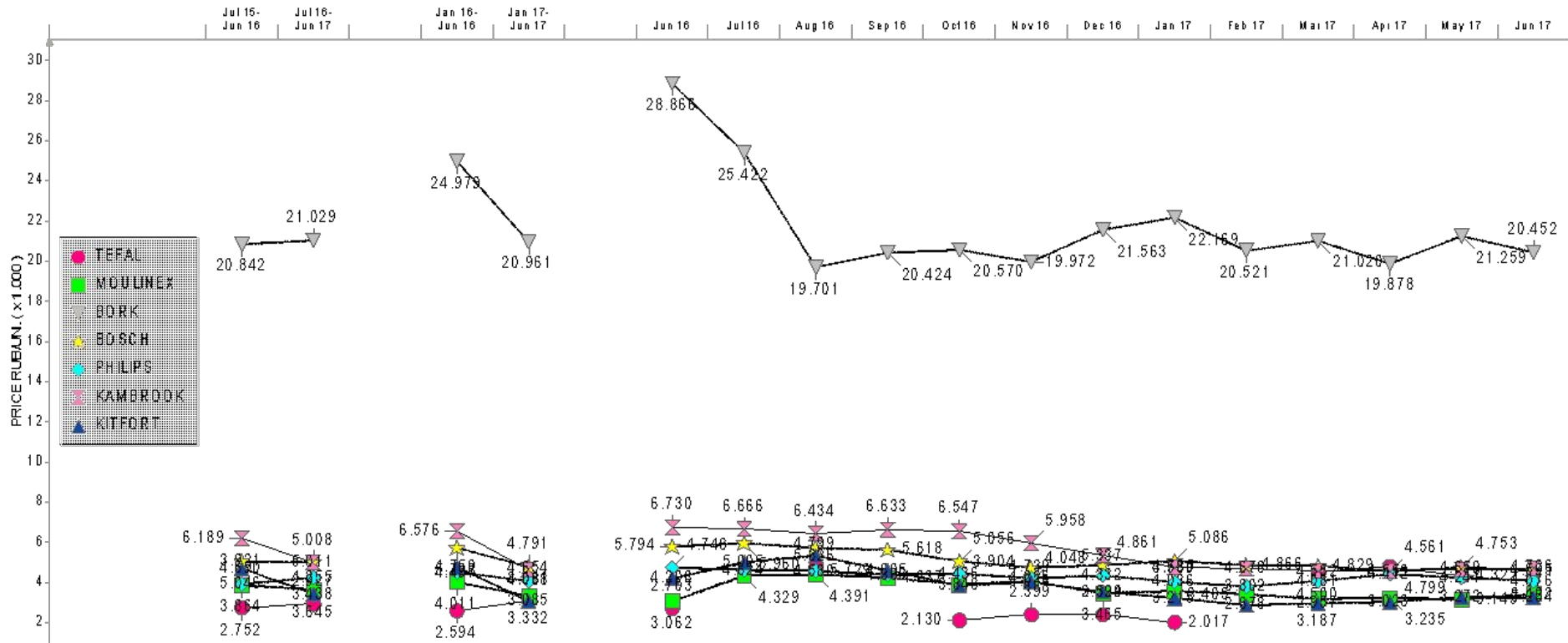




FOODPREPARATION
LIQUIDISER

Russia Panelmarket

PRICE RUB/UN.





**FOODPREPARATION
LIQUIDISER**

Russia Panelmarket

Sales Value %

No.	Brand	Model	First Activity	Jun 16	Jul 16	Aug 16	Sep 16	Oct 16	Nov 16	Dec 16	Jan 17	Feb 17	Mar 17	Apr 17	May 17	Jun 17
1	KAMBROOK	ABL401	Mar15	6,2	5,2	1,2	0,7	1,2	2,9	5,4	6,1	5,1	6,7	6,4	6,7	7,3
2	BORK	B802	May15	7,4	6,9	7,2	9,2	8,3	7,1	7,3	8,2	6,0	7,2	6,7	7,7	6,6
3	BORK	B800 / SB SAN 96150 SI	Sep08	4,7	3,7	4,5	3,7	3,0	2,4	3,1	4,3	2,9	5,2	5,4	4,8	5,1
4	POLARIS	PTB 0205G	Jan16													4,5
5	BORK	B501	May15	1,5	2,6	7,7	8,0	6,6	6,5	5,1	5,6	4,9	4,3	5,3	4,4	4,1
6	VITEK	VT-3416 BK	Sep15	3,9	3,7	4,1	4,3	3,8	2,9	2,2	4,1	4,4	3,2	2,8	3,3	3,8
7	MOULINEX	LM 310E30	Jun13													2,8
8	REDMOND	RHB-M2900	Aug14	5,0	4,6	3,2	2,2	1,7	4,2	4,5	3,4	4,6	4,2	3,2	2,3	2,8
9	KITFORT	KT-1301	Jan15	3,0	3,5	3,5	3,0	2,8	2,8	2,7	2,3	2,8	2,5	2,7	3,1	2,8
10	BOSCH	MMB21P0R	Nov15	1,5	1,5	1,4	2,0	1,7	1,8	2,2	1,6	1,9	2,0	2,6	2,2	2,7
11	BOSCH	Suppressed	Dec15	2,1					3,4	1,9	3,1	2,8	1,7	2,3	2,5	2,5
12	BOSCH	MMB42G 1B	Nov15	0,6	0,8	1,0	1,1	1,4	0,9	1,5	1,2	1,5	1,2	1,1	1,2	1,9
13	MOULINEX	LM233	Nov13	2,3	3,3	4,3	3,6	4,2	3,4	6,8	3,7	3,5	3,2	2,6	1,6	1,7
14	PHILIPS	HR 2102	Jun13	1,4	2,0	1,6	1,5	1,2	1,6	1,7	1,8	2,7	1,6	1,4	1,5	1,6
15	SCARLETT	Suppressed	Dec16							0,7	1,0	1,1	1,2	1,6	1,4	1,5
16	MAXWELL	MW-1184 G	Feb15	2,7	2,5	2,1	1,7	1,5	1,4	1,2	1,1	1,2	1,3	1,4	1,3	1,4
17	PHILIPS	Suppressed	Aug15	1,5	1,8	1,0	0,7	1,4								1,4
18	POLARIS	PTB 0204G	Feb16	1,5	1,5	1,4	1,5	0,7	1,5	1,8	1,4	0,9	0,9	1,0	1,7	1,3
19	PHILIPS	HR2195/00/08	Aug15	1,6	1,3	1,1	1,2	1,4	1,2	0,9	1,2	1,1	1,3	2,2	2,3	1,3
20	MOULINEX	Suppressed	Jan16	0,7	2,0		4,2		2,2		2,5		1,5	2,4	0,6	1,3



**FOODPREPARATION
LIQUIDISER**

Russia Panelmarket

Price RUB

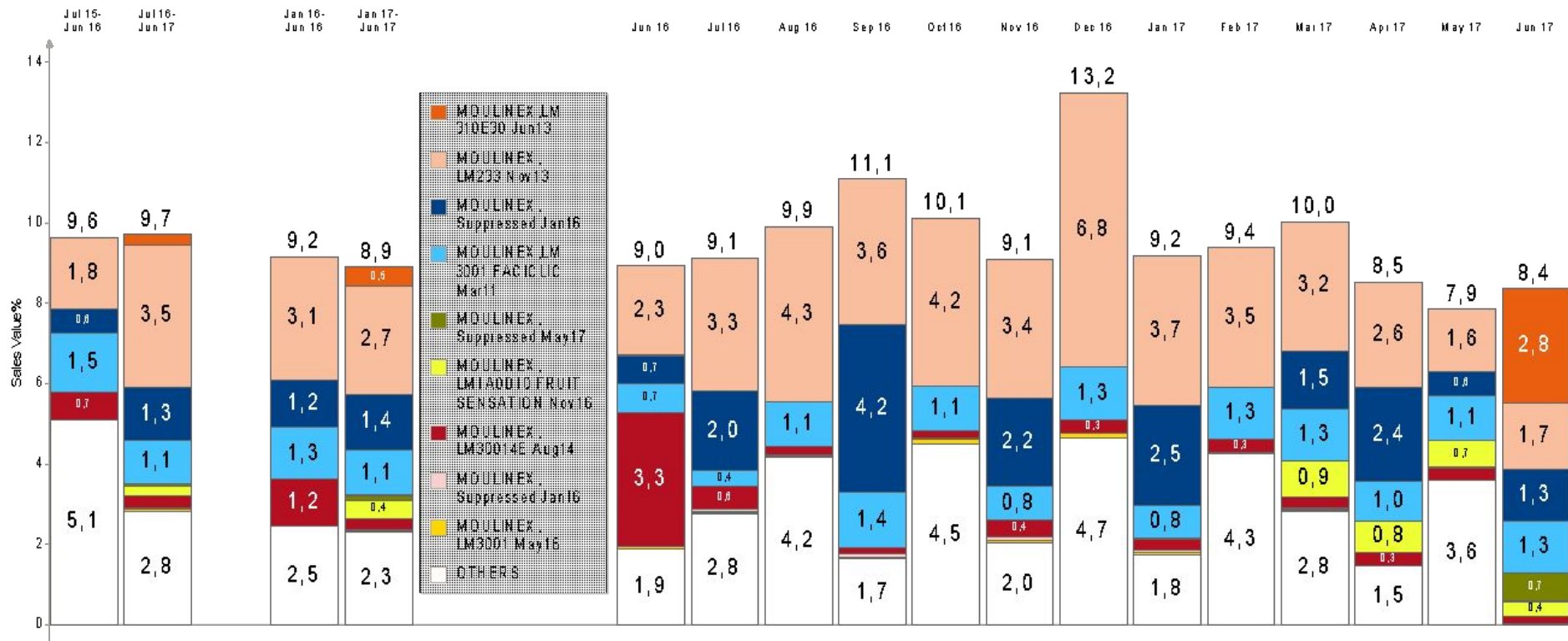
No.	Brand	Model	First Activity	Jun 16	Jul 16	Aug 16	Sep 16	Oct 16	Nov 16	Dec 16	Jan 17	Feb 17	Mar 17	Apr 17	May 17	Jun 17
1	KAMBROOK	ABL401	Mar15	6.730	6.666	6.434	6.633	6.547	5.958	5.337	4.735	4.676	4.552	4.559	4.659	4.726
2	BORK	B802	May15	38.038	37.966	37.785	37.587	38.010	38.047	37.893	38.178	37.938	37.755	38.134	38.012	37.886
3	BORK	B800 / SB SAN 96150 SI	Sep08	29.340	28.684	28.405	28.569	28.950	27.695	25.371	26.969	24.616	19.775	19.414	19.564	19.240
4	POLARIS	PTB 0205G	Jan16													2.210
5	BORK	B501	May15	14.753	13.640	12.458	12.600	12.444	12.534	12.646	12.676	12.473	12.579	12.367	12.533	12.435
6	VITEK	VT-3416 BK	Sep15	3.184	3.147	3.135	3.224	2.773	3.013	3.164	2.527	2.345	2.359	2.621	2.035	1.697
7	MOULINEX	LM 310E30	Jun13													3.406
8	REDMOND	RHB-M2900	Aug14	3.581	3.437	3.650	3.497	3.708	3.553	3.518	3.704	3.612	3.498	3.701	3.963	4.146
9	KITFORT	KT-1301	Jan15	5.383	5.519	5.478	5.398	5.325	5.385	5.060	5.321	5.566	5.505	5.586	5.582	5.474
10	BOSCH	MMB21POR	Nov15	4.482	4.376	4.150	3.864	3.738	3.554	3.377	3.606	3.264	3.324	3.210	3.458	3.347
11	BOSCH	Suppressed	Dec15	6.689					4.479	4.788	5.094	4.988	4.968	4.939	5.027	4.959
12	BOSCH	MMB42G 1B	Nov15	6.201	6.516	6.420	6.247	5.846	5.487	5.401	5.164	4.932	5.042	5.013	5.123	4.729
13	MOULINEX	LM233	Nov13	5.971	6.022	5.931	5.695	5.047	4.820	3.718	3.781	4.501	4.296	4.128	4.414	4.795
14	PHILIPS	HR 2102	Jun13	3.702	3.781	3.677	3.657	3.515	3.429	3.467	3.273	2.981	3.186	3.205	3.308	3.364
15	SCARLETT	Suppressed	Dec16							4.709	4.389	4.201	3.862	3.555	3.650	3.576
16	MAXWELL	MW-1184 G	Feb15	1.793	1.981	1.741	1.716	1.532	1.440	1.572	1.506	1.587	1.557	1.450	1.488	1.514
17	PHILIPS	Suppressed	Aug15	5.732	4.330	5.231	5.549	4.073								3.430
18	POLARIS	PTB 0204G	Feb16	3.736	3.640	3.614	3.706	3.618	3.297	2.640	2.707	3.640	3.599	3.569	2.989	3.463
19	PHILIPS	HR2195/00/08	Aug15	10.334	10.518	10.161	10.299	9.677	10.177	10.082	10.347	10.403	9.784	8.263	6.911	7.586
20	MOULINEX	Suppressed	Jan16	6.719	4.027		3.837		4.116		3.953		3.764	3.340	5.259	4.723



FOODPREPARATION
MOULINEX LIQUIDISER

Russia Panelmarket

Sales Value%





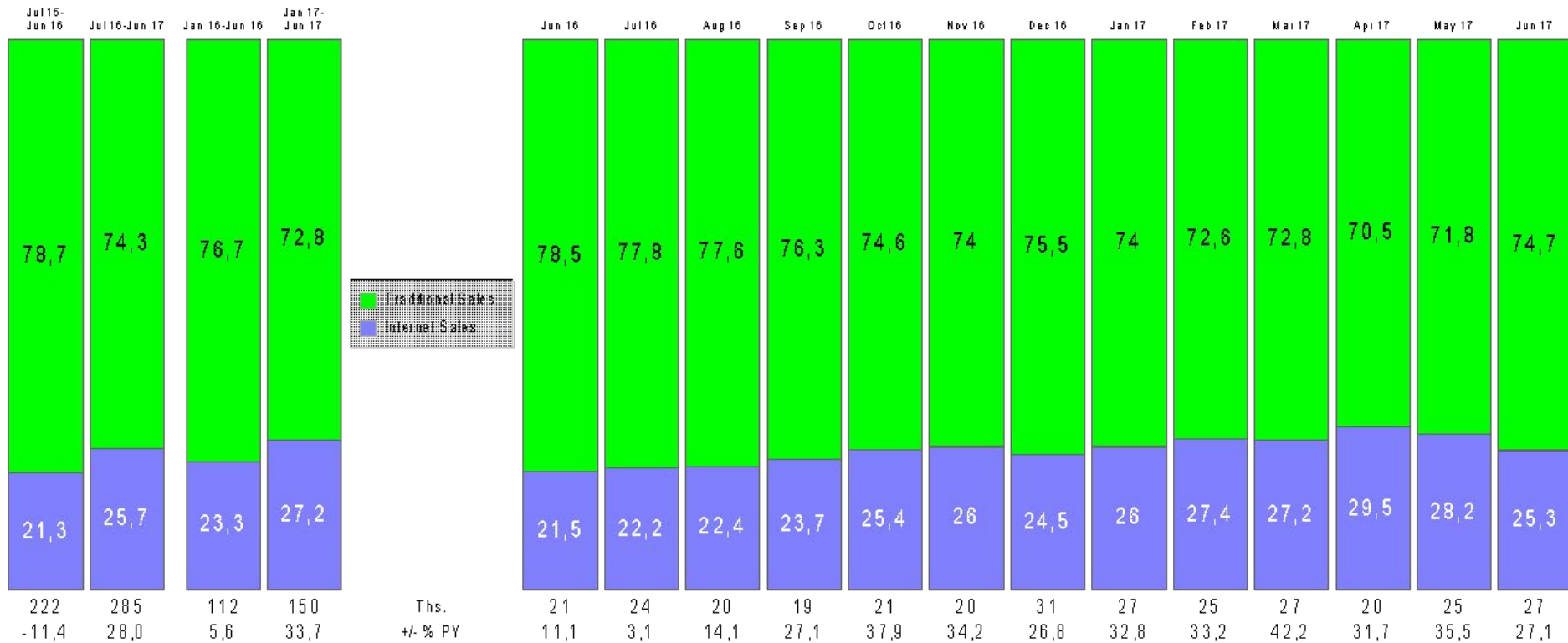
LIQUIDISERS ONLINE



FOODPREPARATION
LIQUIDISER

Russia Panelmarket

Sales Units, Vert. %



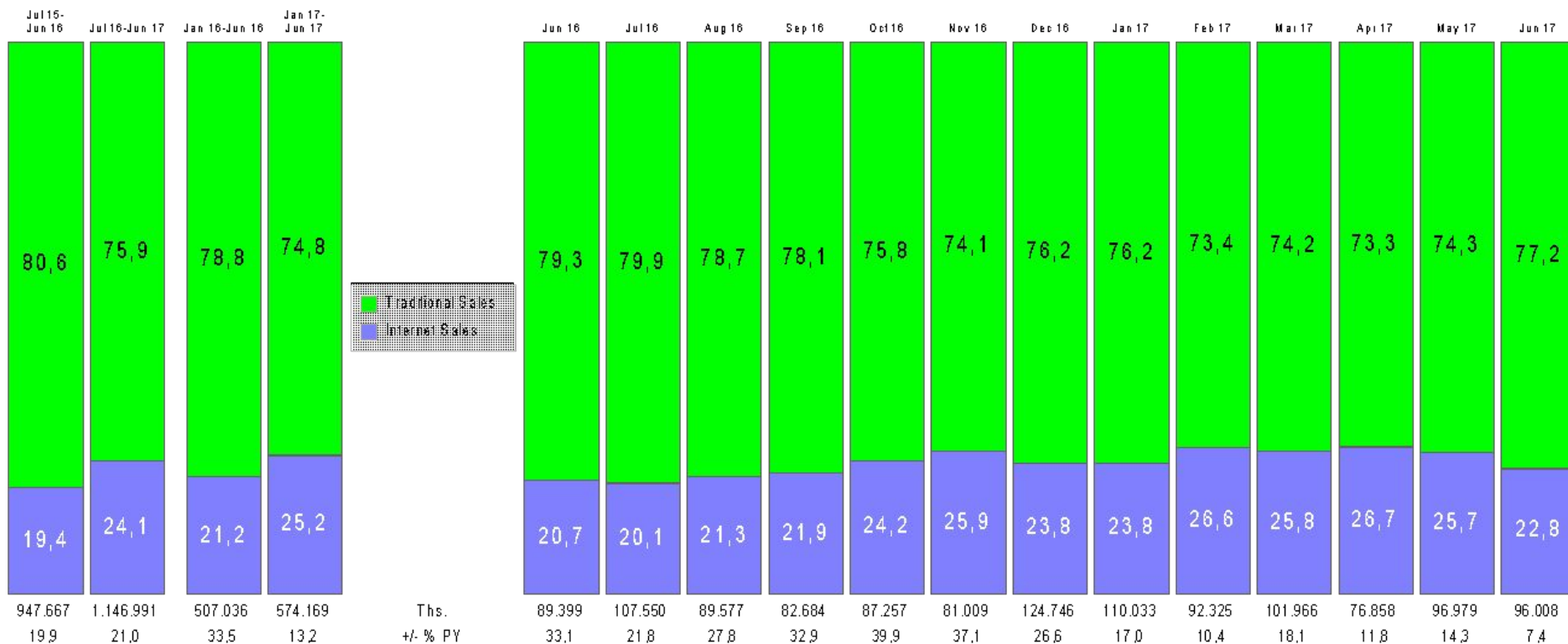
■ Traditional Sales
■ Internet Sales



FOODPREPARATION
LIQUIDISER

Russia Panelmarket

Sales Value RUB, Vert. %



■ Traditional Sales
■ Internet Sales

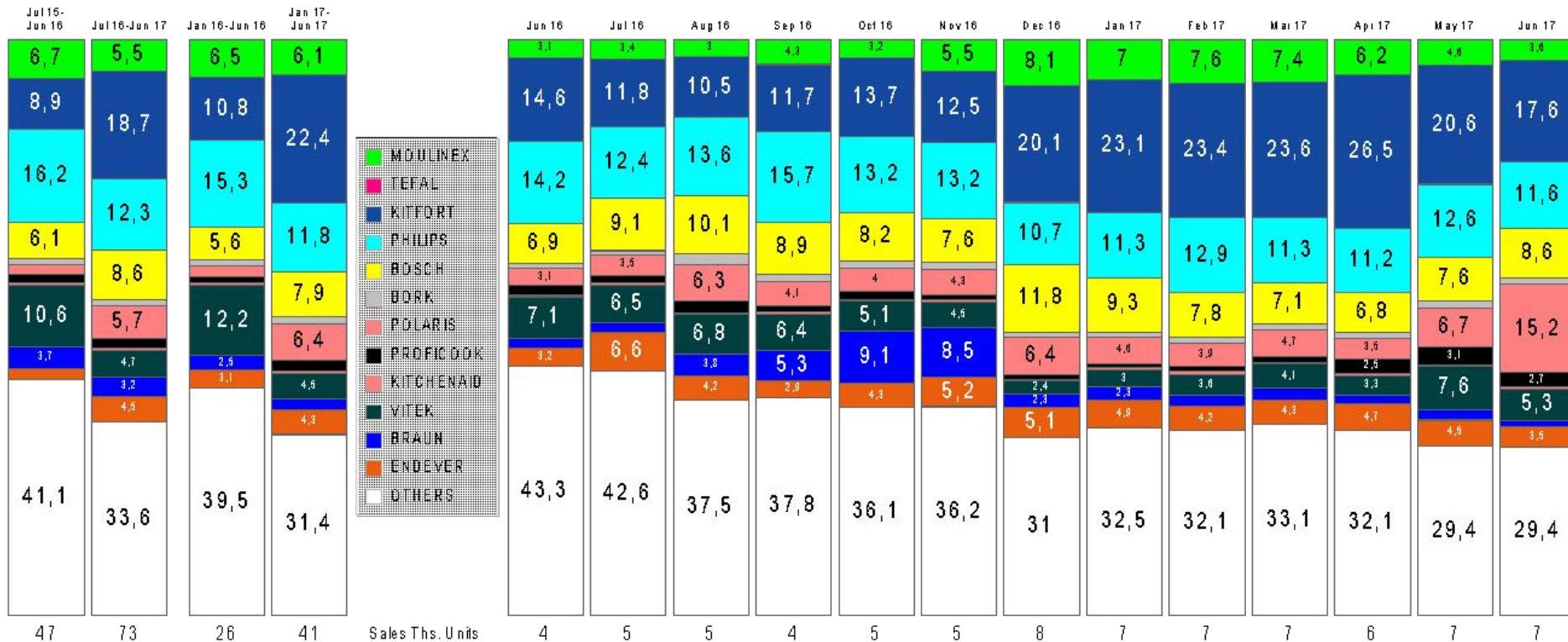
Ths.
+/- % PY



FOODPREPARATION
LIQUIDISER

Russia Panelmarket Internet Sales

Sales Units %

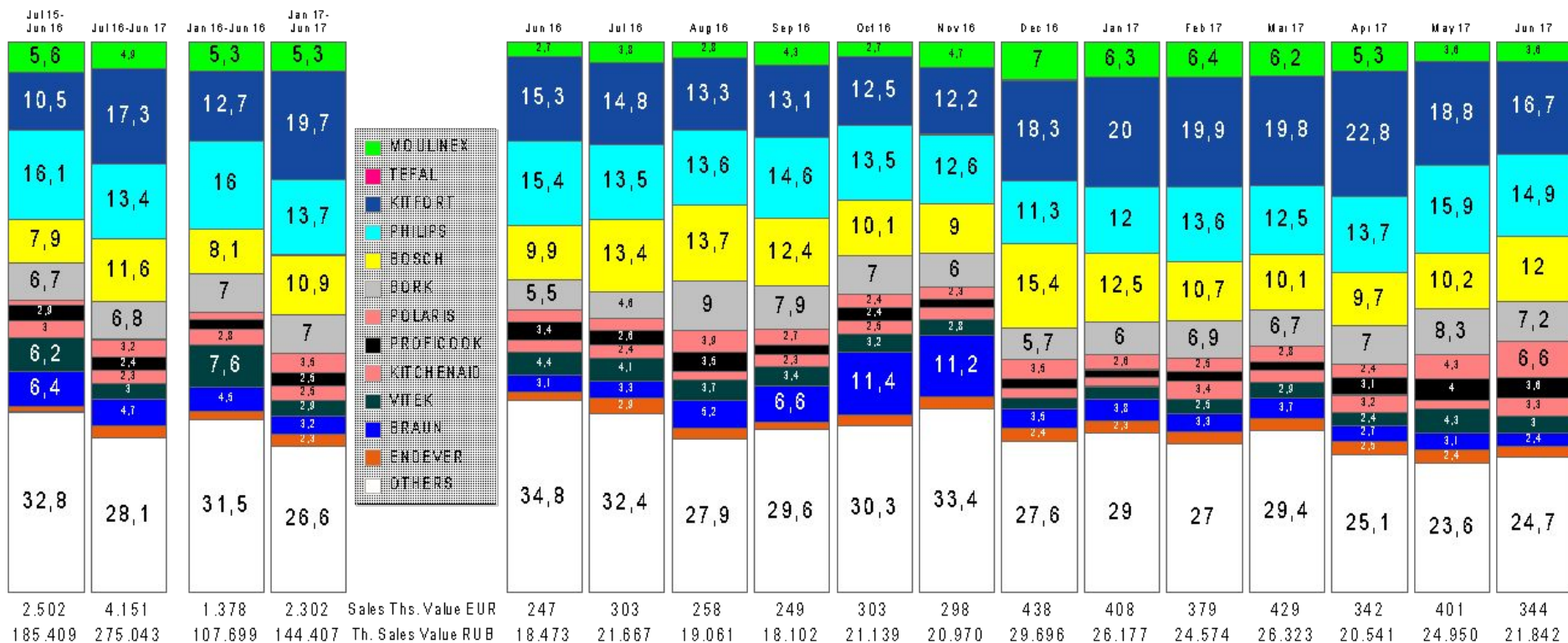




FOODPREPARATION
LIQUIDISER

Russia Panelmarket Internet Sales

Sales Value %

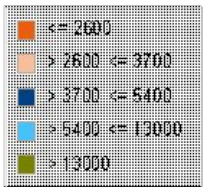
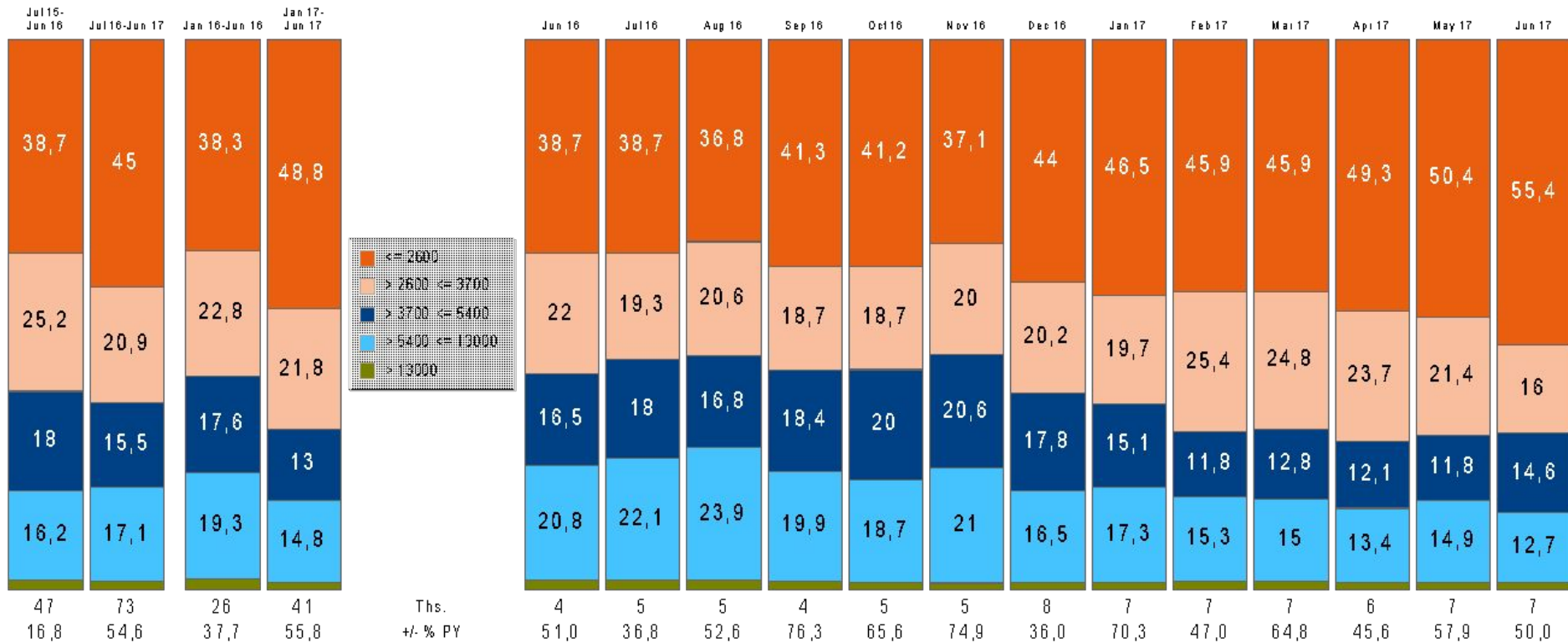




**FOODPREPARATION
LIQUIDISER**

Russia Panelmarket Internet Sales

Sales Units, Vert. %

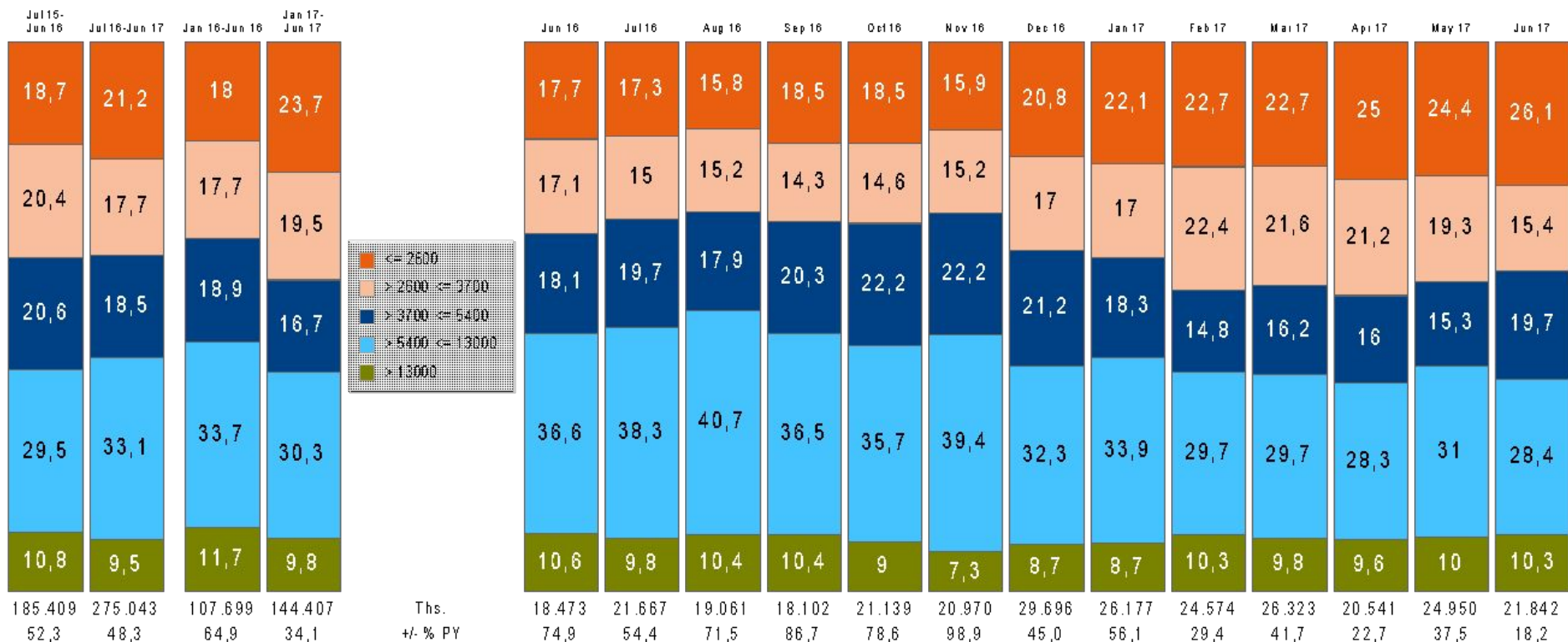




FOODPREPARATION
LIQUIDISER

Russia Panelmarket Internet Sales

Sales Value RUB, Vert. %

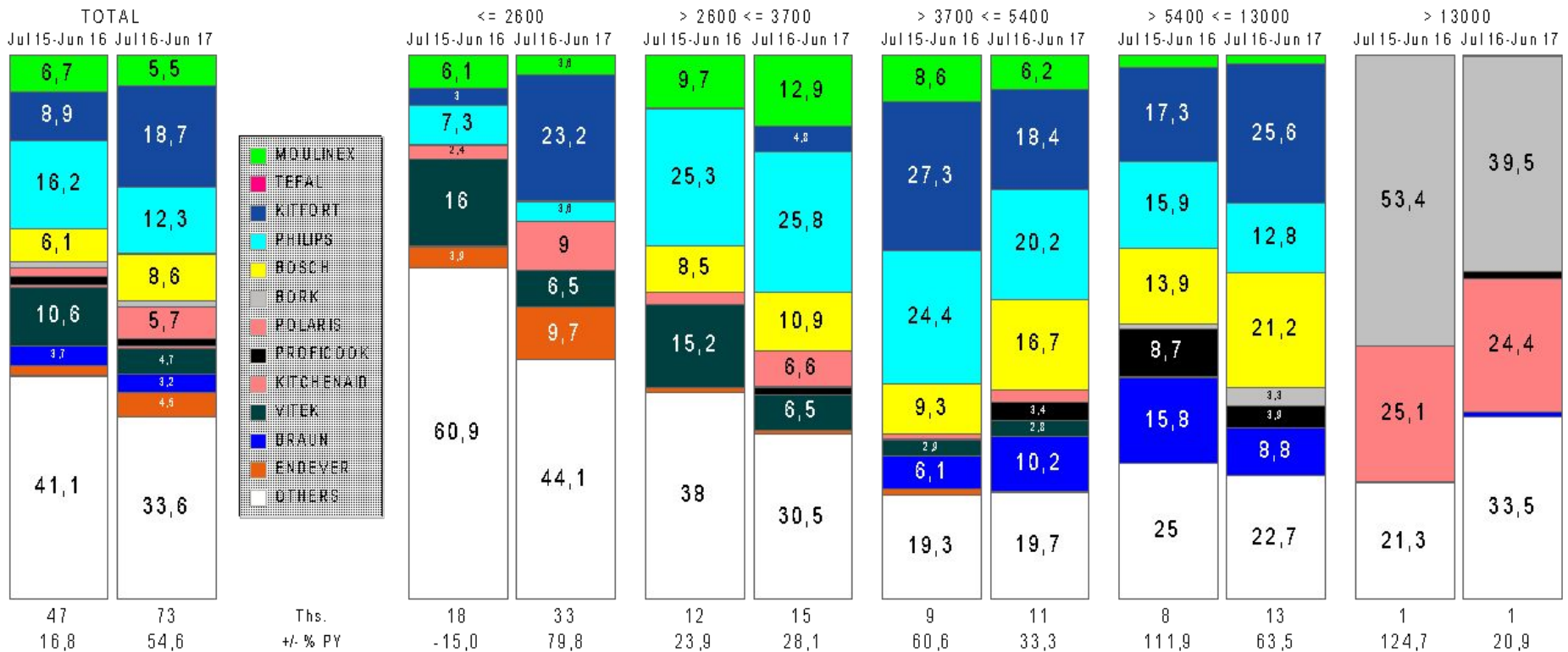




FOODPREPARATION
LIQUIDISER

Russia Panelmarket Internet Sales

Sales Units, Vert. %

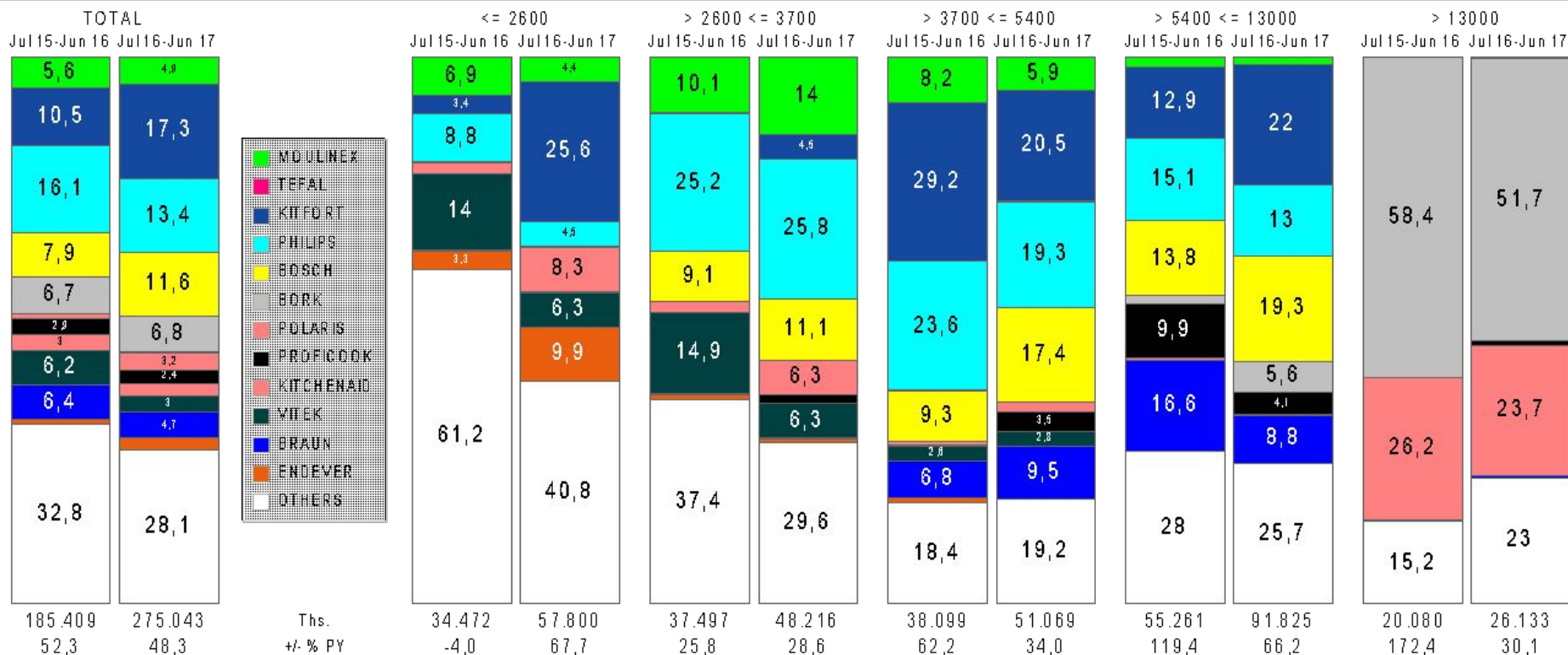




FOODPREPARATION
LIQUIDISER

Russia Panelmarket Internet Sales

Sales Value RUB, Vert. %

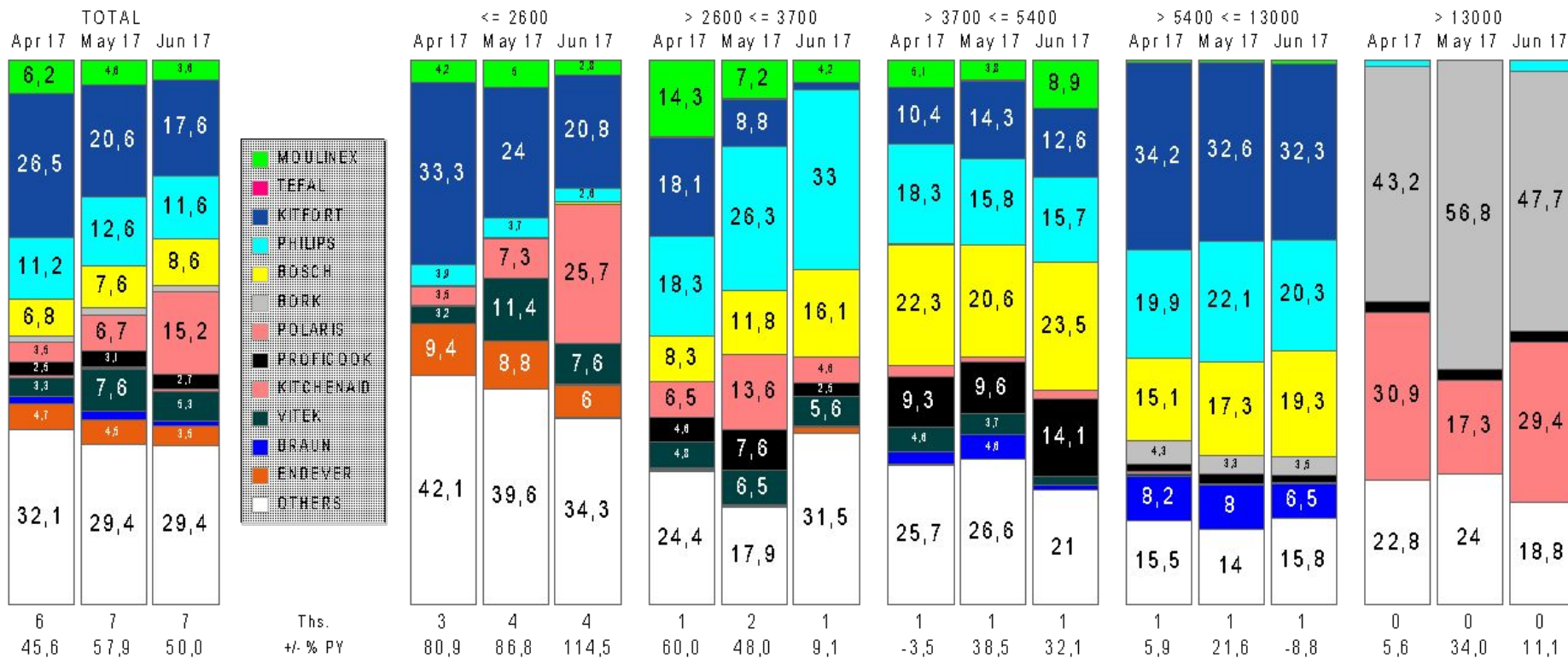




FOODPREPARATION
LIQUIDISER

Russia Panelmarket Internet Sales

Sales Units, Vert. %

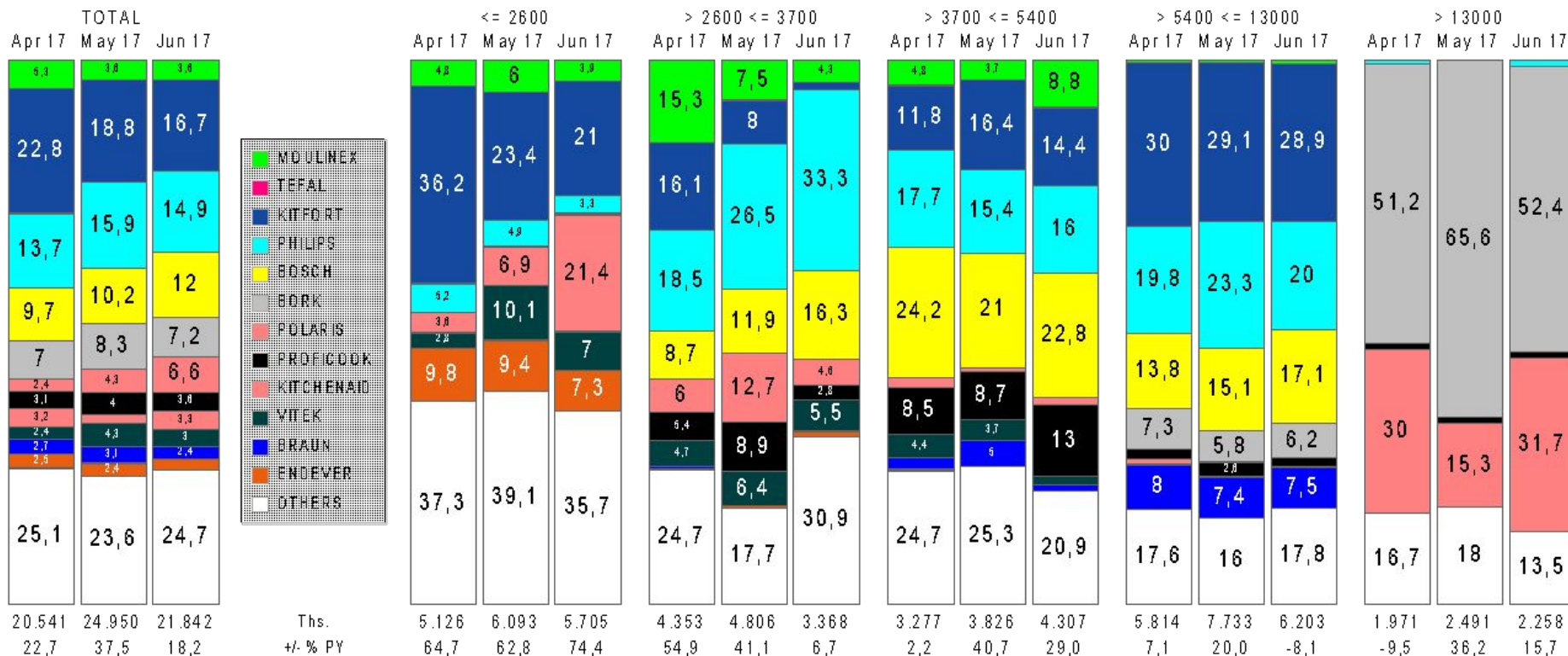




**FOODPREPARATION
LIQUIDISER**

Russia Panelmarket Internet Sales

Sales Value RUB, Vert. %

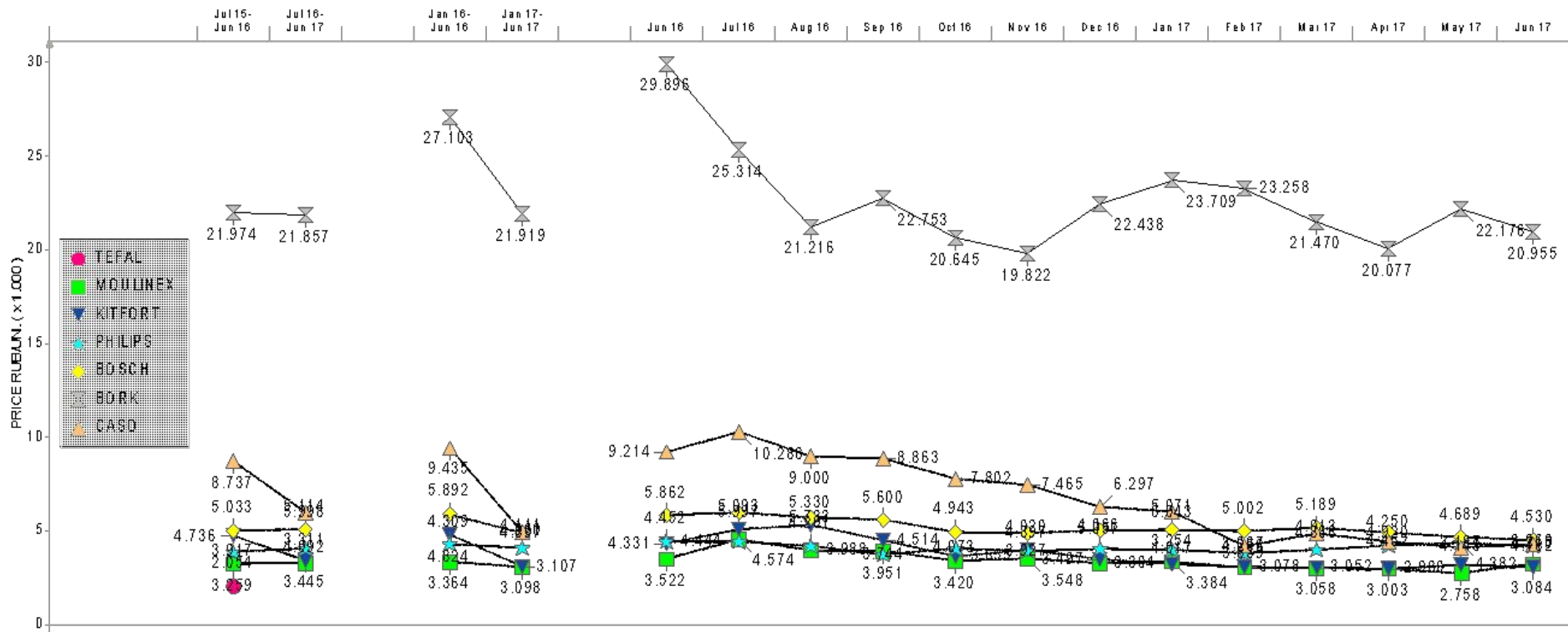




FOODPREPARATION
LIQUIDISER

Russia Panelmarket Internet Sales

PRICE RUB/UN.





FOODPREPARATION
LIQUIDISER

Russia Panelmarket Internet Sales

Sales Value %

No.	Brand	Model	First Activity	Jun 16	Jul 16	Aug 16	Sep 16	Oct 16	Nov 16	Dec 16	Jan 17	Feb 17	Mar 17	Apr 17	May 17	Jun 17
1	KITFORT	KT-1301	Jan15	12,7	13,9	13,1	11,3	8,5	8,9	9,0	8,2	8,6	8,1	7,7	8,5	8,3
2	BOSCH	MMB42G 1B	Nov15	0,7	1,1	2,1	1,1	1,4	1,3	2,4	1,9	1,4	1,3	1,9	2,1	3,8
3	POLARIS	PTB 0108 FITNESS	Aug16					0,1	0,0	0,3	0,3	0,3			0,3	3,3
4	PROFICOOK	PC-UM 1086	May16	0,6	0,5	0,5	0,2	0,2	0,2	0,2	0,2	0,7	0,8	2,5	3,0	3,0
5	KITFORT	??-1311	Nov16						0,0	0,9	1,7	0,9	0,7	1,1	2,2	2,9
6	BORK	B802	May15	2,8	2,3	3,6	4,4	2,5	2,0	2,8	2,9	3,8	2,9	2,0	3,5	2,8
7	KITFORT	??-1310	Nov16						0,3	2,9	3,8	2,1	1,7	2,7	3,0	2,8
8	BORK	B800 / SB SAN 96150 SI	Sep08	1,9	1,1	2,1	0,9	1,7	1,2	1,0	1,2	1,2	1,5	2,2	2,6	2,6
9	BOSCH	MMB43G 2B	Sep15	1,1	3,2	2,8	1,6	1,7	1,3	3,7	2,3	2,5	1,5	2,2	2,4	2,1
10	PHILIPS	HR2195/00/08	Aug15	2,1	1,4	1,4	1,7	1,9	1,4	1,2	1,7	1,3	1,7	3,0	3,4	2,0
11	BOSCH	MMB21P0R	Nov15	1,1	1,5	1,4	1,8	1,8	1,3	2,0	1,1	1,4	1,0	1,1	1,8	1,9
12	KITFORT	??-1307	Mar16	2,6	0,9	0,2	1,8	4,0	3,0	5,4	6,1	6,5	5,3	5,7	2,1	1,9
13	BOSCH	MMB64G 3M	Sep15	3,6	4,1	3,4	3,4	2,2	2,6	4,1	3,6	2,6	3,6	1,9	1,1	1,8
14	KITCHENAID	5KSB5080	Sep15	0,5	0,2	0,3	0,5	1,2	0,9	0,4	0,3	0,2	0,4	0,5	0,2	1,8
15	BORK	B501	May15	0,5	1,0	3,0	2,3	2,6	2,5	1,7	1,3	1,9	1,8	2,1	1,7	1,7
16	PHILIPS	HR 2095/90	Feb14	0,8	0,5	0,8	0,9	0,7	0,6	0,7	0,9	0,9	0,6	1,1	1,7	1,7
17	PHILIPS	HR 2095 AVANCE	Sep12	0,9	0,7	0,7	0,9	0,6	0,7	0,8	0,8	0,7	0,6	0,5	1,1	1,6
18	PHILIPS	Suppressed	Aug15	1,6	1,9	1,4	0,5	1,9								1,6
19	MOULINEX	LM233	Nov13	1,0	2,2	1,3	1,8	1,3	2,9	5,0	4,9	4,3	3,8	1,9	1,0	1,6
20	MAXWELL	MW-1184 G	Feb15	1,7	1,5	1,2	0,9	1,4	1,0	0,9	1,0	1,0	1,2	1,3	1,2	1,5



**FOODPREPARATION
LIQUIDISER**

Russia Panelmarket Internet Sales

Price RUB

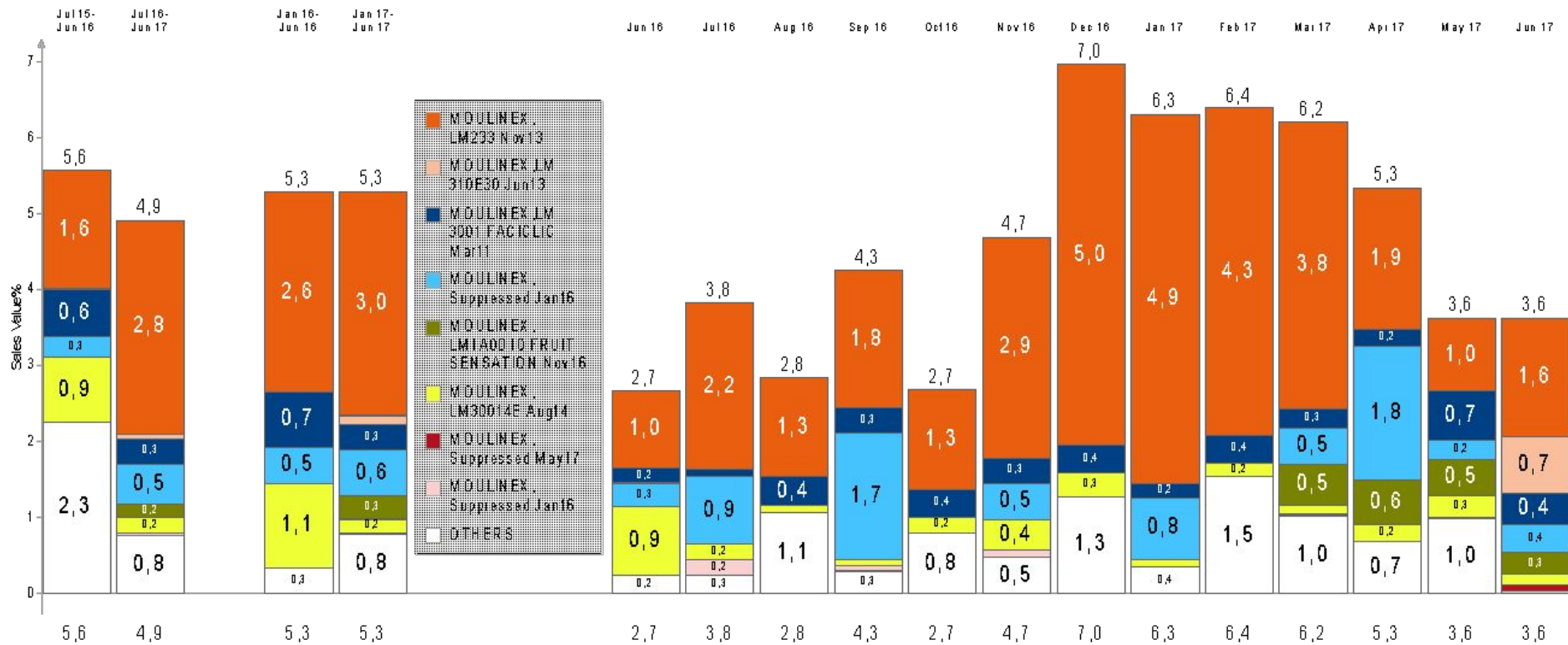
No.	Brand	Model	First Activity	Jun 16	Jul 16	Aug 16	Sep 16	Oct 16	Nov 16	Dec 16	Jan 17	Feb 17	Mar 17	Apr 17	May 17	Jun 17
1	KITFORT	KT-1301	Jan15	5.344	5.504	5.439	5.361	5.320	5.397	5.128	5.334	5.549	5.477	5.546	5.528	5.413
2	BOSCH	MMB42G1B	Nov15	5.577	5.586	6.114	5.402	5.256	5.045	4.916	4.933	5.108	4.901	4.836	4.566	4.195
3	POLARIS	PTB 0108 FITNESS	Aug16					1.999	1.839	1.496	1.777	1.311			1.647	1.025
4	PROFICOOK	PC-UM 1086	May16	6.796	7.438	7.233	7.512	7.175	7.584	7.562	5.949	5.265	4.773	3.899	3.874	3.951
5	KITFORT	??-1311	Nov16						1.195	1.288	1.278	1.273	1.276	1.260	1.278	1.260
6	BORK	B802	May15	39.103	38.586	38.445	38.225	37.849	37.800	37.867	38.565	38.022	37.954	37.762	38.475	38.599
7	KITFORT	??-1310	Nov16						8.194	9.138	9.068	9.049	8.855	8.792	9.014	8.951
8	BORK	B800 / SB SAN 96150 SI	Sep08	29.710	29.815	28.575	27.607	29.340	28.614	25.444	28.169	25.791	20.159	19.884	19.591	19.582
9	BOSCH	MMB43G2B	Sep15	6.631	6.233	6.061	6.033	5.723	5.567	5.590	5.674	5.688	5.418	5.428	5.577	5.633
10	PHILIPS	HR2195/00/08	Aug15	9.855	10.347	9.864	9.986	8.889	10.057	8.904	10.143	10.251	9.257	8.145	6.972	7.595
11	BOSCH	MMB21POR	Nov15	3.966	3.999	3.641	3.213	3.257	3.176	3.187	3.342	3.143	3.165	3.061	3.162	3.057
12	KITFORT	??-1307	Mar16	2.246	2.321	2.395	2.252	2.190	2.222	2.231	2.216	2.063	2.136	2.185	2.214	2.267
13	BOSCH	MMB64G3M	Sep15	7.695	7.862	7.975	8.186	7.971	7.024	7.114	7.315	6.959	6.889	7.039	7.019	7.217
14	KITCHENAID	5KSB5080	Sep15	45.320	45.288	55.565	48.369	50.417	45.263	41.040	40.039	37.890	51.045	49.990	52.990	35.558
15	BORK	B501	May15	14.740	13.968	12.851	12.491	12.713	12.725	12.636	12.526	12.626	12.489	12.581	12.722	12.814
16	PHILIPS	HR 2095/90	Feb14	6.345	6.322	6.141	5.863	5.958	5.777	5.651	5.591	5.554	5.687	5.842	7.289	6.238
17	PHILIPS	HR 2095 AVANCE	Sep12	5.072	5.897	5.647	5.454	5.875	5.927	5.693	5.570	5.829	6.119	6.041	6.573	5.688
18	PHILIPS	Suppressed	Aug15	5.648	4.345	4.540	5.216	4.126								3.130
19	MOULINEX	LM233	Nov13	5.645	5.545	5.745	5.537	5.133	4.159	3.501	3.478	3.569	3.463	3.572	3.539	4.254
20	MAXWELL	MW-1184 G	Feb15	1.632	1.752	1.644	1.620	1.440	1.451	1.460	1.443	1.676	1.557	1.389	1.489	1.449



FOODPREPARATION
MOULINEX LIQUIDISER

Russia Panelmarket Internet Sales

Sales Value%



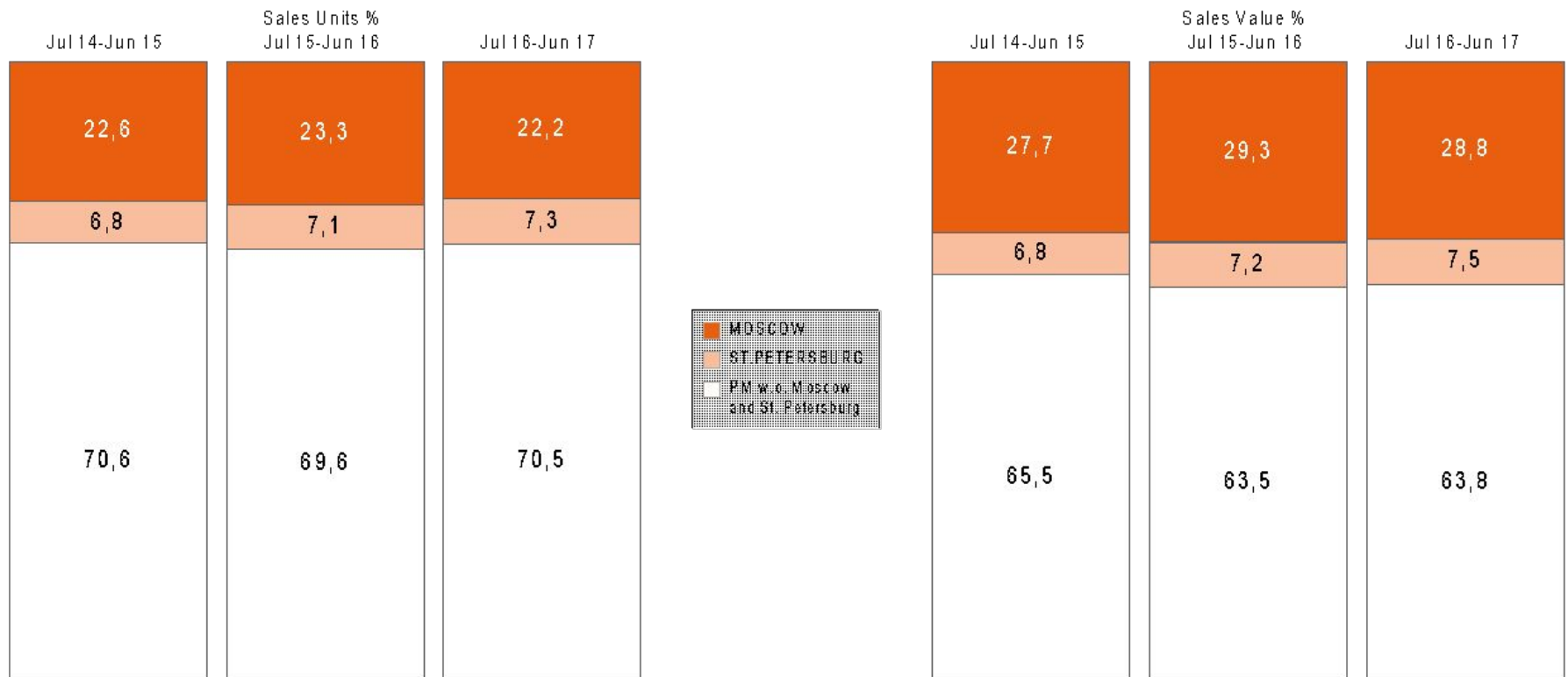


LIQUIDISERS MOSCOW

**FOODPREPARATION
LIQUIDISER**

Russia Panelmarket

Sales Units % , Sales Value %

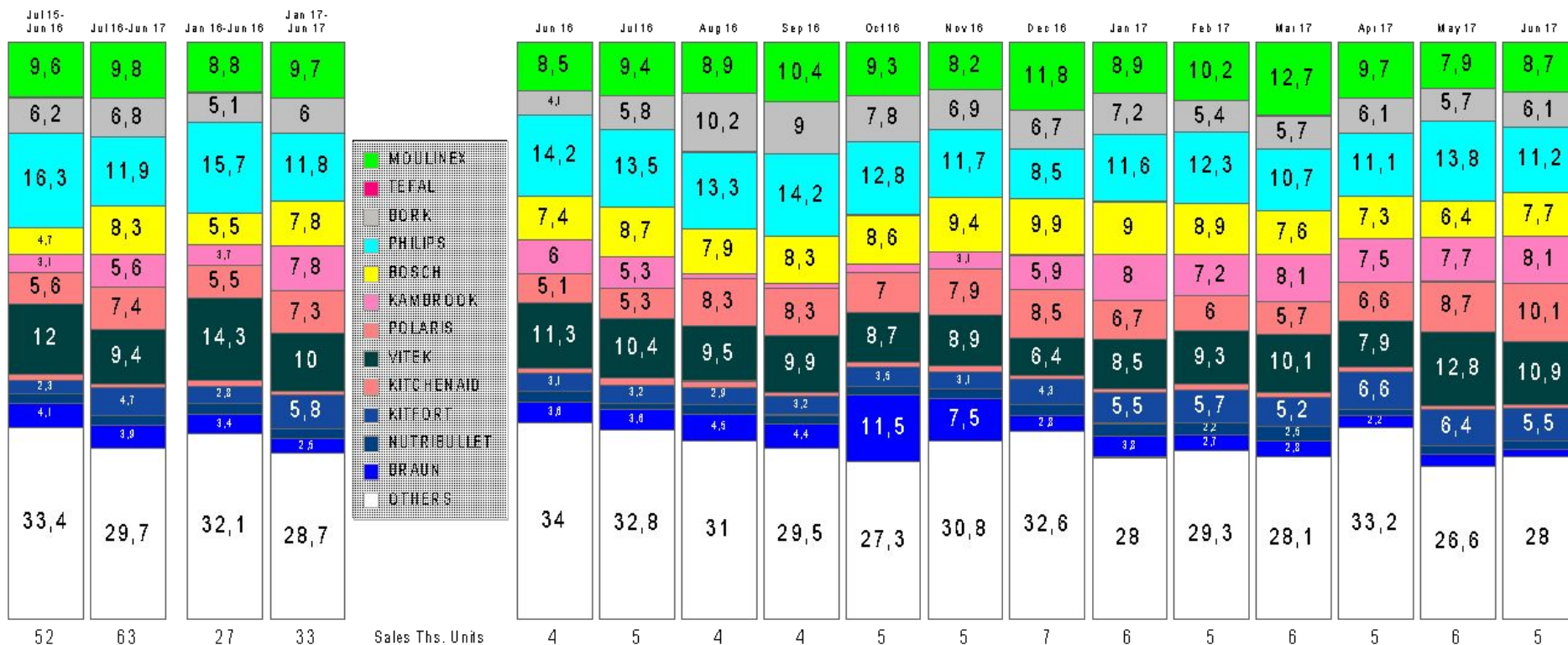




FOODPREPARATION
LIQUIDISER

Russia Panelmarket MOSCOW

Sales Units %

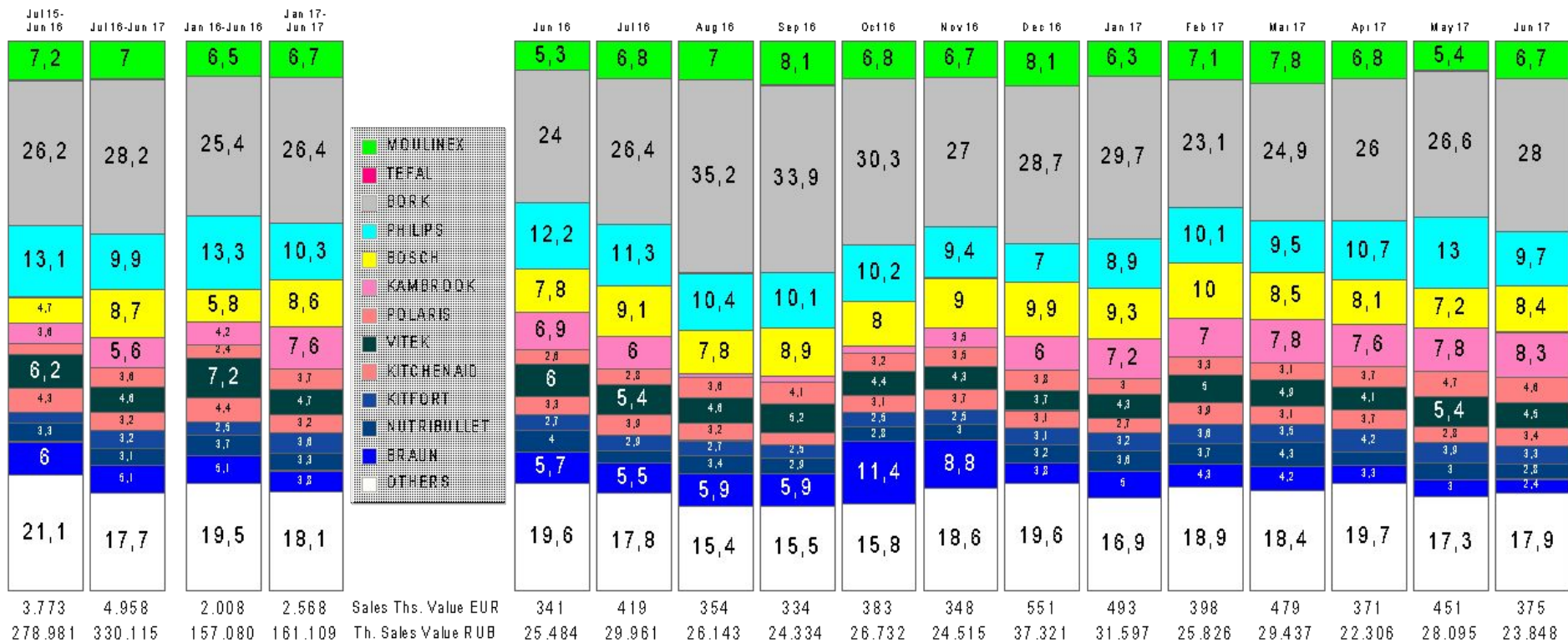




FOODPREPARATION
LIQUIDISER

Russia Panelmarket MOSCOW

Sales Value %

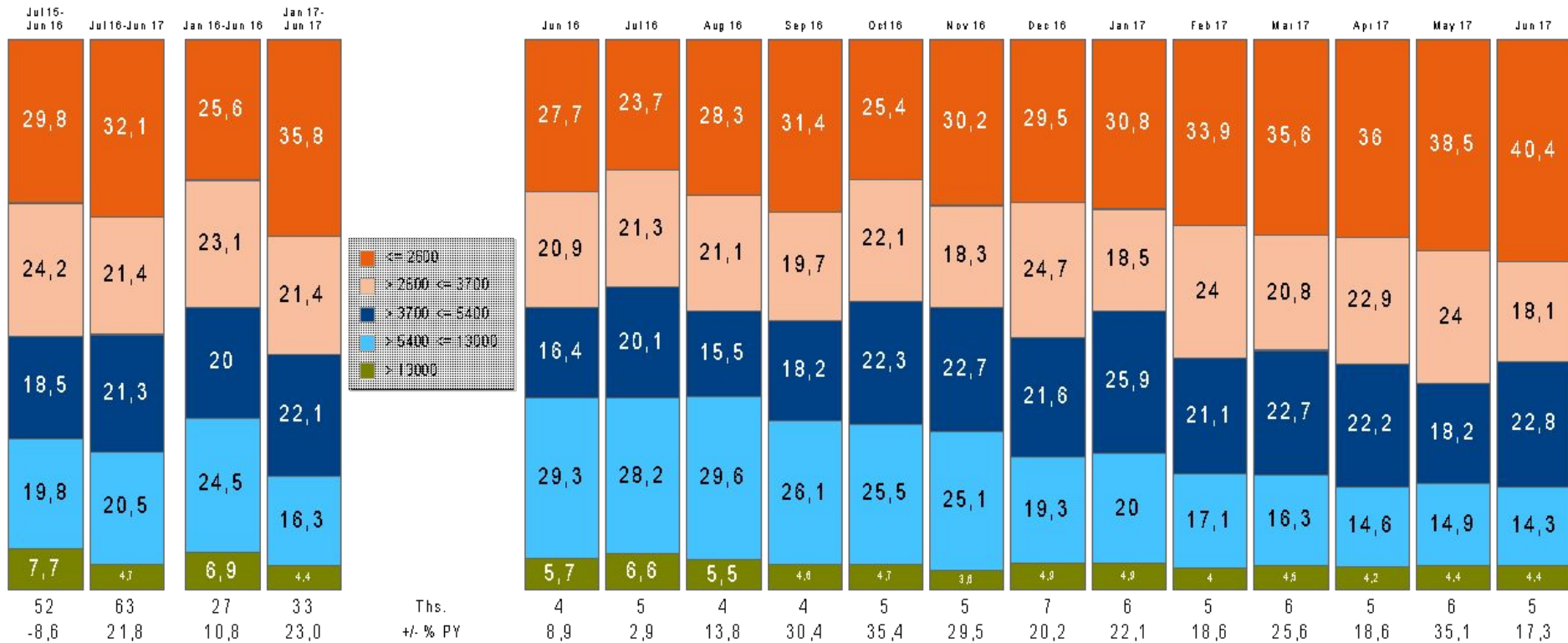




FOODPREPARATION
LIQUIDISER

Russia Panelmarket MOSCOW

Sales Units, Vert. %

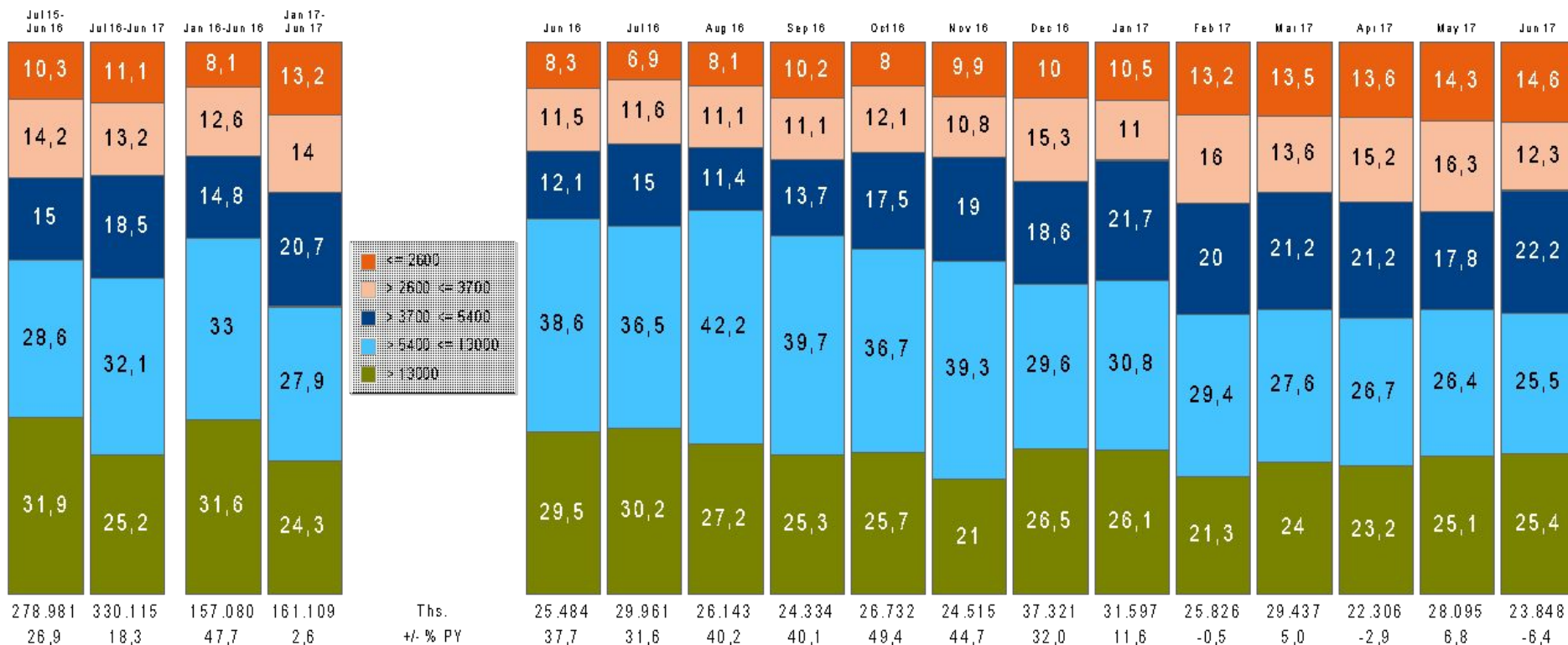




FOODPREPARATION
LIQUIDISER

Russia Panelmarket MOSCOW

Sales Value RUB, Vert. %

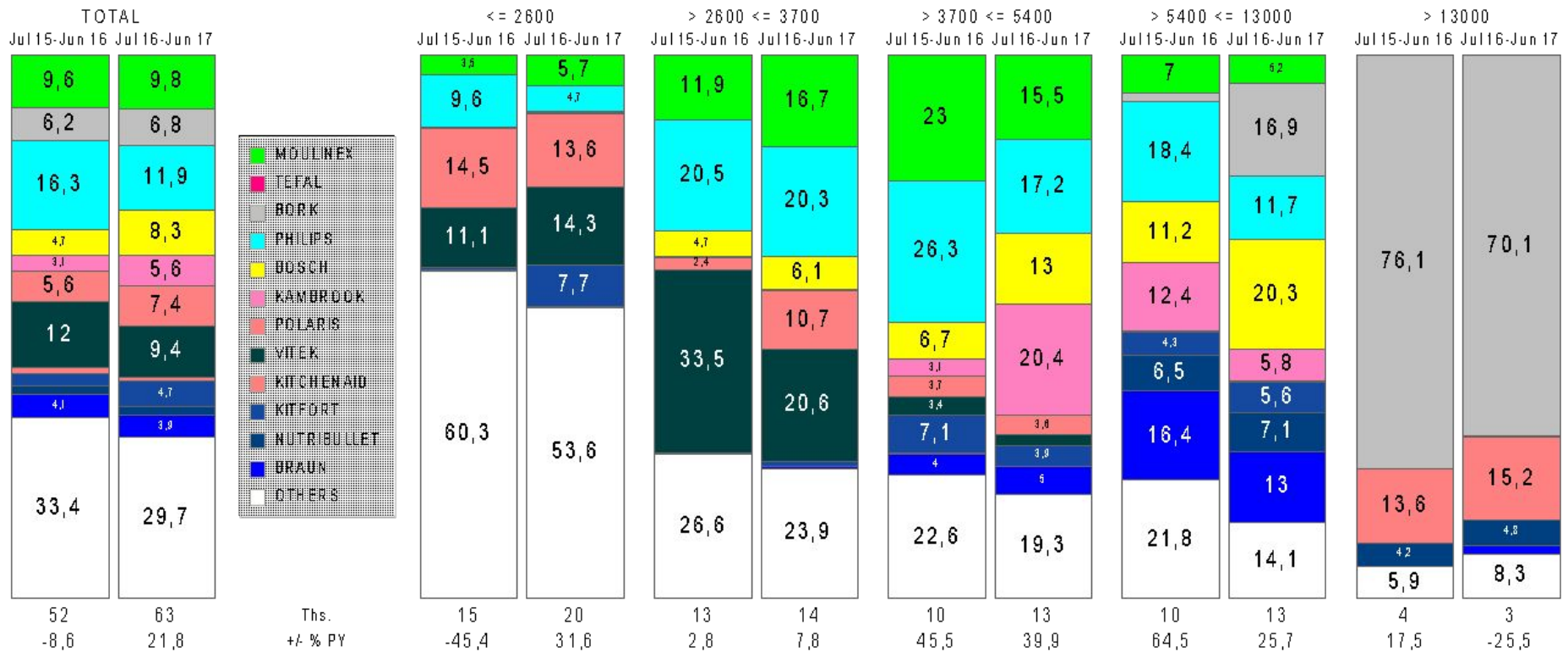




FOODPREPARATION
LIQUIDISER

Russia Panelmarket MOSCOW

Sales Units, Vert. %

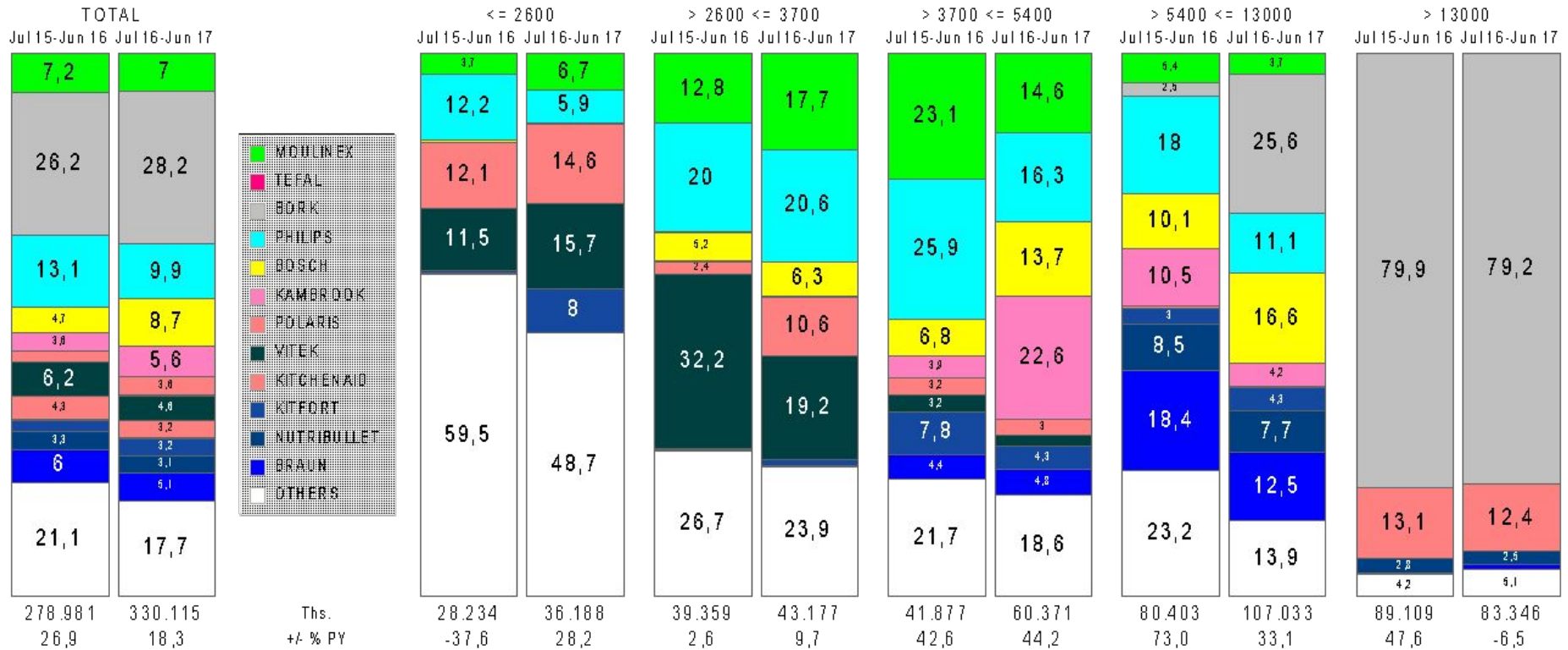




FOODPREPARATION
LIQUIDISER

Russia Panelmarket MOSCOW

Sales Value RUB, Vert. %

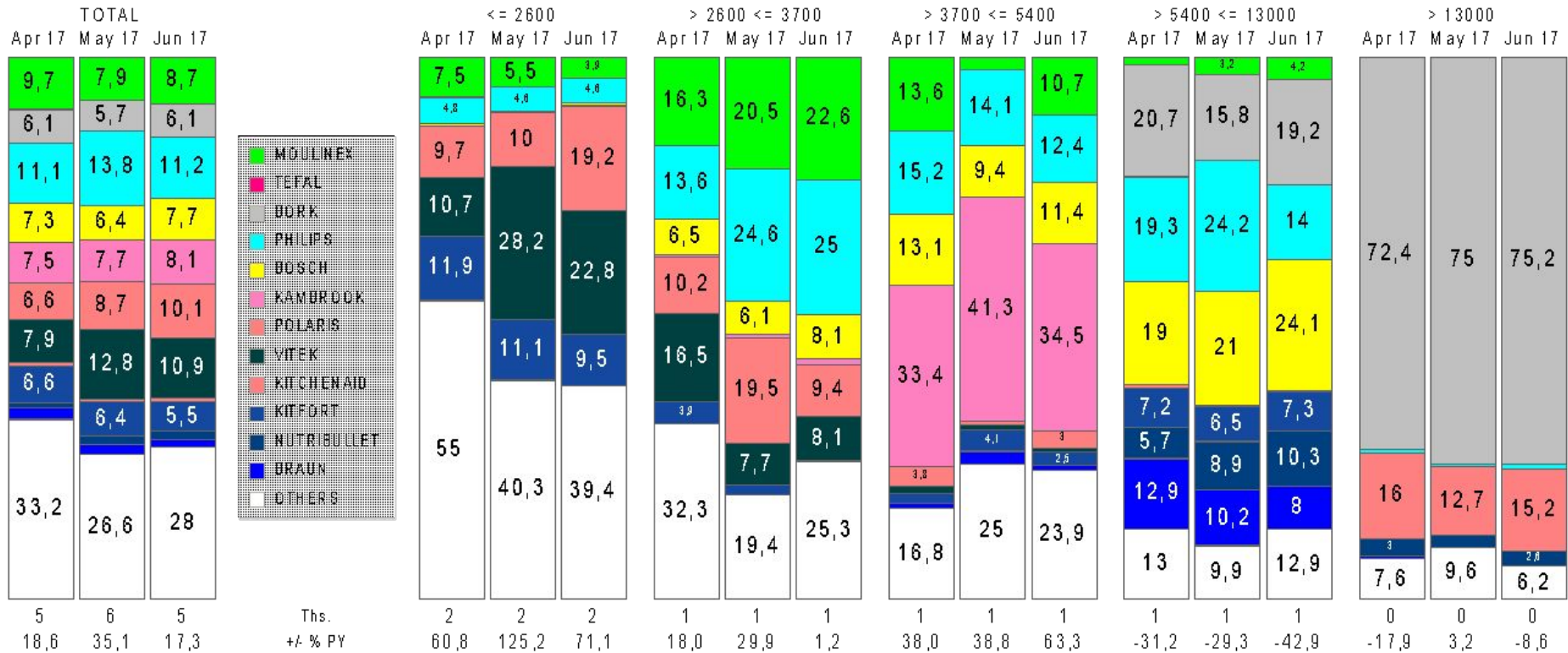




FOODPREPARATION
LIQUIDISER

Russia Panelmarket MOSCOW

Sales Units, Vert. %

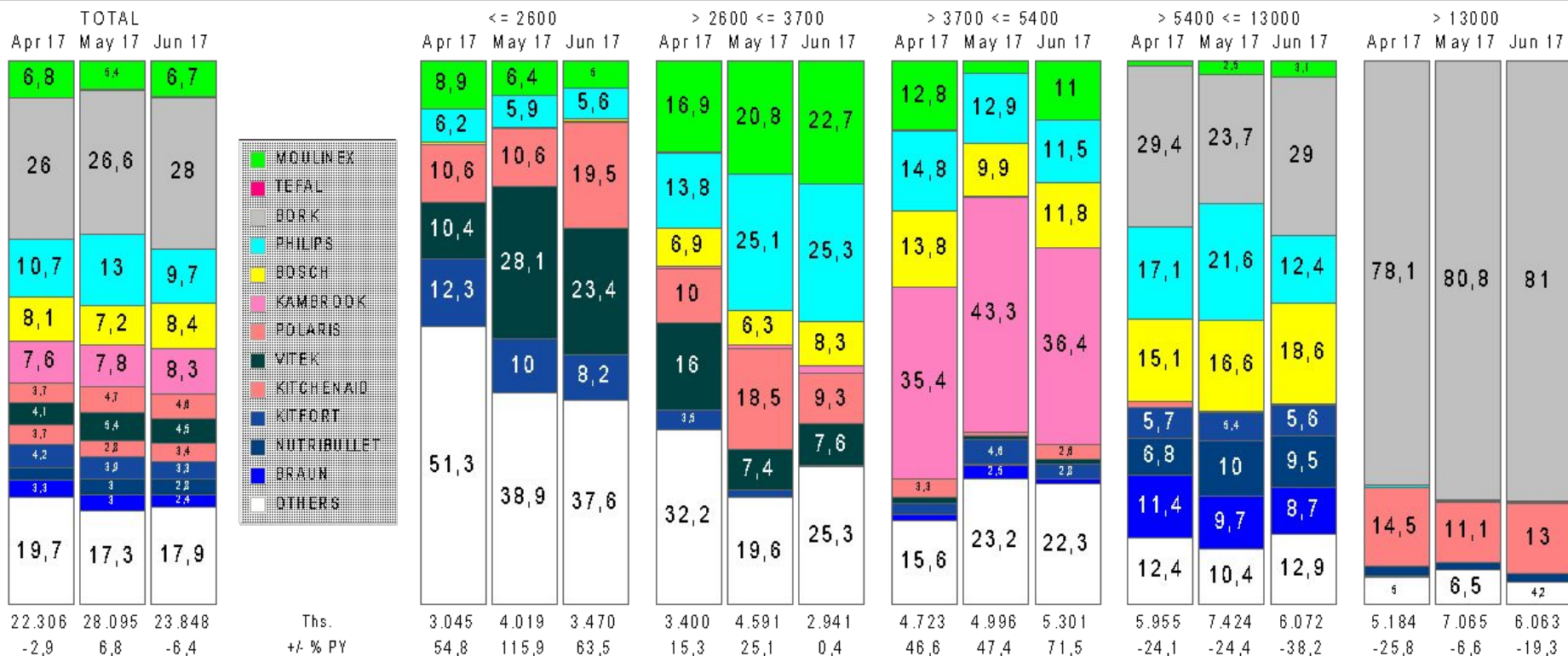




FOODPREPARATION
LIQUIDISER

Russia Panelmarket MOSCOW

Sales Value RUB, Vert. %

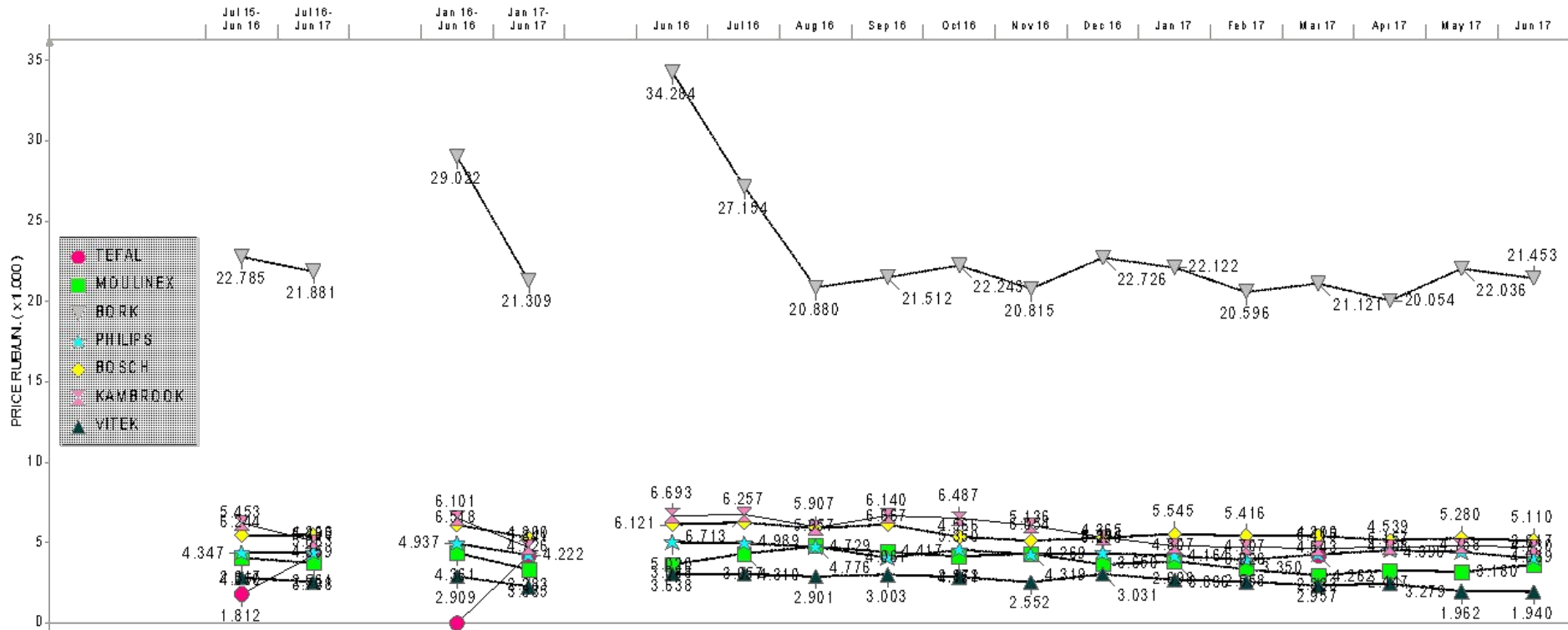




FOODPREPARATION
LIQUIDISER

Russia Panelmarket MOSCOW

PRICE RUB/UN.





**FOODPREPARATION
LIQUIDISER**

Russia Panelmarket MOSCOW

Sales Value%

No.	Brand	Model	First Activity	Jun 16	Jul 16	Aug 16	Sep 16	Oct 16	Nov 16	Dec 16	Jan 17	Feb 17	Mar 17	Apr 17	May 17	Jun 17
1	BORK	B802	May15	17,3	16,3	16,0	17,8	16,1	12,7	14,4	12,3	9,9	10,9	10,6	12,5	13,2
2	KAMBROOK	ABL401	Mar15	6,9	6,0	0,8	0,9	1,5	3,5	6,0	7,2	7,0	7,8	7,6	7,8	8,3
3	BORK	B501	May15	0,2	4,6	12,4	11,8	9,3	9,9	8,1	9,1	7,9	6,7	7,6	6,2	7,2
4	BORK	B800 / SB SAN 96150 SI	Sep08	6,0	4,9	6,1	4,0	4,5	3,3	4,3	6,5	4,2	5,9	6,9	6,5	7,0
5	VITEK	VT-3416 BK	Sep15	3,8	3,9	3,6	4,1	3,3	2,4	2,4	3,2	3,9	3,1	2,4	3,6	3,2
6	MOULINEX	LM 310E30	Jun13													2,3
7	BOSCH	Suppressed	Dec15	2,3					2,7	1,4	2,4	2,4	1,5	1,9	1,9	1,9
8	BOSCH	MMB42G1B	Nov15	0,8	1,1	0,9	1,2	1,3	1,2	1,5	1,0	1,2	1,3	0,8	1,2	1,8
9	KITFORT	KT-1301	Jan15	2,5	2,9	2,7	2,0	2,0	2,0	1,8	1,3	1,5	1,6	1,3	1,6	1,6
10	PHILIPS	Suppressed	Aug15	2,2	2,2	1,0	0,8	1,5								1,6
11	PROFICOOK	PC-UM 1086	May16	0,3	0,2	0,2	0,1	0,1	0,2	0,1	0,2	0,4	0,5	1,5	1,7	1,5
12	BOSCH	MMB64G3M	Sep15	1,8	1,9	1,2	1,5	1,2	2,3	2,3	2,7	2,6	2,9	1,7	1,1	1,5
13	MOULINEX	Suppressed	Jan16	1,1	2,1		4,0		2,1		2,3		1,3	2,5	0,7	1,5
14	POLARIS	PTB 0204G	Feb16	1,0	1,2	1,2	1,3	0,6	0,8	1,3	0,8	0,9	0,8	1,3	2,3	1,4
15	REDMOND	RHB-M 2900	Aug14	3,1	2,4	1,9	0,9	0,9	2,2	2,7	2,0	2,5	2,5	1,7	1,0	1,4
16	POLARIS	PTB 0205G	Jan16													1,3
17	PHILIPS	HR 2102	Jun13	0,6	1,3	1,2	1,1	1,1	1,5	1,3	1,5	2,2	1,5	1,3	1,2	1,3
18	BRAUN	JB 5160 IDENTITY COLLECTION	Dec14	2,9	2,3	2,3	2,2	3,5	4,7	1,1	1,4	1,7	1,7	1,5	1,7	1,2
19	BOSCH	MMB21P0R	Nov15	0,7	0,8	0,7	0,9	1,0	1,1	1,1	0,7	0,8	0,7	1,2	1,1	1,1
20	PHILIPS	HR 2874/00	Dec14	2,1	1,3	1,9	3,4	2,1	1,2	1,0	1,3	1,5	1,3	1,1	1,2	1,1



**FOODPREPARATION
LIQUIDISER**

Russia Panelmarket MOSCOW

PRICE RUB/UN.

No.	Brand	Model	First Activity	Jun 16	Jul 16	Aug 16	Sep 16	Oct 16	Nov 16	Dec 16	Jan 17	Feb 17	Mar 17	Apr 17	May 17	Jun 17
1	BORK	B802	May15	38.286	37.941	37.799	37.571	38.092	37.887	37.945	38.429	37.922	37.794	38.224	38.094	38.223
2	KAMBROOK	ABL401	Mar15	6.693	6.713	5.957	6.667	6.487	6.054	5.344	4.807	4.707	4.643	4.708	4.758	4.730
3	BORK	B501	May15	14.273	13.739	12.561	12.689	12.584	12.695	12.716	12.669	12.540	12.648	12.344	12.585	12.651
4	BORK	B800 / SB SAN 96150 SI	Sep08	29.438	28.972	28.776	29.334	28.951	27.185	25.456	27.926	24.242	19.879	19.399	19.502	19.298
5	VITEK	VT-3416 BK	Sep15	3.131	3.142	3.081	3.239	2.903	2.864	3.150	2.595	2.507	2.518	2.707	2.139	1.808
6	MOULINEX	LM 310E30	Jun13													3.529
7	BOSCH	Suppressed	Dec15	6.667					4.600	4.677	5.168	5.064	5.183	4.987	5.065	4.947
8	BOSCH	MMB42G1B	Nov15	5.906	5.972	5.802	6.221	5.863	5.288	5.092	5.001	5.044	4.980	5.011	5.509	5.209
9	KITFORT	KT-1301	Jan15	5.470	5.491	5.499	5.381	5.462	5.400	5.238	5.458	5.425	5.507	5.430	5.415	5.316
10	PHILIPS	Suppressed	Aug15	5.769	4.519	5.296	5.422	4.109								3.488
11	PROFICOOK	PC-UM 1086	May16	6.733	7.230	6.897	7.423	6.373	7.226	7.156	6.261	5.117	4.677	3.923	3.857	3.917
12	BOSCH	MMB64G3M	Sep15	7.756	7.743	7.822	8.540	8.090	7.007	7.084	7.307	6.957	6.676	7.128	6.942	7.288
13	MOULINEX	Suppressed	Jan16	6.615	4.154		3.867		4.206		4.031		3.713	3.509	5.470	4.879
14	POLARIS	PTB 0204G	Feb16	3.783	3.651	3.658	3.783	3.781	3.218	2.710	2.747	3.596	3.582	3.592	2.832	3.202
15	REDMOND	RHB-M 2900	Aug14	3.640	3.563	3.648	3.463	3.393	3.416	3.503	3.856	3.573	3.472	3.509	3.924	4.165
16	POLARIS	PTB 0205G	Jan16													2.652
17	PHILIPS	HR 2102	Jun13	3.627	3.827	3.501	3.679	3.534	3.285	3.412	3.204	3.028	3.258	3.318	3.329	3.377
18	BRAUN	JB 5160 IDENTITY COLLECTION	Dec14	11.686	12.125	11.851	11.930	7.990	7.581	11.235	11.016	10.213	10.172	9.029	8.712	10.073
19	BOSCH	MMB21P0R	Nov15	4.580	4.444	3.956	3.688	3.743	3.554	3.658	3.666	3.447	3.418	3.484	3.590	3.413
20	PHILIPS	HR 2874/00	Dec14	4.320	4.634	3.638	3.071	3.571	3.839	4.024	3.565	3.597	3.459	3.798	3.801	3.398



FOODPREPARATION
MOULINEX LIQUIDISER

Russia Panelmarket MOSCOW

Sales Value%

